

Англійська мова

Морська Л.І.
Кучма М.О.

«АНГЛІЙСЬКА МОВА (3-й рік навчання)»

ПІДРУЧНИК ДЛЯ 7 КЛАСУ

загальноосвітніх навчальних закладів



ТЕРНОПІЛЬ
НАВЧАЛЬНА КНИГА – БОГДАН
2015

УДК 811.111(075.3)
ББК 81.2 Англ я72
М79

Рецензенти:

Петрашук О.П., доктор педагогічних наук, професор, завідувач кафедри авіаційної англійської мови Національного авіаційного університету м. Києва
Уруська Л.В., методист Тернопільського обласного комунального інституту післядипломної педагогічної освіти

Морська Л.І.

М 79 Англійська мова. Третій рік навчання : підручник для 7 кл. загальноосвіт. навч. закл. / Л.І. Морська, М.О. Кучма. — Тернопіль : Навчальна книга — Богдан, 2015. — 240 с. : іл. + 1 електрон. опт. диск (CD). — Режим доступу: <http://www.bohdan-digital.com/edu>.

ISBN 978-966-10-3522-4

УДК 811.111(075.3)
ББК 81.2 Англ я72

*Охороняється законом про авторське право.
Жодна частина цього видання не може бути відтворена
в будь-якому вигляді без дозволу автора чи видавництва.*

ISBN 978-966-10-3522-4

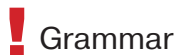
© Морська Л.І., Кучма М.О, 2015
© Навчальна книга — Богдан,
оригінал-макет, 2015

УМОВНІ ПОЗНАЧЕННЯ



Listen!



* Additional tasks



Grammar



Interactive exercises

Піктограмами ,  у підручнику позначено ті його складові, які можна відкрити у pdf-файлі або скориставшись CD, що входить у комплект.

У зв'язку з великим обсягом електронної складової підручника, у pdf-файлі активною є тільки її частина. Для завантаження всіх матеріалів треба перейти за посиланням: <http://www.bohdan-digital.com/edu>.

CONTENTS

REVISION

Lesson 1.....	4
Lesson 2.....	6
Lesson 3.....	8
Lesson 4.....	10
Lesson 5.....	12
Lesson 6.....	14
Lesson 7.....	16

UNIT 1. The Place I Live in. My Room

Lesson 8.....	18
Lesson 9.....	20
Lesson 10.....	25
Lesson 11.....	28
Lesson 12.....	32
Lesson 13.....	36
Lesson 14.....	39

Revision

Lesson 15.....	43
----------------	----

UNIT 2. Sports and Games

Lesson 16.....	46
Lesson 17.....	50
Lesson 18.....	52
Lesson 19.....	55
Lesson 20.....	58
Lesson 21.....	61
Lesson 22.....	64
Lesson 23.....	67

Revision

Lesson 24.....	69
Lesson 25.....	72

UNIT 3. Shopping. Food and Drinks

Lesson 26.....	74
Lesson 27.....	78
Lesson 28.....	82
Lesson 29.....	86
Lesson 30.....	89
Lesson 31.....	94
Lesson 32.....	97

Revision

Lesson 33.....	100
----------------	-----

UNIT 4. Appearance and Character

Lesson 34.....	104
Lesson 35.....	108
Lesson 36.....	111

Revision

Lesson 37.....	114
----------------	-----

UNIT 5. Holidays and Traditions

Lesson 38.....	116
Lesson 39.....	120
Lesson 40.....	124
Lesson 41.....	127
Lesson 42.....	130

Revision

Lesson 43.....	134
----------------	-----

UNIT 6. The Nature

Lesson 44.....	138
Lesson 45.....	143
Lesson 46.....	147
Lesson 47.....	149
Lesson 48.....	153
Lesson 49.....	156

Revision

Lesson 50.....	158
Lesson 51.....	160

UNIT 7. Travelling. Great Britain.

Ukraine

Lesson 52.....	162
Lesson 53.....	165
Lesson 54.....	167
Lesson 55.....	172
Lesson 56.....	175
Lesson 57.....	179
Lesson 58.....	182

Revision

Lesson 59.....	186
Lesson 60.....	190

UNIT 8. School Life

Lesson 61.....	192
Lesson 62.....	194
Lesson 63.....	197
Lesson 64.....	199
Lesson 65.....	202
Lesson 66.....	205
Lesson 67.....	207
Lesson 68.....	209

Revision

Lesson 69.....	212
Lesson 70.....	214
Lesson 71 (Final).....	217

Supplementary Reading..... 219

Grammar Reference..... 227

Irregular Verbs..... 232

English-Ukrainian Dictionary..... 234

Ukrainian-English Dictionary..... 237

Lesson 1

1. Listen and read the dialogue. Act it out in pairs.

Mykhailyk: Hello! Who are you?


Buggy: I am Buggy, the Knowledge Bug.

Mykhailyk: Where are you from?

Buggy: I am from Great Britain. I am here in your book to help you with your English.

Mykhailyk: That's great. Let's go and speak English.

Buggy: With pleasure. That's what I always want to do.




2. Look at the clocks and tell the time.



1



2



3



4



5




6

Model: What is the time? — It's quarter past twelve.

3. Interview your friend. The questions below can help you. Then answer your friend's questions.

What is your name?
What is your surname?
What is your patronymic?
What is your full name?
Spell your name, please.
How old are you?
What's your nationality?
What country are you from?
Where do you live?
What street do you live in?

4. Use the pictures to speak about Mykhailyk's summer holidays.



5. Make up a story about your summer holidays.

Lesson 2

1. Listen and read the dialogue. Act it out in pairs.


Jane: Mother and Father, this is Buggy, the Knowledge Bug. It is my new friend this year.

Mrs. Blake: How do you do, Buggy?

Mr. Blake: How do you do?

Buggy: How do you do? I am pleased to meet you. Jane is a good girl.

Mrs. Blake: Thank you. Jane is very happy to make friends with you.



At the Party

Charles: Hello, I am Charles. This is my friend, Jack.

Jane: It's good to meet you, Jack and Charles. I am Jane, and this is my friend, Buggy.

Charles: My pleasure, Jane.

Jack: Hello, Jane and Buggy. It's nice to meet you. It's a lovely birthday party.

Jane: Yes, it is. Everything is very nice.

2. Answer the questions.

1. What colour are your mother's eyes?
2. What colour are your father's eyes?
3. What colour is your mother's hair?
4. What colour is your father's hair?
5. What colour are your friend's eyes?
6. What colour is your friend's hair?
7. Is your hair long?
8. What colour is your hair?
9. Are you grey-eyed?
10. What colour are your eyes?

3. Find 10 differences in the pictures.

Model: There is (are) ... in picture A, but ...




4. Look at the pictures and say what seasons are in them.



5. Listen and read the rhymes. Learn one of them by heart.

Seasons

In spring the trees are green,
 In autumn they are red and brown.
 In summer the sun is bright,
 In winter the snow is white.
 But I can play and I can sing
 In summer, and winter, in autumn, and spring.



“In winter I ski and skate,” says little Kate.
 “In summer I like to swim,” says little Jim.
 “And what do you do in spring?”
 “In spring we play and sing.”

Clouds

What’s fluffy, white, and floats up high,
 Like piles of ice-cream in the sky?
 And when the wind blows hard and strong,
 What brings the rain?
 What brings the snow?
 That showers down on us below?



6. Describe your favourite season.

7. Listen and read the dialogue. Act it out in pairs.


Jane: What season is it now?

Buggy: Look, the leaves are yellow, red and brown.

Jane: Yes, and it is raining now. The sky is grey.

Buggy: And birds fly away to warm countries.

Jane: I see. It’s autumn now.



Lesson 3

1. Listen and read the dialogue. Act it out in pairs.

Buggy: Hello, Jane. Nice to see you.

Jane: Hi, Buggy. Nice to see you, too.

Buggy: Jane, tell me about your family.

Jane: My family is very friendly. It is very large.

Buggy: Have you got a sister or a brother?

Jane: I have got a sister, and a brother.

Buggy: What is your sister's name?


Jane: Her name is Beth.

Buggy: Have you got a cousin?

Jane: Yes, I have got three cousins. Their names are Nick, Laura, and Ted.

Buggy: Where do your aunt and uncle live?

Jane: They live in London.



2. Match the words with their translations.


- | | |
|-------------|--------------------------------|
| 1. parents | a) племінниця |
| 2. cousin | b) чоловік |
| 3. relative | c) тітка |
| 4. child | d) дружина |
| 5. daughter | e) батьки |
| 6. husband | f) двоюрідний (брат чи сестра) |
| 7. niece | g) родич |
| 8. aunt | h) дочка |
| 9. wife | i) дитина |

3. Agree or disagree as in the model. Use the picture of Jane's family tree.

Model: Mark is Jane's brother. — Yes, he is.

Victor is Jane's brother. — No, he isn't. He is Jane's father.

1. Sally is Jane's aunt.
2. Ann is Jane's aunt.
3. Edward is Jane's uncle.
4. Mary and Edward are Jane's grandparents.
5. Sally and Victor are Jane's parents.
6. Sally is Bill's wife.
7. Laura is Jane's cousin.
8. Ted is Bill's son.
9. Ann and Chris are Mary's children.



10. Victor is Edward's son.
11. Tom is Mary's grandson.
12. Beth is Nick's cousin.
13. Ted is married.
14. Ted, Mark, and Nick are Edward's grandchildren.
15. Susan is Jane's niece.

4. Interview your friend. Use the table given below.

Do	you		bring	bread?
Does	your parents	often	come to see	their friends?
	your friend	always	visit	presents to you?
	your sister	sometimes	write	your relatives?
	your relatives		go	breakfast?
	your uncle		send	letters?
			make	vegetables and fruit?
			buy	shopping?

5. Ask your classmate about his (her) family (6–8 questions).

6. Write in English.

1. Моя сім'я дуже велика і дружна.
2. Мої родичі живуть у Донецьку.
3. У мене є два двоюрідні брати.
4. Як звать твого дядька?
5. Де живе твоя тітка?
6. У тебе є племінник?
7. Як звати твоїх дідуся та бабусю?

Lesson 4

1. Listen and read the dialogue. Act it out in pairs.

Jane: What are your parents' jobs?

Andy: My father is a driver and my mother is a nurse.

Mykhailyk: My mother is a teacher and my dad is a doctor.

Kate: My parents are engineers. And what do your parents do?

Jane: My mother doesn't work and my father is a dentist.



2. Look around. Say what things there are in your classroom, where they are, and tell their colours.

3. In pairs make up dialogues describing your rooms.

Model: — Have you got your room?

— Yes, I have.

— What is it like? Is it large?

— No, it isn't large. But it is not small.

— How many windows are there in your room?

— There is one window in my room.

— Is there a table in your room? Where is it?

— Yes, there is. It's near the window.

4. Answer the questions.

1. What day is it today?
2. What date is it today?
3. What season is it now?
4. What is the time now?
5. How many pupils are there in the classroom?
6. What year is it now?
7. What year were you born?

5. Imagine you met a boy from another country. Ask him the questions given below. Then write down his possible answers (into your exercise-books).

1. What country are you from?
2. What is your nationality?
3. Do you live in a village or a town?
4. Is your town (village) big or little?
5. What is the name of your town (village)?
6. What street do you live in?

6. Answer the questions.

Model: What's your classroom's name/number?

- It's Art Room/number 38.
- What is it like? Is it large?
- No, it isn't. But it's not small.
- How many windows (desks/lamps/pictures) are there in your classroom?
- There are three/two windows (15 desks/6 lamps/4 pictures) in our classroom.
- Where's the teacher's table (blackboard)?
- It's near the window (in front of the pupils' desks).

7. Describe the room in the picture.

Lesson 5

1. Use the pictures in exercise 1 (lesson 4) and say as it is given in the model.

Model: The man in picture 1 is Andy's father.

2. Listen and read the dialogue. Act it out in pairs.

Buggy: Jane, why are you still in bed? It's half past eight already.

Jane: Then what?


Buggy: You must get up and go to school.

Jane: I don't go to school today.



Buggy: But why?

Jane: Because it's a weekend. Today is Saturday.

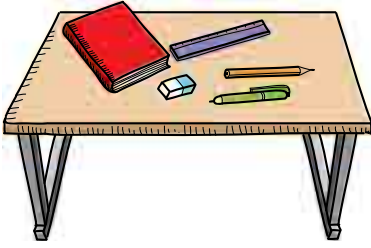
Buggy: Oh!



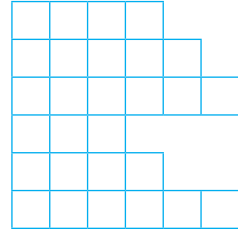
3. Look at the pictures and say what the girl usually does every day.





4. Look at the picture and do the puzzle.



- 1 – d/k
- 2 – r/r
- 3 – e/r
- 4 – p/n
- 5 – b/k
- 6 – p/l



5. Write about your ordinary school day.



6. Answer the questions.

1. Do you always do your morning exercises? What time do you do them?
2. What time do you usually get up?
3. Who or what wakes you up?
4. Do you get up just after you wake up? (Do you stay in bed after you wake up?)
5. How much time does it take your parents to wake you up?
6. What do you usually do in the evening?
7. What time do you go to bed?
8. How much time does it take you to do your lessons?

Lesson 6

1. Listen and read the dialogue. Act it out in class with your classmates.

Knowledge Bug (Buggy): Hello, ladies and gentlemen. And welcome to "What are they doing?"

Members: Hello!

Buggy: Now, listen. There is a girl. What's she doing?

Member 1: I don't know.

Buggy: Well, where is she?

Member 2: She is in the bathroom.


Buggy: Yes, she is. But what's she doing?

Member 2: She is having a shower.

Buggy: No, she isn't. She isn't having a shower.

Member 3: She is having a bath.

Buggy: Yes. That's right. She is having a bath. Congratulations!



2. Listen and read the dialogue. Act it with your partner and then make up a similar one.

Jane: Can you help me, Sir?

Man: Sure. What's the problem?

Jane: What's the time, please?

Man: It's ten o'clock.

Jane: Ten o'clock?

Man: Yes, it is.



3. Read and then write down the children's telephone numbers. There is a model to help you.

Model: Tom — 118-03-47

Tom's telephone number is double one eight zero ([ˈzɪtəʊ]) three four seven.

Bill: 130-25-41

Brenda: 991-82-75

Ted: 848-82-72

Jack: 144-36-60

Kate: 915-54-86

Sam: 786-63-29

4. Work in pairs as it is given in the model.

Model: There are two large windows in my room. — My room has got two large windows.

There are four books in your bag. — You have got four books in your bag.

1. There is a nice door in our kitchen.
2. There are four rooms in my flat.
3. There are twenty five pupils in our class.
4. There is one child in my aunt's family.
5. There is a red pencil in your pencil-box.
6. There is an apple in my bag.

5. Write the answers to the following questions.

1. Where do you live?
2. What street do you live in?
3. What floor do you live on?
4. How many rooms do you have?
5. What do you do in your room?
6. What is there in your room?
7. Do you have a telephone?
8. What's your telephone number?

6. Object to the following statements. There is a model to help you.

Model: We live in England. — You are not right. We do not live in England.
We live in Ukraine.

1. London is the capital of Ukraine.
2. We can speak French.
3. Tom is a Ukrainian name.
4. We are the pupils of the third form.
5. We study at university.

Lesson 7

1. Listen and read the dialogue. Act it out in pairs.

Buggy: Hello, Jane.

Jane: Hello, Buggy. What are you doing this evening?

Buggy: I am staying at home. What are you doing?

Jane: I am going to the cinema.

Buggy: Oh! Can I come?


Jane: Why not!? (а чому б і ні?)

2. Look at the pictures and read the sentences.




00:00–12:00 = a.m. (anti meridiem) — before noon


12:00–24:00 = p.m. (post meridiem) — after noon




7 a.m.



1 p.m.



1 p.m.



1 a.m.

1. 15:10 — It's ten (minutes) past three p.m.
2. 9:20 — It's twenty (minutes) past nine a.m.
3. 17:45 — It's a quarter to six p.m.
4. 4:30 — It's half past four a.m.

3. Look at the pictures and tell the time. Use a.m. or p.m.



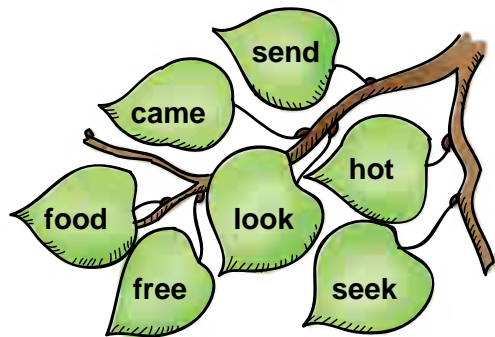
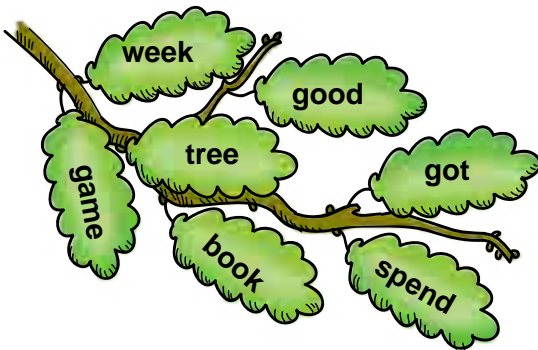
4. Read the names of the hobbies (use the dictionary if necessary) and say what hobbies the members of your family have. There is a model to help you.

Model: My sister's hobby is listening to music.

Listening to music (the news on TV), reading books (newspapers, magazines), watching TV, collecting stamps (coins, pictures), sports, singing, dancing, cooking, travelling, fishing, taking photographs, picking mushrooms.

5. Write down the names of the months.

6. Find the rhyming words.



7. Listen and read the dialogue. Act it out in pairs.

Jane: Who is this, Buggy?

Buggy: That's my mother, and this is my father.

Jane: Is this your sister?

Buggy: Yes, and this is my brother.

Jane: This is a nice house. Is this your house, Buggy?

Buggy: Yes, it is. Thank you.

Jane: Who is this?

Buggy: That's my uncle. He is a very nice man. Well, that's all.

Jane: Thank you, Buggy.



Unit 1

THE PLACE I LIVE IN. MY ROOM

Lesson 8

1. Listen and read the dialogue. Act it out in pairs.



Mykhailyk: Excuse me, Sir. Can you help me, please?

Policeman: I think I can. What's your problem?

Mykhailyk: Where is the park?

Policeman: The park? It's over there. On the left.

Mykhailyk: Oh, thank you very much.

Policeman: You are welcome.


2. Look at the pictures and read the words. Try to guess their meanings.

skyscraper



city

village house



garden

multistoreyed block of flats



storey

private cottage



suburb

3. Listen and read the text, pay attention to the words in bold type ([bəʊld taɪp] — виділені жирним шрифтом).



The Places We Live in

People can live in **villages**, small **towns**, or big **cities**.

If a city is the place you live in, then you live in a **multistoreyed** block of flats (or as the Americans call it an **apartment building**) or a **private cottage** in the **suburb** of the city.

There are many high buildings in such big cities as Kyiv, Kharkiv, Lviv and Donetsk. There are more than thirty **storeys** in such houses, that's why people call them **skyscrapers**. There is usually a **lift** in a skyscraper to help you to get to the top of that building.

Many people live in small towns and villages. They have their private houses or cottages. There is usually a **garden** with many vegetables and fruit trees in it. People like to work in their gardens.

4. Make up as many sentences as you can using the tables given below. Then write them down into your exercise-books.

a)

People	in	large cities	live rent (винаймати)	in private cottages.
		towns		in apartment buildings.
		villages		a house.
		the countryside		in multistoreyed blocks of flats.
		the suburb		in skyscrapers.
				an apartment.

b)

There	are is	a lift	in	an apartment building.
		many apartments		a skyscraper.
		some rooms		a cottage.
		many storeys		

5. Sort out the words into groups of synonyms.

A flat, a multistoreyed block of flats, a private house, a high building, an elevator, a skyscraper, a cottage, an apartment building, an apartment, a lift.

Model: an elevator — a lift

6. Unscramble the words and make up a sentence with each word.

iymltoreeuds, pmnaertt, kspcaerysr, taecotg, eapvirt, brsubu, laevlgi

7. Listen and read the dialogue. Act it out in pairs.



Mother: Johnny, what are you doing? Why are you throwing paper in the street? Can't you see there is a garbage can over there?

Johnny: But, mother, there is much dirt and garbage in this street.

Mother: Because people like you throw things in the street. That's why it is dirty.



Lesson 9

1. Look at the picture and translate the words into Ukrainian. Then write them down into your vocabularies.



- | | | |
|-------------------------|-------------------------|----------------------|
| 1 — garage [ˈɡara:(d)ʒ] | 4 — gutter [ˈɡʌtə] | 7 — fence [fɛns] |
| 2 — roof [ru:f] | 5 — mailbox [ˈmeɪlbɒks] | 8 — window [ˈwɪndəʊ] |
| 3 — chimney [ˈtʃɪmni] | 6 — gate [ɡeɪt] | 9 — door [dɔː] |

2. You have words in column A and their translations in column B. Match translations with the words.

A

fence
 multistoreyed
 skyscraper
 chimney
 suburb
 gutter
 countryside
 apartment

B

багатоповерховий
 сільська місцевість
 ринва
 квартира
 огорожа
 димар
 околиця
 хмарочос

3. Look at the pictures and read the words.



school



concert hall



grocery store



church



bank



police-office



post-office

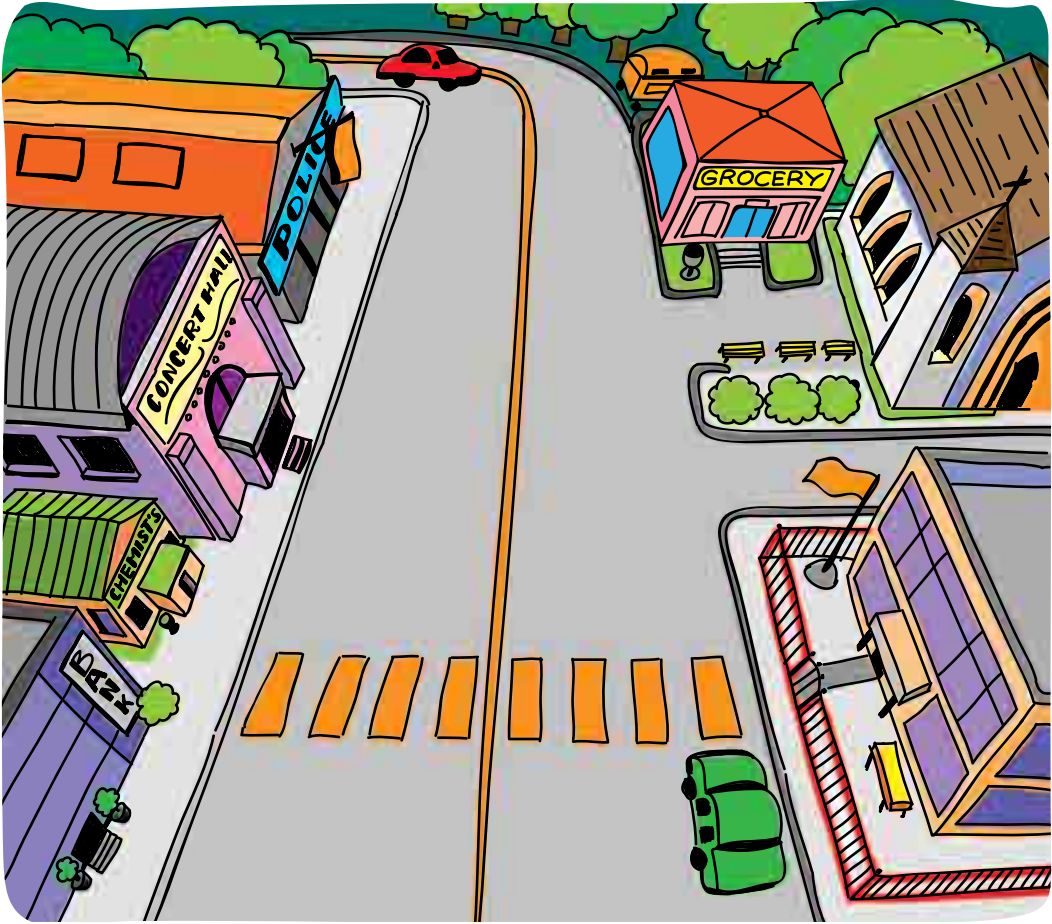


chemist's

4. **Look at the picture and answer the questions. Use the prepositions** ([,prɛpə'zɪʃ(ə)ns] — **прийменники**) **from the box.**

opposite, across, behind, to the left of, to the right of, next to, between

1. Where is the school?
2. Where is the concert hall?
3. Where is the bank?
4. Is the school opposite or behind the Chemist's?
5. Where is the garbage-can ([ˈgɑːbrɪʒkən] — смітник)?
6. Where is the green car?
7. Where is the grocery store?
8. Is there a church next to police-office?
9. Is the chemist's to the left or to the right of the bank?
10. Where is the police-office?



5. Complete the sentences with the appropriate words from the box.

school, chemist's, post-office, police-office,
church, grocery store, concert hall, bank

1. You can post your letters and parcels at a
2. You can buy food at a
3. You can go to ... to glorify God.
4. Teachers teach you different subjects at a
5. You can borrow money from a
6. You can buy medicine at a
7. You can see performances of different actors, singers, music bands in a
8. When you are in trouble you call a

6. Interview your partner. The questions given below can help you.

1. Do you like your street?
2. What can you see in your street?
3. Can you see many cars and buses there?
4. What must you do before you cross the street?
5. What must you do when the light is red?
6. What can you do when the light is green?

7. Listen, read and learn the rhymes.



Trams and cars in our town
Run up and down.
Stop! Look at the light!
First look to the left
And then to the right.

Stop! Look! Listen!
Before you cross the street.
Use your eyes, use your ears,
And then use your feet.

Traffic lights

Look to this side,
Look to that side.
The green says, «Go!»
Now go slow.
The red says, «Stop!»
Now do so.

8*. Answer the questions.

1. What kind of house do you live in?
2. How many storeys has your house got?
3. What floor is your flat (apartment) on?
4. Is there a balcony in your flat/house?
5. Is there a telephone in your flat/house? What's your telephone number?
6. How many rooms have you got in your flat/house? What are they?

9*. Read the instructions and draw “the house of your dream”.

- Draw a yard. There is a fence around it. The fence must be brown.
- Draw some green grass in the yard. There are also some beautiful bright flowers. They are of different colours.
- Then draw a two-storeyed cottage with a chimney. The chimney has to be grey. But the roof is red.
- There are three windows on the first floor (на другому поверсі). They must be yellow. And there are two windows on the ground floor (на першому поверсі). They are green.
- Then draw an orange door to your house.

Lesson 10

1. Listen and read the dialogue. Act it out in pairs.



Buggy: I heard that you moved into a new flat. Tell me about it.

Jane: Well, it's large and comfortable. It has all modern conveniences, you know — gas, electricity, central heating, hot and cold running water.

Buggy: Is there a telephone in your flat?


Jane: Oh, yes, there is.

Buggy: How many rooms are there in your flat?

Jane: There are three rooms in it: a living room, a bedroom, and a study ([ˈstʌdi] — робочий кабінет).

Buggy: What floor is your flat on?

Jane: It's on the third floor in a 9-storeyed building.



2. Read the words with their translations.

modern conveniences	[ˈmʊd(ə)n kənˈviːniənz]	сучасні (комунальні) зручності
electricity	[ˌɪlɛkˈtrɪsɪti]	електроенергія
gas	[gɑs]	газ
cold and hot running water		холодна і гаряча вода
central heating		центральне опалення
comfortable	[ˈsɛntɹ(ə)l ˈhi:tɪŋ]	зручний
to move into a flat	[ˈkʌmf(ə)təb(ə)l]	переїжджати у квартиру

3. Match column A with column B to have words or word-combinations. Then make up 5 sentences with the word-combinations.

Model: My country house is rather small, but it is very comfortable.

A	B
country	conveniences
central	building
mail	house
modern	scraper
multi	water
private	heating
sky	side
running	box
apartment	storeyed

4. Answer the questions given below.

1. Do you live in a flat or a private house?
2. What floor is your flat on?
3. How many storeys are there in the building you live in? Is there an elevator (lift) in it?
4. How many rooms are there in your flat/house?
5. Is there a balcony in your flat/house?
6. What modern conveniences has your flat/house got?
7. Is there a telephone in your flat/house? What's your telephone number?

5. Listen, read and learn the rhyme.



The Farmer

Sun is coming up — farmer's out the door,
 He is going to milk the cows, and start his daily chores.
 Sun is going down — horse is in the stable,
 All the fields are planted now, supper's on the table.

6. Look at the pictures and say what the people are doing. Use the words given below.

to feed the horse, to milk the cow, to repair the bicycle, to water the flowers, to work in the garden, to feed the dog



7*. Write in English.

1. Я живу у селі. 2. Наші родичі живуть у великому місті. Там є багато хмарочосів. 3. Вчора ми їздили провідати своїх дідуся і бабусю. Вони живуть у сільській місцевості. 4. Скільки поверхів у твоєму будинку? 5. Твій дядько має приватний котедж? 6. Що робить зараз твоя бабуся? — Вона працює у саду. 7. Якого кольору дах у твоєму будинку? — Він коричневий.

8. Listen and read the dialogue. Act it out in pairs.

Jane: Where is Mykhailyk?

Buggy: He went to the countryside.


Jane: Why did he go there?

Buggy: To visit his grandparents.

Jane: We also must go to the countryside.

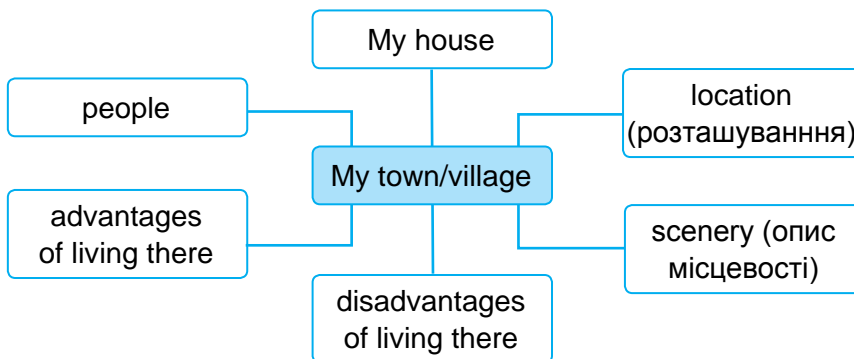
Buggy: Why?

Jane: To breathe ([bri:ð] — дихати) some fresh air.

**9*. Correct mistakes as it is given in the model.**

Model: People in the countryside live in skyscrapers. — People in the countryside don't live in skyscrapers. They live in private houses.

1. People in the countryside live in multistoreyed blocks of flats.
2. People in the suburb live in skyscrapers.
3. People in large cities usually live in private cottages.
4. People in towns live in skyscrapers.
5. People in villages live in apartment buildings.
6. People in villages usually rent an apartment.

10. Speak about the place you live in.

Lesson 11

1. Listen and read the dialogue. Act it out in pairs.



Estate agent ([ɛ'steɪt ˌeɪdʒ(ə)nt] — *агент з продажу нерухомості*): This is a nice apartment, Miss Brown. Here is the plan.

Miss Brown: Hmmm.

Estate agent: There is a living room. There is a kitchen, a bedroom, a bathroom, and there is a toilet.

Miss Brown: Is there a balcony in it?

Estate agent: No, there isn't.

Miss Brown: Is there a telephone?

Estate agent: No, there isn't a telephone. But it is a nice apartment, believe me.




2. Read the words and word combinations with their translations.

a bookcase	[ˈbʊkkeɪs]	книжкова шафа
a carpet	[ˈkɑ:pɪt]	килим
a chair	[tʃeɪ]	крісло
a cosy sofa		зручний диван
a lamp/chandelier	[læmp/ʃændəˈlɪr]	лампа, люстра
a TV-set	[ˈti:vɪset]	телевізор
a vase with flowers		ваза з квітами
a wardrobe	[ˈwɔ:rdreɪb]	шафа для одягу
a window-sill	[ˈwɪndəʊsɪl]	підвіконня
an armchair	[ˈɑ:mtʃeə(r)]	м'яке крісло
a flower-pot	[ˈflaʊəpɒt]	вазон
to have a rest		відпочивати



at the wall	біля стіни
behind	позаду
in front of the sofa	навпроти дивана
in the ceiling	на стелі
in the corner of the room	у кутку кімнати
in the middle of the room	посередині кімнати
near the window	біля вікна
to the left (right) of the sofa	зліва (справа) від дивана

3. Look at the picture of Jane's room, listen and read the text about it.

 Jane lives in a nice flat on the second floor in a new building. Her flat is large. It has got three rooms. Jane has got her room. It is large and light. There are two big windows in the room. A lot of flower-pots are on the window-sills.

There is a nice carpet on the floor. In the middle of the room there is a table. There is a vase with beautiful flowers on the table. Near the window there is a bookcase with many interesting books.

There is a bed at the wall. To the left of the bed there is a sofa. It is very cosy. Jane likes to have a rest there. In front of the sofa there are two armchairs. In the corner of the room there is a TV-set. Jane likes to watch TV when she does not study or go to school. To the right of the TV-set there is a wardrobe. There is also a desk near the wardrobe where Jane does her lessons. There is a nice chandelier in the ceiling.

Jane likes her room very much.





A (before consonants — приголосні) and **an** (before vowel sounds — голосні) are indefinite articles.

A and **an** are the indefinite articles. They refer to something **not specifically known** to the person you are communicating with.

*Example: I saw **an** elephant this morning.*

We use the definite article **the** in front of a noun when we believe the **hearer/reader knows** exactly what we are referring to.

*Example: I saw **an** elephant this morning. **The** elephant was really big!*

*She's got two children: **a** girl and **a** boy. **The** girl's eight and **the** boy's fourteen.*

4. Fill in the blanks with *a/an* or *the*.

1. This is ... ball. The ball is blue.
2. There is ... cosy sofa in my room. There are two nice pillows on ... sofa.
3. It is ... computer. ... computer is on the desk.
4. There is one big window in my room. There are many flower-pots on ... window-sill.
5. There is ... table with four chairs in ... middle of my room. ... vase with flowers is on ... table.

5. Read the rhyme and draw the room described in it.

There Is a Room in My House

There is a room in my house,
 It's a very fine room,
 It's a very fine room, indeed.
 There is a bed in the room,
 In the room in my house.
 It's a very fine bed, indeed.
 There is a lamp by the bed
 In the room in my house,
 It's a very fine lamp, indeed.
 There is a wardrobe by the lamp,
 By the bed in the room in my house.
 It's a very fine wardrobe, indeed.
 There is a table by the wardrobe,
 By the lamp, by the bed
 In the room in my house.
 It's a very fine table, indeed.

There is a chair by the table,
By the wardrobe, by the lamp,
By the bed in the room in my house.
It's a very fine chair, indeed.
There is a person on the chair,
By the table, by the wardrobe,
By the lamp, by the bed
In the room in my house.
It's a very fine person, indeed.
That person on the chair is me.

6. Look at the photo and answer the questions.

1. What room is there in the photo?
2. Where is the table?
3. Can you see a chandelier in the ceiling?
4. How many windows has the room got?
5. Are there any flowers in the room? Where are they?
6. Is there a carpet on the floor?
7. Can you see a TV-set there?
8. What else is there in the room? Where is it?



7. Get ready to retell the text in exercise 3.

Lesson 12

1. Listen and read the dialogue. Act it out in pairs.



Jane: Here we are. This is my house.

Buggy: Really? It's huge! ([hju:dz] — Він величезний). How many rooms are there?

Jane: Seven.

Buggy: Where is your bedroom?

Jane: It's on the first floor.

Buggy: And is there an attic ([ˈatɪk] — горище)?

Jane: Yes, it's very big and we use it as a study.

Buggy: Can I see your room?

Jane: Sure. Let's go inside.

2. Look at the pictures, read the questions and answer them.



How many apples are there in the basket?



How many trees are there in the street?



Is there a TV-set in the room? Where is it?



Are there two boys in the street?



How many flowers are there in the vase?



How many chairs are there in the room?

3. Agree or disagree with the sentences given below as in the model. Use the picture of Jane's room.

Model: There are three windows in Jane's room. — No, there aren't. It's not true ([tru:] — правильно). It's false ([fɔ:ls] — неправильно). There are two windows in it.

Jane's room is large and light. — Yes, it is. It's true.

1. There is a TV-set at the wall.
2. There are two armchairs in front of the sofa.
3. Jane's sofa is cosy.
4. Jane does not like to have a rest on her sofa.
5. There are many interesting books in Jane's bookcase.
6. To the left of the TV-set there is a wardrobe.
7. Jane lives in a flat on the fifth floor.
8. There is a nice carpet in the ceiling.
9. There is a table in the middle of the room.
10. Jane doesn't like her room.

4. Listen and read the telephone conversation, answer the questions and act it out in class.



A: Hello, who's speaking?

B: This is Watt.

A: I'm sorry. What's your name?

B: Yes. Watt's my name.

A: Is this a joke? What is your name?

B: John Watt.

A: John what?

B: Yes. Look, who's this? Are you Jones?

A: No, I am Knott.

B: Are you going to tell me your name?

A: I'm Knott!

B: Why not?


A: My name is Knott.

B: Not what?



1. Who is "A" in the dialogue? What is "B's" name?
2. Does Watt tell his name? Does Knott understand him?
3. Does Knott get angry? Does Watt get angry?
4. Does Knott tell his name? Why doesn't Watt understand?

5. Look at the picture. Listen and read the text. Pay attention to the words in bold type.



A Nice Family

In the picture you can see a house. It's a small house in the country-side. Seven people live there: two children, two men and three women.

There is a garden near their house. There are three geese and two oxen in the garden now. There is also a cat and a dog near the house. They are very friendly. But the cat doesn't like mice. There are three of them and they live in one of the rooms in the house. There are also five fish in the aquarium which is in one of the rooms in the house.



Singular (однина)	Plural (множина)
a cat	cats
a toy	toys
a family	families
a table	tables
a potato (картоплина)	potatoes
a tomato (помідор)	tomatoes
<i>but:</i> a photo	photos
a piano	pianos
shelf	shelves
knife (ніж)	knives
life	lives
<i>but:</i> roof	roofs
safe (сейф)	safes
chief (шеф)	chiefs

a man	men
a woman	women
a child	children
an ox (бик)	oxen
a goose (гуска)	geese
a foot (нога)	feet
a tooth (зуб)	teeth
a mouse (миша)	mice
a louse (блоха)	lice
a fish (риба)	fish
a deer (олень)	deer
a sheep (вівця)	sheep

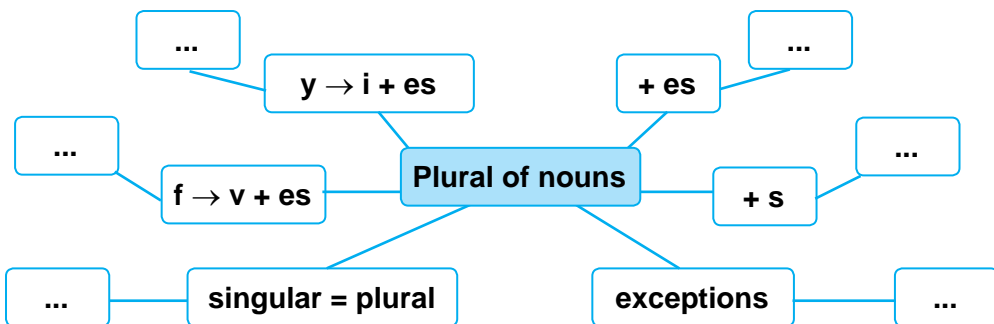
6. Make the following nouns singular.

Cities, horses, hours, fish, children, houses, eyes, feet, shelves, photos, plays, cakes, teeth, lice, chiefs, women, sheep, tables, candies, geese, deer, men, knives, tomatoes.

7. Write in English.

1. Моя кімната велика та світла. 2. Моя подруга живе у гарній квартири на третьому поверсі. 3. Я люблю дивитися телевизор, коли не вчуся у школі. 4. У моїй кімнаті є красивий килим на підлозі. 5. Чи є люстра на стелі у твоїй кімнаті? 6. Скільки вікон у твоїй класній кімнаті? 7. Чи є шафа зліва від телевизора у кімнаті Тома? 8. Скільки учнів у класній кімнаті?

8*. Copy the chart into your exercise-book and complete it with examples for the given rules.



Lesson 13

1. Listen and read the dialogue. Act it out in pairs.



Jane: Come in, Buggy. Welcome to my new house. What do you think of it?

Buggy: Well, I think, it's very nice. How many rooms are there in your house?

Jane: There are four rooms here: a living room, a nursery (*[ˈnɜːs(ə)rɪ]* — дитяча кімната) and two bedrooms.

Buggy: This is the best room to my mind (на мою думку). Its windows face (вікна виходять на) a beautiful garden.

Jane: Yes, that's my favourite room.



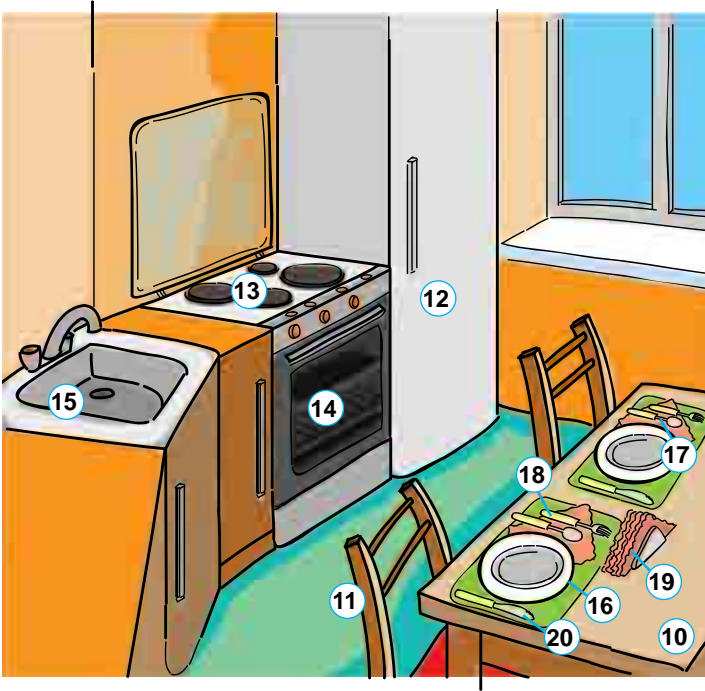
2. There are definitions of some things you can have in a flat. Guess the names of those things.

1. a piece of furniture (елемент меблів) you have your breakfast, lunch and dinner, or work at;
2. a piece of furniture you sleep on;
3. a piece of furniture you can sit on;
4. a thing you may put on the wall;
5. a thing you may put on the floor.

3. Look at the pictures and read the words.


- 1 — twin beds
- 2 — mirror
- 3 — wardrobe
- 4 — pillow
- 5 — sheet
- 6 — blanket
- 7 — alarm-clock
- 8 — bedside/night table
- 9 — carpet





- 10 — dining-room table
- 11 — chair
- 12 — fridge
- 13 — stove
- 14 — oven
- 15 — sink
- 16 — plate
- 17 — spoon
- 18 — fork
- 19 — napkin
- 20 — knife

- 21 — ceiling
- 22 — chandelier
- 23 — wall unit
- 24 — throw pillow
- 25 — fireplace
- 26 — sofa
- 27 — coffee table
- 28 — armchair



4. Choose the correct word from those given in brackets.

- We've got (a/an) cat and (a/an) dog. (The/a/an) cat's name is Felix.
- I have got (a/an) old computer and (a/an) new CD player. (The/a/an) CD player is from Germany.
- They've got (a/an) big house and (a/an) small garden. They are in (the/a/an) garden now.
- I've got (a/an) boring game and (a/an) interesting game. (The/a/an) boring game is called Powertime.
- We've got (the/a/an) computer and (the/a/an) video. (The/a/an) computer is new.

5. Write *a* or *an* before the words.

___ cup
___ apple
___ eye
___ union

___ uncle
___ university
___ hour
___ house

___ unusual story
___ European car
___ horse
___ egg

6. Use the pictures in exercise 3 and practise speaking as it is given in the model.

Model: A: Where is the fork?
B: It's in the kitchen.

Chandelier, napkin, throw pillow, oven, mirror, carpet, coffee table, bed-side table, fireplace, fridge, sofa, wardrobe, wall unit, sink, sheet, armchair, blanket, beds, spoon.

7*. Give the plural form of the following nouns.

Glass, photo, house, box, solo, city, custom-house, hero, fly, bed, clock, echo, bridge, bench, mouth, potato, goose, knife, cuckoo, roof, hotel-keeper, piano, wife, man, smile, muff, child, nose, hat, proof, ox, brush, cap, mouse, month, cargo, army, flower, key, thief, half, play, woman, pin, bee, family, prize, forget-me-not.

8*. Correct mistakes in the sentences.

1. There is the new school in our town. 2. There are a nice green trees in my street. 3. I have got two pets: the cat and the dog. A cat's name is Piff, a dog's name is Jack. 4. There is the room in a picture. There is the big table with a four chairs in a room. 5. The book I bought in Kyiv is very interesting.

9. Write down 7 sentences about your room.



Lesson 14

1. Listen and read the dialogue. Act it out in pairs.



Buggy: What a lovely neighbourhood ([ˈneɪbəhʊd] — оточення, середовище)!
You are so lucky.

Jane: What do you mean?

Buggy: It's so clean here, and the air is fresh. There are many trees and flowers, too. It's so quiet and relaxing.

Jane: Yes, it is. But it's a bit boring sometimes.

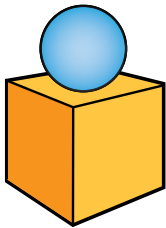
Buggy: Why is that?

Jane: Well, look around. There is no cinema, no restaurants ([ˈrest(ə)rɒnt] — ресторан). You are the lucky one. Your house is in the city centre.

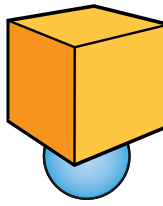
Buggy: Yes, there are busy ([ˈbɪzi] — шумний, людний, галасливий) cafes, huge buildings and many people.

Jane: Well, that's perfect for me. A city full of life.

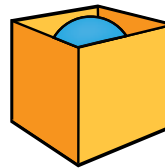
2. Look at the pictures. Then read the text and choose the correct prepositions.



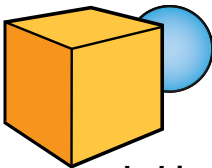
on



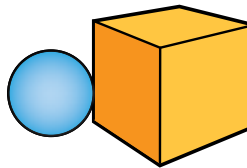
under



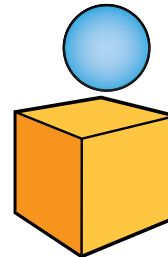
in



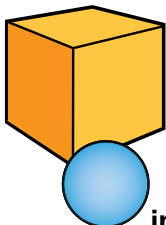
behind



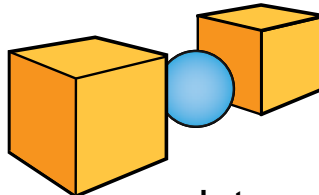
next to



above



in front of



between



There is a table in the room. There is a vase *in/on* the table with some flowers *in/on* it. There is a magazine *in/under/in front of* the vase. There is a ball *behind/under* the table. There is a chair *next to/under* the table. There is a plant *behind/in front of* the chair. There is a poster *on/in* the wall *next to/under/above* the table. There is a picture *above/under/in front of* the poster.


3. Look at the picture. Practise speaking as it is given in the model.

Model: A: Where is the table? — B: It's in the middle of the room.



4. Look at the picture and read the words.

- 1 — bathroom 3 — toilet 5 — soap 7 — toothpaste
 2 — bathtub 4 — sink 6 — towel 8 — toothbrush



5. Sort out the words into the given columns.

Bookcase, garage, swimming-pool, desk, dining-table, armchairs, fridge, toilet, chairs, stove, towel, pillow, bedside-table, soap, throw pillow, sheet, fireplace, mirror, garden, sink, spoon.

Living-room	Bedroom	Bathroom	Kitchen	Outside the house

6. Put the words into the correct column.

Singular	Plural	Singular and plural

Families, storey, mice, fish, men, tooth, ox, children, houses, sheep, feet, lice, woman, eyes, deer, ear, faces, fox, geese, shelves, roof.

7*. Find the odd word.

1. chimney, antenna, mailbox;
2. nursery, bathroom, second floor;
3. kitchen, garage, bedroom;
4. dining table, coffee table, blanket;
5. sofa, chair, armchair.

8. Listen and read the dialogue. Act it out in pairs.



Buggy: When did you move into your new flat, Jane?

Jane: We moved in last Saturday.

Buggy: So, how do you like it?

Jane: Oh, it's great! There is much room (багато місця) there, and it's quiet too.

Buggy: Yeah? What's the building like? Does it have a swimming-pool?

Jane: No, it doesn't. But there is a big yard for the children to play in. Why don't you come and see my new house?

Buggy: OK. I'd like to.

9*. Look at the picture and describe the room.



10. Get ready to speak about the place you live in (your flat or house).



REVISION

Lesson 15

1. Listen and read the dialogue. Act it out in pairs.



Jane: Excuse me. Are you Dan Brian?

Dan: Yes, I am.

Jane: Hi. I am your new neighbour ([ˈneɪbə] — сусід), Jane. Jane Brown.

Dan: Oh, hello, Jane. Nice to meet you.

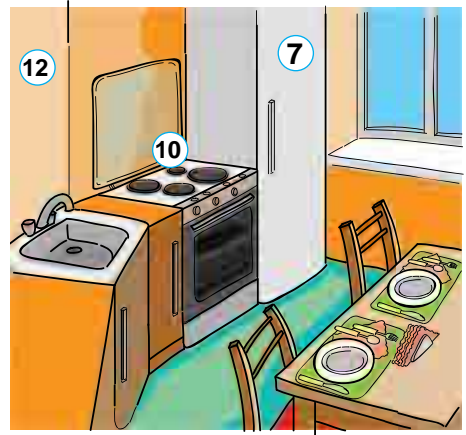
Jane: Nice to meet you, too.

2. Look at the pictures and make up the sentences as it is given in the model.

Model: 1. The cat is in the basket.



3. Match the numbers in the pictures with the words.



- a) bathroom ...
- b) kitchen ...
- c) sofa ...
- d) toilet ...
- e) living room ...
- f) fridge ...
- g) table ...

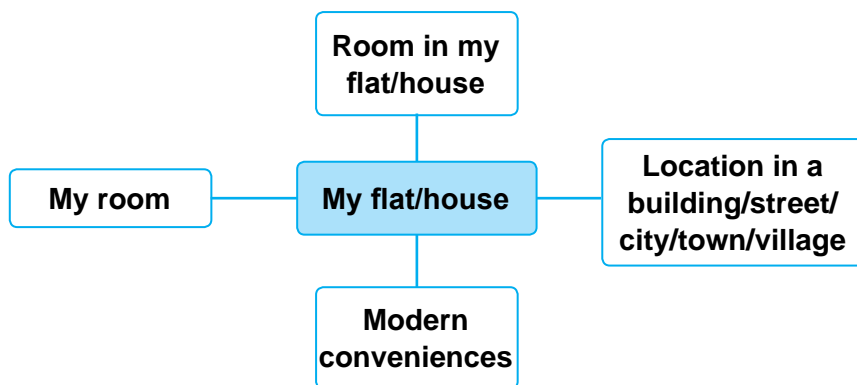
- h) bathtub ...
- i) stove ...
- j) carpet ...
- k) bed ...
- l) chandelier ...
- m) wardrobe ...
- n) towel ...

4. Complete the sentences with the correct word.

- The car is in the
a) chimney b) study c) garage
- You cook in the
a) bedroom b) kitchen c) dining room
- Your flat is on the sixth floor. You use the
a) lift b) window c) driveway
- You live on the second floor. The flat on the ground floor is the
a) upstairs flat b) downstairs flat c) lobby
- The chimney is on the
a) roof b) garage c) second floor.

5. Complete the text with *a, an* or *the*.

I've got ... English CD and ... English video. ... CD is boring, but ... video is interesting. In my bedroom, I've got ... computer and ... CD player. ... computer is big and ... CD player is small.

6. Get ready to speak about your flat/house.**7*. Ask your friend about his/her room. Then speak about friend's room.****8*. Find as many words as you can in the letterchain below. Make up 5 sentences with the words you have found.**

tfafridgelampphobathroombedaicarpetoiletalekssofatucstoved

9. Write 5–7 sentences to describe your room.

Lesson 16

1. Listen and read the dialogue. Act it out in pairs.

Tom: Hi, Buggy.

Buggy: Hi, Tom.

Tom: Buggy, let's play basketball with my friends.

Buggy: I don't like to play basketball.

Tom: But why?

Buggy: Because the ball is very heavy and you must jump very high to throw it into the basket.

Tom: What game do you like to play?

Buggy: I like to play football. Let's play football.

Tom: With pleasure (із задоволенням). Let's go to the sports ground.

2. Read the joke, translate it into Ukrainian. Pay attention to the words in bold type. Say which verbs are regular and which verbs are irregular. Use the chart of irregular verbs (page 232).

One day an English sportsman **came** to London. He **stopped** at a hotel. From the hotel he **went** to a post-office. He **gave** a telegramme to his wife. In that telegramme he **wrote** the address of his hotel.

The man **left** the post-office and **went** for a walk. In the evening he **wanted** to go back to his hotel. But he **forgot** the address of his hotel. What could he do?

The man **went** back to the post-office and **gave** another telegramme to his wife. He **asked** his wife to write the address of his hotel in London.

Past Simple: Regular Verbs

Affirmative	Negative
I walked	I didn't walk. You didn't walk, etc.
You walked	
He walked	Interrogative
She walked	
It walked	Did I walk? Did you walk?, etc.
We walked	
You walked	
They walked	

Short answers

Did I/you/we, etc. walk ... ? $\left\{ \begin{array}{l} \text{Yes, I/you/we, etc. did.} \\ \text{No, I/you/we, etc. didn't.} \end{array} \right.$

Form

- We form the affirmative of most regular verbs by adding **-ed** to the verb.
I return — I returned
- Some verbs have irregular affirmative forms:
I go — I went

We use **the Past Simple** for:

- actions which happened or finished at a definite or stated time in the past.
*We **left** the house at 7:30 p.m.*
- actions which happened repeatedly in the past but do not happen any more. In this case, we can use adverbs of frequency (always, often, usually, etc).
*He often **watched** football matches with his brother when he **was** a teenager (but he doesn't any more).*
- actions which happened immediately one after the other in the past.
*First, he **opened** the window. Then, he **looked** down the street and **saw** a strange black car.*

Time Expressions we use with the Past Simple:

yesterday, last night/week/year/Monday, etc., a month/two years/three years, etc. ago, in 1960, etc.
*Princess Diana **died** in 1997.*

3. Read the tongue-twisters ([tʌŋ-'twɪstə] — скрпмомбкк) as quickly as you can and learn them.

- Luke's duck likes lakes. Luke Luck licks lakes. Luke's duck licks lakes. Duck takes licks in lakes Luke Luck likes. Luke Luck takes licks in lakes duck likes.
- There those thousand thinkers were thinking how did the other three thieves go through.

4. Listen and read the text. Answer the questions after it.



Football — an International Game

Football is the most widely played team game in the world and the most popular spectator sport. The game began in England in the middle of the 19th century. The first football clubs appeared in 1855 and the football association started to function in 1863 in London.



Football spread ([sprɛd] — поширювався) internationally and won popularity in central Europe. Spain, Germany, Italy, and France, and other European countries took it up early

in the 20th century, established ([ɪ'stæblɪʃt] — заснувати) clubs and began to field teams that competed in international plays. In 1971 women competed for the first time in the women's World Cup match in Mexico City.

One nation that resisted ([rɪ'zɪstɪd] — протистояти, опиратися) football's spread for a long time was the USA. Only in the 1970s the interest in football developed in the US. Great popularity of the Brazilian star player Pele helped much in this.

Two teams of 11 players play the game of football on a pitch ([pɪtʃ] — футбольне поле). At either end of the field there is a goal post. A goal-keeper guards it. The main task for the players in a game is to force the ball into the small goal area. The winning team is the one which scores ([skɔ:] — забивати) the highest number of goals.

1. Where and when did football begin?
2. Is the European football popular in the USA?
3. When did women first play in a football world cup match?
4. What is the time for a football game?
5. How many players participate in a game?
6. How many goal posts are there on a football pitch?
7. Who defends a goal post?

5. Read the sentences and correct the mistakes.

1. I go to school by bus last Monday.
2. We stay at home yesterday.
3. She didn't saw her friend yesterday.
4. He wake up at 10 on Friday morning.
5. My friends have a party last week.
6. I buy a present for my father last Thursday.

6. Listen and read the rhyme. Learn it by heart.



I like to skip, I like to jump,
I like to run about.

I like to play, I like to sing,
I like to laugh and shout.

I can skip and I can run,
I can play games in the sun.

I can hear and I can see,
Lucky me! Oh, lucky me!

7. Listen to the dialogue and complete the table after it. Then act out the dialogue with your partner.



Buggy: Do you like sports?



Jane: Oh, yes, I do.

Buggy: What sports do you like?

Jane: I like to watch swimming, skating, and tennis, and I like to play volleyball, and I also do running and skiing. What about you, Buggy?

Buggy: Well, I like football. I watch it and play it. I also like to watch boxing and rowing ([ˈrəʊɪŋ] — гребля). But I hate swimming and basketball.

Jane: Well, I don't like boxing. It's a dangerous ([ˈdɛŋ(d)ʒ(ə)rəs] — небезпечний) sport. And I hate hockey.

	plays/does	likes to watch	doesn't like/ hates
Jane 			
Buggy 			



Lesson 17

1. Listen and read the dialogues. Act them out in pairs. Make up one similar dialogue.

**Dialogue 1**

Buggy: Did you have a good time yesterday?

Jane: Yes. I enjoyed the party very much. Everyone was so excited.

Buggy: What did you do at the party?

Jane: Well, it began at four o'clock but I came later. We danced and played different games.

Buggy: Did Jack play his violin?

Jane: Yes, he did. It was wonderful. Then his cousin from France called.

Dialogue 2.

Buggy: Would you like to dance?

Jane: Oh, yes.

Buggy: What school do you go to?

Jane: I go to school number 25.

Buggy: Do you like your school?

Jane: Yes, it's a great place for me. And what about you? Do you like your school?

Buggy: Well, not as much as you do, but I like it.

Buggy (two minutes later): Well, thank you very much for the dance.

Jane: The pleasure was mine (мається на увазі: мені теж було приємно потанцювати).

Dialogue 3.

A: How about going to the cinema tonight?

B: I'd love to.

A: Where can we meet?

B: How about the central square?

A: All right. What time?

B: Is four o'clock OK?

A: Yes, that's fine.

2. Say what games you like (don't like) to play and why. There is a model to help you.

Model: I like to play tennis because it is a fast game. I don't like to play chess because it is not interesting. Yesterday I played tennis. I didn't play chess yesterday.

3. Say what games your friend likes (doesn't like) to play and why. There is a model to help you.

Model: My friend likes to play chess because it is a funny game. But he doesn't like to play basketball because the ball is very heavy. Yesterday he didn't play basketball, but he played chess.

4. Answer the questions given below.

1. How old are you?
2. How old were you last year?
3. Do you usually have a party on your birthday?
4. Whom do you usually invite to your birthday party?
5. Do you like to get presents?
6. What presents did you get for your last birthday?
7. Do you like to give presents?
8. When did you go to your friend's birthday party?
9. What present did you give your friend?
10. What did you do at your friend's birthday party?
11. Was your friend happy with his presents?

5. Read the tongue-twisters and learn them.

- A big black bug bit a big black dog on his big black nose!
- Elizabeth's birthday is on the third Thursday of this month.

6. Choose the correct sentence.

1. a) We not go to school at weekends.
b) We don't go to school at weekends.
2. a) I do not have lunch at school.
b) I am not have lunch at school.
3. a) You no read the newspaper in the morning.
b) You do not read the newspaper in the morning.
4. a) They not went to the village on Friday.
b) They did not go to the village on Friday.

7*. Read the following sentences a) in the negative; b) in the interrogative.

Model: Linda went home early.
— Did Linda go home early?
— Linda didn't go home early.

1. Tom hurt his foot while playing football.
2. She lost her way in the strange city.
3. They flew to California.
4. My husband chose that hotel.
5. She lost her wallet.
6. The police caught the thief.
7. He hid the letter.
8. She thought about it last week.
9. They found my watch.
10. We set out early enough.
11. My sister slept till ten.
12. Mr. Thompson fell off the ladder and broke his arm.



Lesson 18

1. Put the dialogue in the correct order. Act it out in pairs.

- Jane:* What was on TV last night?
- Buggy:* "Fun Festival".
- Jane:* Was it good?
- Buggy:* Don't worry. It will be on again on Friday.
- Jane:* Was there a football match on?
- Buggy:* Yes, it was very interesting. And after that programme there was an American film, but it wasn't very interesting.
- Jane:* What was it called (як він називався)?
- Buggy:* No, but there was a great tennis match.
- Jane:* Oh, I wanted to watch it!
- Buggy:* There was a programme about the life in Africa.

2. Here are four players from the English Football Premiership. Match the pictures of the players with their descriptions.



David Beckham

I am from London. I've got a red shirt, white shorts and black and red socks. I play for Manchester United.



Michael Owen

I am from Chester in England. I've got a red shirt, red shorts and red socks. I play for Liverpool.



Mario Melchiot

I am from Amsterdam, Holland. I've got a blue shirt, blue shorts and white socks. I play for Chelsea.



Thierry Henry

I am from Paris, France. I've got a red and white shirt, white shorts and white socks. I play for Arsenal.

3. Read the information about the British football teams, and write the correct points total for each team and then write the name of the team in the correct place in the table.

Manchester United: won three games ($3 \cdot 3 = 9$) and played one game in a draw ([drɔ:] — в нічию) — $1 \cdot 1 = 1$. So $9 + 1 = 10$.

Arsenal: won three games and lost one game.

Chelsea: won two games and lost two games.

Liverpool: played four games in a draw.

№	Football club	win	lose	draw	Total points
1.	Manchester United	3	–	1	10
2.		–	–	4	
3.		3	1	–	
4.		2	2	–	

Win = three points

Draw = one point

Lose = no points

- 4. Speak about the rules in a football game.**
- 5. Get ready to retell the text about football (exercise 4, lesson 16).**
- 6. Read the words with their translations.**

a competition	[kɒmpɪ'tɪʃ(ə)n]	змагання
to hold (held, held)	[həʊld]	проводити (змагання)
a championship	['tʃæmpɪənʃɪp]	чемпіонат
to take place		відбуватися, мати місце
to revive	[rɪ'vʌɪv]	відроджувати(ся)
a champion	['tʃæmpɪən]	чемпіон
a contest	['kɒntest]	змагання (як правило між двома спортсменами чи двома командами)
a contestant	[kən'test(ə)nt]	суперник на спортивних змаганнях
to defeat	[dɪ'fi:t]	перемагати, побороти
a tournament	['tuənəmə(ə)nt]	турнір

7. Listen and read the text. Say whether the statements after it are true or false.



Kinds of Competitions

Competitions may be of individual, team or individual-team kind. An individual competition is held to decide a champion. The competition of this kind has a name of a championship. From time to time national, European, world, international, indoor, open championships take place. The greatest championships in sports are called the Olympic Games. They take place every four years with representatives from more than 120 nations.

Summer Olympic Games revived in Greece in 1896, Winter Olympic Games originated in 1924. Competitions in the Summer Games normally include archery, basketball, boxing, canoeing, cycling, equestrian ([ɪ'kwɛstriən] — кінний спорт) sports, fencing, field hockey (хокей на траві), gymnastics, judo, modern pentathlon (сучасне п'ятиборство), rowing, sailing, shooting (стрільба з пневматичної зброї), soccer, swimming, diving (стрибки у воду), team handball, track-and-field (легка атлетика), volleyball, water polo, weight-lifting, wrestling. Competitions in the Winter Games include biathlon (біатлон), bobsleigh, speed skating, cross-country skiing (лижні гонки по пересічній місцевості), ski jumping, downhill slalom (гірськолижний слалом), figure-skating, ice-hockey.

Champion is the winner of the first place or the first prize in competition. He defeats the other contestants in his division in a contest or tournament (відбірковий турнір).

Tournament is a series of games or contests that make up a single unit of competition. The most common tournament is the single elimination tournament.

World Cup takes place every four years in such sports as wrestling, gymnastics, athletics, fencing and others.

1. Water polo is in the Winter Olympic games.
2. Summer Olympic Games originated in Greece in 1924.
3. Sportsmen play in Winter Olympic Games every four years.
4. Biathlon is a winter sport.
5. Tournament is an international competition. It takes place every four years.
6. A championship means the same as a tournament.
7. Canoeing is a summer sport.
8. The winner of the first place in competition is called contestant.

8*. Find in the text in exercise 7 equivalents for the following word combinations.

Відкритий чемпіонат; чемпіонат світу; чемпіонат на кубок світу; чемпіонат країни; Олімпійські ігри; відроджені у Греції; Олімпійські ігри; засновані у 1924 році; відбірковий турнір; турнір; переможець (чемпіон); гірськолижний слалом; легка атлетика; піднімання штанги.



Lesson 19

1. Listen and read the dialogue. Act it out with your partner and then make up a similar one.



George: Are you interested in football?

Phillip: Well, yes.

George: I am. Wonderful game, football. By the way I like all sports and games.

Phillip: Oh, yes?

George: Yes. Football, cricket, swimming. Can you swim?

Phillip: I am not a good swimmer but I go swimming sometimes. Tennis. That's a good game.

















George: Yes?

Phillip: Yes. I am very interested in tennis. I never miss Wimbledon, you know. I watch it every year.

2. Look at the pictures and compose one story on the picture you like most of all, telling what happened or is happening to the sportsmen in the pictures.



3. Look at the pictures and read the words.

	archery ['ɑ:tʃəri]		figure-skating ['fɪgə'skeɪtɪŋ]
	fencing ['fɛnsɪŋ]		gymnastics [dʒɪm'nastɪks]
	cycling ['saɪklɪŋ]		ski-jumping [ski: dʒʌmp]
	boxing ['bɒksɪŋ]		skiing ['ski:ɪŋ]
	horse-racing [hɔ:s-'reɪsɪŋ]		skating ['skeɪtɪŋ]
	power-lifting/weight-lifting ['paʊə'lɪftɪŋ/'weɪtlɪftɪŋ]		tennis ['tɛnɪs]
	wrestling ['rɛslɪŋ]		table tennis ['teɪb(ə)'tɛnɪs]
	shot-putting ['shotputɪŋ]		chess/draughts [tʃɛs/drɑ:fts]

4. Suggest the words for the following definitions. Use exercise 7 (lesson 18).

1. the winner of the first place or first prize in competition; 2. a series of games or contests that make up a single unit of competition; 3. an individual competition held to determine a champion; 4. the greatest championship organized every four years with representatives from many nations; 5. a quadrennial competition organized by international federations; 6. the competition open to the clubs which have won the national cup in the preceding season; 7. a major team championship open to the European national associations.

5. Listen and read the text. Complete the chart given after it.



Kinds of Sports and Competitions

Variety of sports. One can imagine the different kinds of sports people play in the world as tastes of the people are also different. Some of the sport-lovers are fond of archery, fencing or cycling, while others still like boxing, swimming or horse-races.

If you are strong enough you may indulge in wrestling or power lifting, or even shot putting, but if you are quite quick-witted you may be good at chess or draughts. You should be very attentive if you want to compete in tennis, especially table-tennis. Of course you should practise a lot if you chose gymnastics or figure-skating as your favourite kind of sport. And besides, you should combine your artistic talent together with your physical strength. Those who are crazy about winter sports may consider skiing, ski-jumping or skating. There is also a great variety of indoor team games. Basketball, hockey, volleyball and especially football (or as Americans say — soccer) are very popular.

Summer sports	Winter sports	Water sports	Outdoor games	Team sports	Individual sports

6. Look at the words in the chart. Choose those which are the names of sports.

athlete	basket	complete	basketball	boxer	game
boxing	swimming	goal	play	athletics	racket
referee	skiing	serve	pool	score	gymnastics
football	player	fight	ring	race	match
slope	court	field	boots	lane	send off

7*. Practise the dialogues as in the model. Provide the dialogue with your own information.

Model: — Did you sleep well last night?

— No, I didn't. I slept awfully last night. I had a nightmare.

wake up early this morning

take the bus to school

eat breakfast this morning

bring your books to class

ride your bicycle to school

give your friend a present

lose your grammar book

hear about the earthquake

say something

catch a cold last week

do your homework last night

find your grammar book

feel terrible

read the newspaper this morning

see a doctor

think about me yesterday



Lesson 20

1. Listen and read the dialogue. Act it out with your partner and then make up a similar one.



Steve: Do you like sports?

Bob: Of course, I do. I like football most of all.

Jack: And I like tennis. What about you, Linda?

Linda: I like gymnastics and figure-skating.

Jane: These are my favourite sports, too.

Jack: That's because you are girls.

2. Guess what kind of sport it is.

№1. It is a team game. Both men and women can play it. The players have a ball. They play the ball with their hands. There are six players in every team.

№2: It is the most popular game in England and in Ukraine. It was first played in England. Both men and women can play it now. The players have a ball. The game lasts for 90 minutes. It has 2 halves. The players kick the ball and run after it. There is a referee on the field. He blows a whistle from time to time. The players try to score a goal.

№3: It is one of the most popular games in the world. It was first played in Canada. It is a team game. It is a winter game. Only men and boys can play it. Many people like to watch this game on TV. The players don't run on the field. They skate. They have sticks in their hands.

№4: It is a very beautiful kind of sports being performed on the ice. It gives the sportsmen strength, rhythm and grace. The sportsmen do some exercises of dance to the music. The sportsmen have beautiful costumes on.

№5: This game is played everywhere in Ukraine: at schools, universities and sport clubs. It was first played in the USA. The team has 5 players. They bounce the ball on the floor (or ground) up and down with one hand. They try to throw the ball into the basket.

3. Put the verbs in brackets into the correct tense form.

1. A: How ... (be) the party last night?

B: Great. We ... (have) a fantastic time, thanks.

2. A: Tony ... (call) while you were out.

B: Oh. ... (you/take) a message?

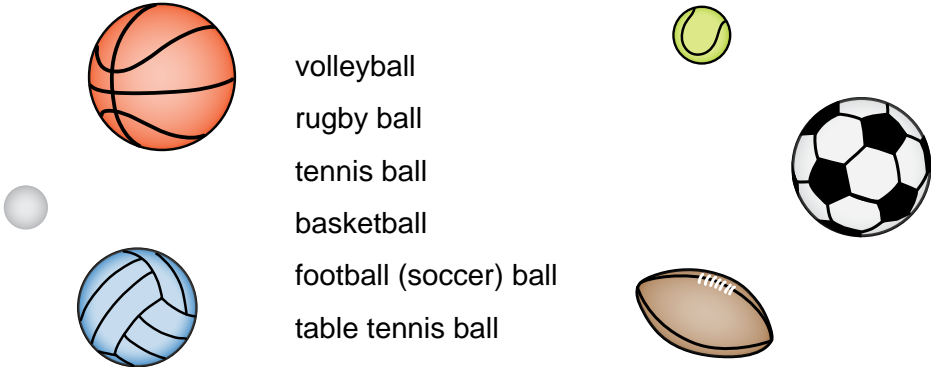
3. A: Rob ... (travel) all over Europe last year.

B: ... (he/have) a good time?

4. Unscramble the words and make up sentences with each word.

Tocpmeinito, eattnocsnt, mahpconi, shpohmaipcn, eetfda, armtotnue, n, snteocs

5. Match the pictures and the words.



6*. Listen and read the texts. Then answer the questions after them.



Let's Dance

Ballet ([ˈbælɪ] — балет). Ballet began in Italy and France during the Renaissance ([rɪˈneɪs(ə)ns] — епоха Відродження у світовій культурі). It is still a very popular art form in Western culture.



Folk ([fəʊk] — народний) **dance**. Folk dance is usually traditional and the members of a nation perform it, for example, the Ukrainian Hopak or Polka. Folk dances are usually group dances.



Ballroom ([ˈbɔːlru:m] — бальний) **dances**. Ballroom dancing was a formal dance in a large room. It became popular in Europe and North America. Central European folk dances, such as the waltz ([wɔːl(t)s] — вальс) and polka, changed and became the most popular examples of ballroom dances. Before the First World War, new ballroom dances came to Europe from American Continents, for example, Foxtrot, Rumba, Cha-Cha. The Argentine Tango became internationally popular by Carlos Gardel and his songs and films. At present there are two types of ballroom dances: Standard (waltz, tango, quickstep, foxtrot and Vienna waltz) and Latino-American (cha-cha, samba, rumba, jive and pasodoble).



Popular/Modern dance. Popular (social or modern) dances often came from folk dances. They are easy and couples dance them. But they are usually popular for only a short time. Until the 18th century, social dances took place only in palaces or homes of rich people. In the late 18th century they became more popular and spread among ordinary people.



1. What is the main difference between folk and popular dances?
2. What are the two ballroom dances that came from folk dancing?
3. What dances came to Europe from South America?
4. Where did ballet originate from?
5. What dances people usually dance in groups?
6. How many ballroom dances do you know? Name them.

7. Complete the following questionnaire and then tell your partner about your dancing experience.

Would You Like to Dance?

1. Do you like dancing?
 - a) yes, I love it
 - b) it's OK
 - c) not really
2. How often do you go dancing?
 - a) every week
 - b) only at parties
3. Who do you dance with?
 - a) my boyfriend/girlfriend
 - b) my friends
4. Where do you go dancing?
 - a) discotheques
 - b) friends' houses
 - c) other (say where)
5. What kind of music do you like dancing to?
 - a) very well
 - b) quite well
 - c) not very well
6. How well can you dance?
7. What dances can you do?
8. What dance(s) would you like to learn?

8. Match column A with column B to make up words and word combinations. Then make up sentences with each word-combination.

A	B
ball	dance
rock	known
art	18 th century
well	room
folk	music
late	form

