

Тетяна Будна

АНГЛІЙСЬКА МОВА

ENGLISH

Підручник для 3 класу
закладів загальної середньої освіти
(з аудіосупроводом)

Рекомендовано Міністерством освіти і науки України



ТЕРНОПІЛЬ
НАВЧАЛЬНА КНИГА — БОГДАН
2020

УДК 811.111(075.2)
Б 90

Рекомендовано Міністерством освіти і науки України
(наказ Міністерства освіти і науки України від 21.02.2020 р. № 271)

ВИДАНО ЗА РАХУНОК ДЕРЖАВНИХ КОШТІВ. ПРОДАЖ ЗАБОРОНЕНО

Аудіосупровід до підручника розміщений
в електронній бібліотеці за адресою:
<https://lib.imzo.gov.ua>

Будна Т. Б.

Б 90 Англійська мова. English : підручник для 3 кл. закладів
загальн. серед. освіти (з аудіосупроводом) / Т. Б. Будна. —
Тернопіль : Навчальна книга – Богдан. — 2020. — 112 с. : іл.
ISBN 978-966-10-6008-0

Підручник за своїм змістом відповідає Державному стандарту
початкової освіти та типовим освітнім програмам.
Для учнів 3 класу.

*Охороняється законом про авторське право.
Жодна частина цього видання не може бути відтворена
в будь-якому вигляді без дозволу видавництва.*

ISBN 978-966-10-6008-0

© Будна Т.Б., 2020
© Навчальна книга – Богдан, виключна ліцензія
на видання, оригінал-макет, 2020

Умовні позначення:



– **Listen.** Слухай.



– **Write.** Напиши.



– **Sing.** Співай.



– **Make.** Виготуй.



– **Game.** Гра.



– **Workbook.** Робочий зошит.
Multimedia app.
Мультимедійний додаток.

CONTENTS

Vocabulary	Speech Structures	Grammar	Skills
UNIT 1 Welcome Back pp. 6-15			
Greetings Names Countries Nationalities Things	I am... He/She/It is... We/You/They are... What's this? It's a... What are they? They're... The cat's name... The dogs' names... How old is...? Where ... from?	the verb 'to be' 's for pos-session	Listening: identifying the people, things, objects; distinguishing the words; listening for specific information; a conversation and a song Reading: words; short stories Speaking: greeting and introducing; naming the things; asking and answering about name, age, country and pets Writing: an email letter to a new friend
UNIT 2 Family Ties pp. 16-25			
Family members Appearance Parts of the body Numbers 1-100 Age Jobs	Who is this? This is Emily's... He's Emily's brother. What does he/she look like? He's tall. He/She's got... How old is he/she? He's/She's...	the verb 'to have' 'a/an' with jobs	Listening: understanding specific information; identifying true and false statements; a conversation and a song Reading: a story, identifying the details Speaking: asking and answering about name, age, appearance of family members Writing: a postcard describing a family
UNIT 3 School pp. 26-35			
Subjects School things Days of the week Telling the time Adjectives Prepositions Action verbs in the lessons Classroom rules	I've got maths on... It's half past... He usually reads... Does she ... ? Yes, she does. No, she doesn't. I like... I don't like... Do you like ... ?	Present Simple for facts basic prepositions of time	Listening: identifying the correct phrase; choosing the correct statement Reading: words and descriptive texts Speaking: telling about school; asking and answering about likes and dislikes in the lessons Writing: a letter about school and favourite lessons; a classroom rules list

UNIT 4 My Day pp. 36-47

Daily routine Telling the time Action words Commands Christmas and New Year's Day words	What time do you get up? At a quarter past... It's ten o'clock. What are you doing? I'm reading. He/She's playing. They/We/You're drinking.	Present Continuous for the time of speaking	Listening: identifying the correct order; listening for specific information; a conversation and a song Reading: an informative text; short stories Speaking: asking and answering about everyday things; telling about the actions you are doing at the moment; describing Christmas and New Year's Day celebrations Writing: a letter about daily routines
----------------------------------------------------------------------------------------------------------------------------------------	---------------------------------------------------------------------------------------------------------------------------------------------------------------	------------------------------------------------	---------------------------------------------------------------------------------------------------------------------------------------------------------------------------------------------------------------------------------------------------------------------------------------------------------------------------------------------------------------------------------------------------

UNIT 5 My House pp. 48-57

Rooms Things in the house and in the flat Furniture Prepositions	This is a house. These are women. There is a ... in the flat. There are some ... in the house. There isn't/aren't any...	'there is(n't)/are(n't)' prepositions of place irregular plurals	Listening: identifying the place; listening for the specific information; a conversation, a rhyme and a song Reading: words; phrases; short descriptive texts Speaking: asking and answering about houses or flats; speaking about favourite room Writing: a description
-------------------------------------------------------------------------------------------------------	--------------------------------------------------------------------------------------------------------------------------------------	------------------------------------------------------------------------	---------------------------------------------------------------------------------------------------------------------------------------------------------------------------------------------------------------------------------------------------------------------------------------------------------------

UNIT 6 In the Kitchen pp. 58-67

Kitchen utensils Food Drinks Cooking instructions Orders	I can lay the table. Take the spoon. Don't touch the machine.	'some' and 'any' in questions and negative statements	Listening: identifying the pictures; a conversation and songs Reading: words; a recipe; a story Speaking: describing the process of cooking; asking and answering about the quantity of things and food stuff; speaking about healthy and unhealthy food; giving commands Writing: writing a recipe
---------------------------------------------------------------------------------------------------------	---------------------------------------------------------------------	-------------------------------------------------------	------------------------------------------------------------------------------------------------------------------------------------------------------------------------------------------------------------------------------------------------------------------------------------------------------------------------------------------

UNIT 7 Nature and Animals pp. 68-77			
Wild and domestic animals Pets Continents Parts of the body Animal sounds Verbs	A lion has got a mane. Its mane is bushy and brown. A lion can roar. A cat says "Meow".	regular and irregular plurals 'can' for ability personal pronouns	Listening: listening for specific information; identifying the words; a conversation, a rhyme and songs Reading: words, riddles; a narrative text Speaking: describing the appearance of animals and birds; talking about pets; interviewing classmates and reporting what they can or can't do Writing: describing an animal or a bird
UNIT 8 Seasons, Weather, Clothes pp. 78-87			
Months Seasons Weather words Nature Clothes Exclamations Adjectives	It's so warm. When can I wear ... ? In...	Prepositions of time Present Simple for states 'was/were' with complements	Listening: distinguishing the sequence of actions; identifying the correct word; a conversation and a song Reading: words, riddles; a descriptive text Speaking: talking about the weather; asking and answering about seasons, months and clothes; interviewing classmates and reporting about their weather preferences Writing: a short description of the seasons; completing texts with necessary words
UNIT 9 Hobbies and Fun pp. 88-97			
Hobbies Entertainment In the amusement park Opinion adjectives		Past Simple for finished time some regular and irregular verbs expressing likes and dislikes	Listening: identifying the pictures; listening for specific information; a conversation and songs Reading: a letter completing it with the given verbs in the past Speaking: expressing likes and dislikes; making and responding to suggestions; talking about hobbies and things you did yesterday Writing: a diary page
A Fairy Tale pp. 98-103			
Picture Dictionary pp. 104-111			



1. Listen and repeat.



Ukraine — Ukrainian



Poland — Polish



chocolate bar



Germany — German



Italy — Italian



cheese



2. Listen and read.

1



Hello!

Hello, Andy.
Welcome back.

2

This is for you, Candy.
It's from Poland.

What's this?

It's a piece of
cheese. It's Polish.Thank you,
Andy!

3



What are they?

They're chocolate
bars from Germany.
They're German.

4



What's that?

It's a message from
Antony. He's from Italy.
He's Italian.

3. Talk with a friend.

What's this? — It's a flower.
What are they? — They're flowers.



Lesson 2

Welcome Back



1. Listen and repeat. Look and say.

— Where's he from?
— He's from France. He's French.



Britain / British



France / French



Turkey / Turkish



Greece / Greek

2. Grammar Focus.



I am	I am not	Am I?	I'm, I'm not
he / she / it is	he / she / it is not	Is he / she / it?	he's, he isn't
we / you / they are	we / you / they are not	Are we / you / they?	you're, you aren't

3. Read and fill in *am*, *is*, *are*.

I ____ Marek.

I ____ from Poland.

I ____ Polish.

Penelope and I ____ friends.

Penelope ____ not from Poland.

She ____ from Greece.

She ____ Greek.

We ____ good friends.

4. Ask and answer.

— Is he British?
— No, he isn't.
He's French.



Is she Turkish?
No, _____.
She's _____.




Are they Italian?
No, _____.
They're _____.





1. Listen and repeat.



Rome



Kyiv



Paris



Berlin



2. Listen and read.



- How old is Antony?
- He's nine years old.
- Where's he from?
- He's from Rome, Italy.
- What's this?
- It's his cat Bacio.
- What are those?
- His dogs Rocco and Alba.
- They're cute!

3. Grammar Focus.



The **cat's name** is Bacio.

The **dogs' names** are Rocco and Alba.

4. Read again and answer.

1. How old is Antony?
2. Where's he from?

3. What's the cat's name?
4. What are the dogs' names?

5. Ask and answer.

1



- How old is she?
- She's **ten** years old.
- Where is she from?
- She's from **Kyiv**, **Ukraine**.

2

London,
England

15




3

Berlin,
Germany

20

18



Lesson 4

Welcome Back

1. Look, read and say.



Daniel

parrot / Apollo
kittens / Stella and Lucy

This is Daniel's parrot.
The parrot's name is Apollo.
These are his kittens.
The kittens' names are Stella
and Lucy.



Olivia

hamster / Apple
puppies / Benito and Prince

2. Read. Mark the sentences true (T) or false (F).

1. The parrot's name is Apple. ☐
2. The hamster's name is Stella. ☐
3. Benito and Prince are puppies. ☐
4. Stella is a cat. ☐



3. Read and say.

Tim, 14	Emma, 18	Lucien, 13	Ahu, 12
Leeds / England	Krakow / Poland	Paris / France	Ankara / Turkey
dog / Muffin	cat / Leo	3 fish / Flash / Comet / Bubbles	2 rabbits / Snowball / Bunny

1. Tim is fourteen. He's from Leeds, England. His dog's name is Muffin.



4. Speak about you. Write.

I'm _____. I'm from _____. My _____.



Listening



1. Listen. Tick (✓) the correct word.

☐ Hans
☐ Claus

☐ twelve
☐ eleven

☐ Berlin
☐ Drezden

☐ cat
☐ dog

☐ big
☐ small

☐ brown
☐ black


2. Listen again, read and choose.

To: ben@gmail.com

Subject: Hans

Insert: Attachment Photos Videos

Tahoma 10 B I U

Hi!

My name's *Hans / Claus*. I'm *twelve / eleven* years old and I'm from *Berlin / Drezden*, Germany.

This is my *cat / dog* Ulf. It's *big / small* and *brown / black*.

What about you?

Your pen friend,
Hans



3. Read again. Answer the questions.

1. Where is the boy from?
2. How old is he?
3. What's his pet's name?
4. What colour is it?

4. Speak about Hans.



Lesson 6

Welcome Back

Reading




1. Listen and repeat.



a **quick** mouse



a **funny** guinea pig



a **slow** turtle



2. Listen and read.

Hi! This is my pen friend from Poland. His name is Alex.


He is eleven years old. This is Alex's guinea pig, Alice. It's funny.



Hello! I'm Erik. I'm 14 years old and I'm from Greece. My pet's name is Leonardo. It is a turtle. It's very slow.



Hi! These are Paola and Anna. Now they are in Paris but they are not from France. Paola is from Italy and Anna is from Ukraine. They've got a pet mouse. It's very quick!



3. Read again. Tick (✓) the answer.

	Who is this?	Alex	Erik	Paola	Anna
1	He's from Greece.				
2	She's from Ukraine.				
3	He's from Poland.				
4	She's in Paris now.				
5	He's got a turtle.				
6	His pet's name is Alice.				

4. Choose a friend or a group to ask and answer the questions.

- Where is Alex from?
- How old is Erik?
- Whose pet is Leonardo?
- Where is Paola from?



Welcome Back

Writing

Lesson 7

Write an email message to a new friend.

Start like this:

New message

To _____

Subject _____

Hi _____!

My name's _____. I'm _____ years old
and I'm from _____, _____.

This is my _____ and these are my _____.
They're cute!

Please, write about you.

Your pen friend,

Send

Speaking

Ask and answer about you.



1. What's your name?
2. How old are you?
3. Where are you from?
4. What is your favourite colour?
5. What's your dog's / cat's name?
6. What colour is it?

Let's Play

Play a guessing game.

 Vlad 9	 Zoriana 10	 Kostas 11	 Amelia 9	 Sophia 11	 Lucien 10
 Ukraine					
 Buddy	 Fluffy	 Nemo	 Coco	 Oliver	 Swiftly

1. Ask and answer.

- Are you from Ukraine?
- No, I'm not.
- Are you from France?
- Yes, I am.
- Are you nine?
- No, I'm ten.
- You're Lucien!
- Well done!

2. Describe. Guess who it is.

- This is a boy. He's 9. His pet is Buddy.
- Is this Vlad?
- Yes, it is.
- Super!

3. Talk with a friend.

Ask and answer.

1. Where's Zoriana from?
2. How old is she?
3. What's her pet?
4. What's the pet's name?



1. Listen and sing.



Where are you from?
Where are you from?
Where are you from?
Where are you from?

Italy? Poland?
France? Spain?
Britain? Canada?
China? Ukraine?

Where are you from?
Where are you from?
Where are you from?
Where are you from?

They are from Poland.
He is from Spain.
She is from China.
We are from Ukraine!

2. Look and sing again.

Germany
Greece
Italy
Turkey



Lesson 10

Welcome Back

Project



1. Make a poster "Welcome Back".



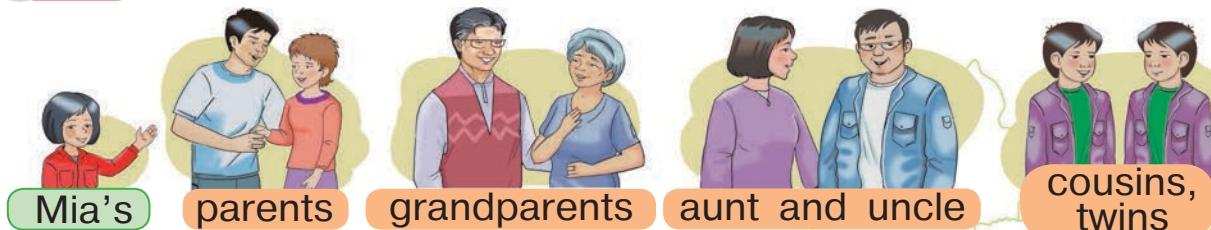
2. Show and say.

I'm Nataalka.
I'm from Ukraine.
I'm eight.
Taras is my friend.
We are friends.





1. Listen and repeat.



2. Listen, point and circle.

1. They are Mia's *parents* / *grandparents*.
2. They are Mia's *grandparents* / *cousins*.
3. They are Mia's *brothers* / *cousins*.
4. This is Mia's *aunt* / *uncle*.
5. This is Mia's *aunt* / *uncle*.
6. They are *twins* / *grandparents*.

CHINA

Honkong



3. Listen and read.

1

With pleasure.
Come on, Buddy.

This is our first
day in Kyiv. Let's
go for a walk.

2

Oh, hi! Nice to
meet you, Mia.

We're Vlad and
Zoriana and this
is our dog Buddy.

Nice to meet
you, too.

3

Where are you
from, Mia?

I'm from China, but
I live in Kyiv now.

4

Oh, really? Welcome
to Ukraine!



4. Listen again. Mark the sentences true (T) or false (F).

1. Vlad and Zoriana are in China. ☐
2. Mia is from Ukraine. ☐
3. Vlad, Zoriana and Mia have got pet dogs... ☐
4. Mia's dog is Bun. ☐



Lesson 2



1. Listen and repeat.

husband

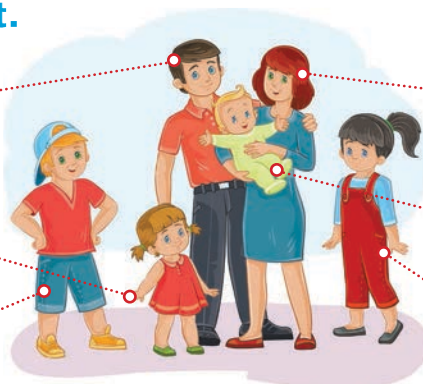
wife

daughter

son

nephew

niece



2. Look, say and fill in.

Tom is Emily's husband.


Emily is Tom's _____.

Alice is Tom and Emily's _____.

Ben is their _____.

Sally is Ben's _____.

Nick is Ben's _____.




3. Look again, read and choose.

1. John is Alice's *husband* / *uncle* / *brother*.
2. Emily is Tom's *wife* / *aunt* / *sister*.
3. Nick is Sally's *brother* / *nephew* / *son*.
4. Sally is John's *niece* / *daughter* / *mother*.
5. Tom and Emily are Ben's *parents* / *grandparents* / *cousins*.
6. Alice is Ben's *sister* / *niece* / *daughter*.



4. Look, say and write.



Who is this? — This is Zoriana's sister Polina.

Who are they? — They are Zoriana's grandparents Nina and Volodymyr.





1. Listen and repeat.

tall

slim

straight hair



short

plump

wavy hair



2. Look, listen and repeat.

What does Mia look like?
She's short and slim.
She's got curly hair and
dark eyes.

What does Han look like?
He's tall and slim.
He's got wavy hair and
grey eyes.

3. Grammar Focus.

I/you have got	I/you have not got	Have I/you got ?
he/she/it has got	he/she/it has not got	Has he/she/it got ?
we/you/they have got	we/you/they have not got	Have we/you/they got ?
I've got He's got	I haven't got He hasn't got	



4. Look, say and write.

- What does Zoriana's uncle look like?
— He's tall and slim. He's got red hair and green eyes.
- What does _____?
— She's _____. She's got _____.
- What does _____?



uncle

niece

cousin

5. Say how your family members look like.

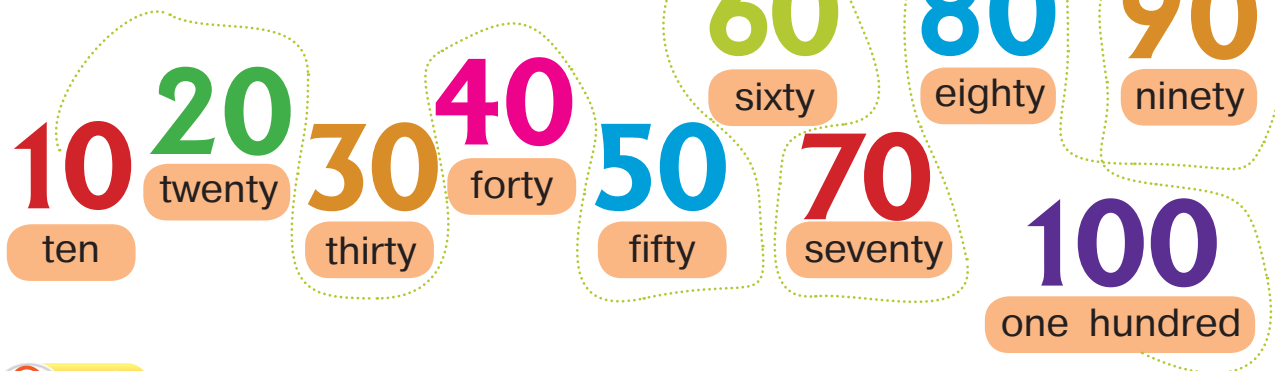
My cousin Billy is He's got ... and



Lesson 4

Family Ties

1. Listen and repeat.




2. Listen and write the names.



3. Talk with a friend.

- It's my grandma's birthday today.
- Really? How old is she?
- She's eighty-two.



nephew/19



niece/26



grandma/82



grandpa/93

4. Speak about your family and friends.

My mum is ... years old. She is pretty. She is She's got
My friend Mike is ... years old. He's He's got




1. Listen and repeat. Match.



①



②



③




④




⑤




a



b



c



d



e

2. Listen and repeat. Ask and answer.

1. Alice / doctor / hospital
— What's her job?
— She's a doctor. She works in a hospital.

2. John / manager / bank
3. Ben / waiter / café
4. Sally and Nick / students
5. Tom and Emily / farmers

3. Listen, then read and fill in.

— Hi, Jill, have you got a big _____?
— No, _____ one brother, a mum and a dad.
— What does your _____ look like?
— He's tall and slim. He's got dark hair and brown _____.
— What about your mum?
— She's very pretty. She's got blond wavy _____ and blue eyes. And my _____ looks like me. He's short and plump and he wears glasses.

4. Read again. Mark the sentences true (T) or false (F). Talk with a friend.


1. Jill's family is big. ☐
2. They are a family of five. ☐
3. Jill's mother has got blond wavy hair. ☐
4. Jill wears glasses. ☐

Lesson 6

Family Ties

Reading

1. Look, read and choose.

To
Subject
<p>Hi!</p> <p>My name's Tim. I <i>am/is</i> 14 and I am from Leeds, England. I am tall and slim and I <i>have got/has got</i> fair hair and grey eyes. I have got two cousins: Emily and Sarah. They <i>have/are</i> 27. They are twins. Emily is short and plump. She <i>is/has got</i> long red curly hair and green eyes. Sarah <i>are/is</i> short and slim. She has got short dark straight hair and blue eyes. Sarah <i>wear/wears</i> glasses.</p> <p>Emily is a vet and Sarah is a hairdresser. They live and work in London.</p> <p>Have you got any cousins?</p> <p>Love,</p> <p>Tim</p>
<div>Send</div> 

2. Read again. Tick (✓) the answer.

	Who is this?	Tim	Emily	Sarah
1	He / She is short and plump.			
2	He / She is tall and slim.			
3	He / She's got green eyes.			
4	He / She's got red curly hair.			
5	He / She wears glasses.			
6	He / She is fourteen.			

3. Choose a friend or a group to ask and answer the questions.

- Where's Tim from?
- How old are Emily and Sarah?
- What does Sarah look like?
- Is Emily a hairdresser?

4. Talk with a friend. Speak about your cousins.



Send a postcard to your pen friend. Describe you and your family.

Start like this:

Hi _____!

My name's _____ and I'm from _____,
_____. I'm _____ years old.

This is a photo of me and my family. I'm
_____ and _____. I've got _____ hair
and _____ eyes. I'm wearing a _____
and _____.

Guess where I am in the picture.

Please, send me your photos.

With love,



Speaking

1. Describe your family photo.
2. Tell your friends about your parents, grandparents, aunts, uncles, cousins, nephews and nieces.

Say:







- what their names are;
- how old they are;
- what they do.



Lesson 8

Family Ties

Let's Play

					
49 Jemma	43 Fred	35 Lucy	27 Bill	43 Jane	56 Simon
doctor	farmer	manager	doctor	farmer	manager

1. Ask and answer.

- Is this a man or a woman?
- It's a woman.
- What does she look like?
- She's short and plump. She's got long wavy hair.
- How old is she?
- She is thirty-five.
- What does she do?
- She's a manager.
- Is this Lucy?
- Yes, it is. Well done!

2. Describe. Guess who it is.

- This is a man. He's short and slim. He's got dark curly hair. He's twenty-seven years old. He's a doctor.
- Is this Bill?
- Yes, it is! Well done!

3. Talk with a friend. Ask and answer.

1. What does Jemma look like?
2. How old is she?
3. What does she do?





1. Listen and sing.

What Does Your Mother Do?

What does your mother do?
What does your mother do?
She's a manager.
She works in a bank.

What does your father do?
What does your father do?
He's a doctor.
He works in a hospital.

What does your aunt do?
What does your aunt do?
She's a waiter.
She works in a café.

What does your uncle do?
What does your uncle do?
He's a farmer.
He works on a farm.



2. Look and sing again.

students / college
football player / football club
photographer / parties



Lesson 10

Family Ties

Project



1. Make a family tree booklet.



2. Show and say.

This is my mum Anna.
She's tall and slim.
She's thirty-two.
My mum likes music.
She plays the drums.
I love my mum.

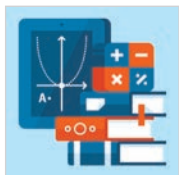





1. Listen, point and repeat.



English



maths



Ukrainian



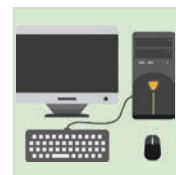
music



PE



art



IT



2. Listen and read.

1

What lessons have you got on Mondays?



We've got PE, English and maths.

2


When have you got art?



On Wednesdays.

3


Oh, yes.



Don't forget your art kit.

4

It's time to take the bus.



Have a nice day.

Thank you, granny.



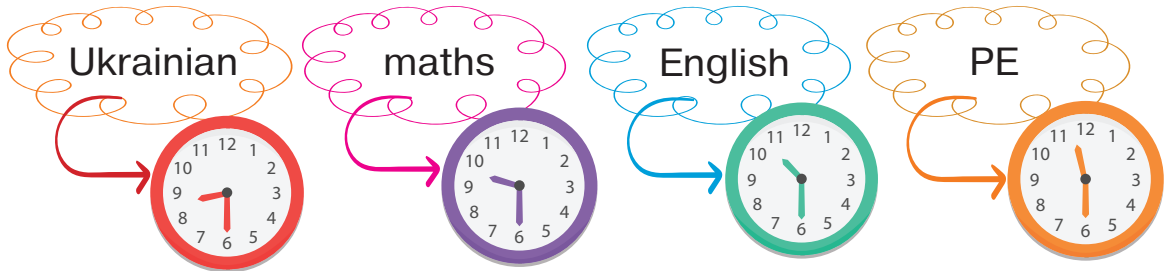
3. Look, write and say.

English	PE	maths	Ukrainian	IT
book	PE kit	ruler	pen	workbook

1. — We've got English today.
— Don't forget your English book.



1. Listen and repeat. Look and say.



It's **half past** eight. — It's time for our Ukrainian lesson.

2. Listen, then read and choose.


- It's half past *eight* / *nine*.
- It's time for our *maths* / *art* lesson.
- I don't like maths. It's difficult.
- What about *PE* / *English*?
- Oh, I like English! It's interesting.



3. Grammar Focus.

I / you get up	I / you don't get up	Do I / you get up ?
He / she / it gets up	He / she / it doesn't get up	Does he / she / it get up ?
We / you / they get up	We / you / they don't get up	Do we / you / they get up ?
like — likes walk — walks	catch — catches wash — washes	go — goes fly — flies do — does have — has

4. Look, write and say.



- When do you get up on Mondays?
- I usually get up at 6:30 in the morning.




1. Listen, point and repeat.




write



read



sing songs

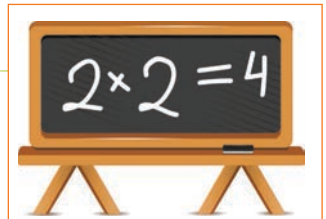


learn new words



2. Listen and read. Make up the dialogues.

1. dictionary / always / learn new words
— Have you got a dictionary? We always learn new words in this lesson.
— Yes, I like English. We often play games with Miss Brown.



do sums

2. workbook / usually / write
3. book / always / read
4. calculator / usually / do sums

3. Grammar Focus.



always	We always read and write in the lessons.
usually	The teacher usually shows funny pictures.
often	My friend often talks in the lessons.
seldom	He seldom forgets his PE kit.
never	I am never late for school.

4. Ask and answer.

1. What do you usually do in the maths lesson?
2. Do you always sing songs in the music lesson?
3. Do you usually read in the Ukrainian lesson?

5. Speak about your lessons at school. Talk with a friend. Say what you usually do in the lessons.

I usually ... in the ... lessons.



1. Listen and repeat.



draw



paint



colour



cut out

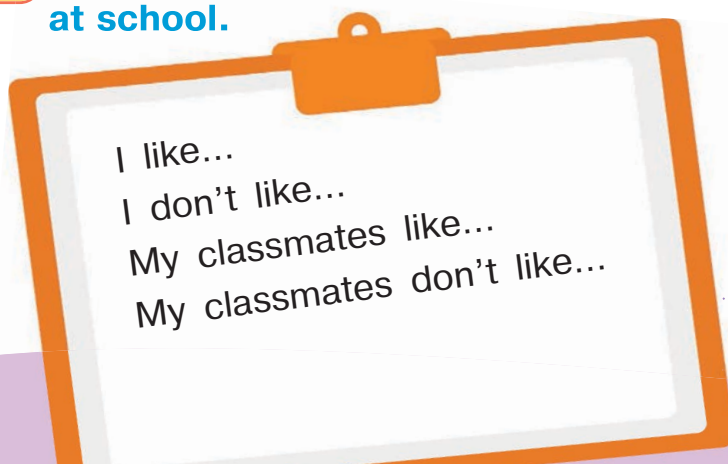
2. Ask, answer and write.

		Pete	Kate
1. paint	Do you like to paint?	☺ Yes, I do.	☹ No, I don't.
2. draw	Do you like to draw?	☺	☹
3. count	Do you like to count?	☹	☺
4. run	Do you like to run?	☹	☹
5. write	Do you like to	☺	☹
6. read	Do you like to	☹	☺
7. do sums	Do you like	☺	☹
8. colour	Do you like	☹	☺
9. sing songs	Do you	☺	☹
10. play games	Do you	☹	☺
11. cut out	Do	☺	☹
12. do exercises	Do	☹	☺

3. Ask and answer. Write.

1. What does Pete like and doesn't like to do at school?
2. What does Kate like and doesn't like to do at school?

4. Write what you and your classmates like and don't like to do at school.



School Listening

Lesson 5



1. Listen and repeat.



raise your hand

help your
classmates

be nice

come to school
in time

scream

listen to the
teacher

be late



2. Listen, read and choose.

Classroom Rules

1. Always / Never scream.
2. Always / Never be nice.
3. Always / Never be late for classes.
4. Always / Never come to school in time.
5. Always / Never listen to the teacher.
6. Always / Never raise your hand to ask and answer.
7. Always / Never help your classmates.



3. Write a list of the school rules you follow. Discuss.



Reading



1. Listen and repeat.



play ball games



watch cartoons



surf the net



help carry books



2. Listen and read.



Ken

I like school. I always paint pictures in the art lesson. I play new ball games in the PE lesson. I watch cartoons in the English lesson.

I like music and computers. I seldom sing songs in the music lesson. I always surf the net in the IT lesson.



Lola



Helen

I don't like art and PE. I never run in the PE lesson. I like Ukrainian and English. I always help my teacher carry books.

We always listen to the teacher. We never talk with classmates in the lessons. We usually have a good day at school.



Paul and Mike

3. Tick (✓) or cross (×).

Who...	Ken	Lola	Helen	Paul and Mike
doesn't like art and PE?				
never runs in the PE lesson?				
likes music and computers?				
watches cartoons in the English lesson?				
never talks with classmates?				

4. Choose a friend or a group to ask and answer the questions.

1. What does Ken usually do in the art lesson?
2. Does Lola always sing songs in the music lesson?
3. Do Paul and Mike usually have a good day at school?



Write a letter to the pen friend about your school and favourite lessons at school.

New message
— □ ×

To

Subject

Dear _____,

I like school. I follow the school rules and always come to school in time.

School starts at _____ in the morning. I usually have _____ lessons, but on Mondays I have _____ lessons.

My favourite lesson is _____. We usually _____ and _____ in these lessons.

I never forget my _____. Miss _____ is my _____ teacher. She is very nice.

What is your favourite lesson at school?

Write me soon.

Love,

Send

Speaking


Point, ask and answer.

Monday	Tuesday	Wednesday	Thursday	Friday
English	maths	Ukrainian	art	PE
maths	Ukrainian	PE	IT	English
art	music	English	Ukrainian	maths

What lessons have you got on Mondays? — We've got English, maths and art.

When have you got PE? — We've got PE on Wednesdays and Fridays.

Let's Play

Monday	9.00	10.00	11.00	13.00	14.00
Kate	IT	art	PE	English	maths
					
Billy	English	maths	PE	art	IT
					

1. Ask and answer.

- When does Kate have English?
- At one o'clock in the afternoon.
- What does Kate use in her English lesson?
- Her dictionary.

2. Describe. Guess what lesson it is.

The pupils work on the computers in this lesson.
 The pupils surf the net.
 The pupils write email letters.
 What lesson is it?

3. Talk with a friend. Ask and answer.

1. What is your favourite lesson?
2. When do you have it?
3. What do you use in this lesson?

1. Listen and sing.

I Can Follow the Rules

I can follow the rules.
Follow the rules.
Follow the rules.
And I have a good day
When I follow the rules at school.



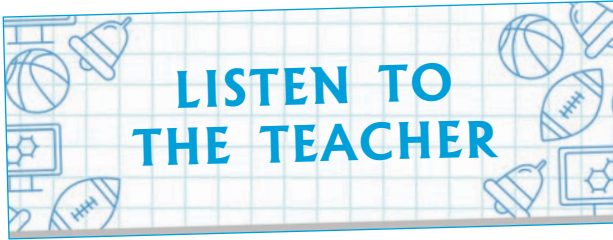
**FOLLOW
THE RULES**

I can come to school in time.
Come to school in time.
Come to school in time.
And I have a good day
When I follow the rules at school.



**COME TO
SCHOOL IN TIME**

I can listen to the teacher.
Listen to the teacher.
Listen to the teacher.
And I have a good day
When I follow the rules at school.



**LISTEN TO
THE TEACHER**

I can help my classmates.
Help my classmates.
Help my classmates.
And I have a good day
When I follow the rules at school.



**HELP YOUR
CLASSMATES**

2. Look and sing again.



RAISE YOUR HAND



BE NICE



**BE A GOOD
FRIEND**



Project



1. Make an ideal school timetable.



2. Show and say.

I go to school five days a week.
I have four lessons every day.
On Monday I have ...
On Tuesday ...
I love school.





1. Listen and repeat.



wake up



It's a quarter past six.



It's a quarter to seven.




2. Listen and read.

1

Good morning, dear.
It's time to wake up.

2



What's the time?

It's a quarter past six.

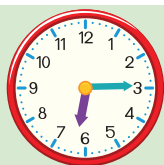
3

Oh, no, I'm sleepy.
Just five more minutes.

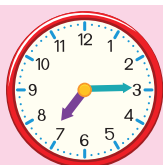
4

Hurry up, or you'll be late.
Breakfast is ready.

3. Point, ask and answer.



wake up



have breakfast



go to school

- What time do you wake up?
- At a quarter past six.

4. Talk with a friend.

- What time do you get up?
- At a quarter past seven. And you?
- I get up at seven o'clock.



Lesson 2

My Day

1. Look and say.



a

wake up



b

take a shower



c

brush my teeth



d

comb my hair



e

get dressed



f

make my bed



g

have breakfast



h

go to school

a) It's a quarter past six. She is waking up.

2. Grammar Focus.



I **am** reading.
He / she / it
is reading.
We / you / they
are reading.

I'm **not** reading.
He / she / it
isn't reading.
We / you / they
aren't reading.

Am I reading?
Is he / she / it
reading?
Are we / you / they
reading?



3. Look, write and say.



— What are you doing?
— I'm combing my hair.






1. Listen and repeat. Look and say.



come back
home



wash the dishes



do my homework



eat a snack



2. Listen, then tick (✓) or cross (✗). Read and practise.

Music lesson



English lesson



— Are you having
a music lesson now?

— No, I'm not. I'm
having English.

1



2



3



3. Grammar Focus.



walk — walking
brush — brushing
help — helping

sit — sitting
run — running
get — getting

come — coming
have — having
take — taking



4. Look at the pictures (exercise 2) and say. Write.

Picture 1. She isn't having a music lesson now. She's
having English.





1. Listen and repeat.



play with friends



go swimming



have dinner



visit grandma

2. Read. Tick (✓) or cross (×).

1. What is Sam doing?

He's playing with his friends..... ☐

He's going swimming..... ☐

2. What is Pam doing?

She's visiting her grandma..... ☐

She's having dinner..... ☐

3. What are Dan and Paulina doing?

They're waking up..... ☐

They're going to school..... ☐



3. Read and number the pictures.

What are they doing?

1. Zoriana is writing.

2. Mia is eating a snack.

3. Candy is drawing.

4. Andy is doing his homework.



4. Play a miming game.



Are you taking a shower? — No, I'm not.
Are you combing your hair? — No, I'm not.
What are you doing? — I'm brushing my teeth.





1. Listen and read.



cook



buy a present




do the washing




play the piano



visit their granny



write an email



clean the room



take a bath



2. Listen, then read and fill in.

It's Saturday morning. Susan doesn't go to school on Saturdays. It's 9 o'clock. Susan is helping her mum. They are (1) _____. It's 10 o'clock. Susan is (2) _____ and her mum is (3) _____. It's 12 o'clock in the afternoon. Susan is (4) _____ to her friend Jenny. Her brother Ken is (5) _____. It's 3 o'clock in the afternoon. She is in the shop with her mum. They are (6) _____ a present for granny. It's 5 o'clock. They are (7) _____. It's 10 o'clock in the evening. The girl is (8) _____ before going to bed.

3. Read again. Mark the sentences true (T) or false (F).

1. Susan is at home today. ☐
2. In the morning she takes a bath. ☐
3. Susan's brother likes to play the piano. ☐
4. The girl visits her granny in the afternoon. ☐
5. In the evening she watches cartoons. ☐



Reading



1. Listen and repeat.



ranch



look after the animals



rodeo



2. Listen and read.

Levi is a cowboy. He lives in Texas, the USA. He gets up when the sun is coming up. He eats big breakfast. He gets dressed. He puts on his cowboy jacket, jeans and boots, gloves and a hat. Levi has a lot of work during* the day and even** at night. He looks after the animals.

It is seven o'clock in the evening now. The cowboy is at home with the family. He is eating good food and watching a rodeo on TV.



3. Read again. Correct the wrong sentences.

1. Levi is a farmer.
2. Levi has small breakfast.
3. Levi looks after his brother.
4. Levi is watching a cartoon on TV now.
5. Levi is spending the evening with friends today.



4. Look at the picture of exercise 2, say or write.

- What is Levi wearing?
- Levi is wearing a...



5. Write the answers. Discuss in groups or in pairs.

1. Who is Levi? Where is he from?
2. When does Levi get up?
3. What does Levi do on the ranch?
4. What does Levi do in the evenings?

* during — упродовж

** even — навіть



Write a letter to your friend about your day.

Start like this:

Hi _____,

I like to get up early. I take a _____
and get _____. Then I make my
_____ and have _____. After
breakfast I catch the _____ and go
to _____.

In the afternoon I come _____,
have _____, help my _____ and
do my _____.

In the evening I usually play with
_____, read _____ and write
_____.

I always go to _____ early.

Write me about your day.

Best wishes,

Speaking

Ask and answer.

1. have a music lesson / Mondays and Tuesdays
— Do you have a music lesson every day?
— No, I don't have music on Mondays and Tuesdays.
2. come back home at 3 o'clock / Tuesdays and Fridays
3. help mum / Saturdays and Sundays
4. eat a snack at 4 o'clock / Mondays and Wednesdays



Let's Play

			
	<input type="checkbox"/> go home <input type="checkbox"/> have lunch <input type="checkbox"/> have breakfast <input type="checkbox"/> have dinner <input type="checkbox"/> take a shower <input checked="" type="checkbox"/> 1. wake up		<input type="checkbox"/> brush teeth <input type="checkbox"/> watch TV <input type="checkbox"/> go to bed <input type="checkbox"/> go to school <input type="checkbox"/> do homework <input type="checkbox"/> play football
			
			

1. Arrange in order.

2. Number the pictures.

3. Talk with a friend. Ask and answer.

— It's 7 o'clock. What is she doing now?

— She is waking up.





1. Listen and sing.

What Are You Doing?

What are you doing, Andy?
 I'm waking up.
 I'm waking up.
 And what about you?
 What are you doing, Candy?

I'm brushing my teeth.
 I'm brushing my teeth.
 And what about you?
 What are you doing, Andy?

I'm eating a snack.
 I'm eating a snack.
 And what about you?
 What are you doing, Candy?

I'm helping my mum.
 I'm helping my mum.
 And what about you?
 What are you doing, Andy?



2. Look and sing again.



Project

1. Make a picture diary "My Day".



2. Show and say.

I wake up at seven o'clock.
Then I brush my teeth and get dressed.
I have breakfast at half past seven.
I pack my bag at a quarter to eight.
At eight o'clock I go to school.





1. Listen and read.



My favourite day is December, 31. It is New Year's Day. We usually stay at home on this day. My dad, my sister and I decorate our New Year's Tree. We always decorate our house, too! We eat special food. We wear funny clothes. I like to give presents to my family.

Zoriana



My favourite day is December, 25. It is Christmas. My family and my aunt usually go to see our grandparents on this day. We have a barbeque in the garden. We play funny games. I like to get presents at Christmas.

Pete

2. Read again and tick (✓) the answer.

Who usually ... ?	Zoriana	Pete
celebrates Christmas		
celebrates New Year's Day		
goes to see grandparents		
stays at home		
wears funny clothes		
plays funny games		
gives presents		
gets presents		

3. Say how you celebrate Christmas and New Year's Day.



1. Look and say.

What are they doing now?



A



B

2. Read and choose A or B.

1. The family is in the room. A / B
2. They're decorating the New Year's Tree. A / B
3. They're eating Christmas cookies. A / B
4. They're celebrating New Year's Day. A / B
5. They're giving presents. A / B
6. The children are getting presents. A / B
7. They're wearing special clothes. A / B

3. Speak about New Year's Day in Ukraine.

4. Say how people celebrate Christmas in England.

5. Answer the questions.

1. What's your favourite day?
2. When is it?
3. Where do you go?
4. What do you do?
5. Do you eat special food?
6. Do you wear special clothes?
7. Do you give or do you get presents?

1. Listen and repeat.




house



flat





painting



inside

2. Listen and read.



3. Listen again. Mark the sentences true (T) or false (F). Talk with a friend.

1. The children are in the house. ☐
2. They see many books in the house..... ☐
3. They like one painting..... ☐
4. They can see a family in the painting. ☐
5. This is the man's crown. ☐






1. Listen and repeat. Look and say.




kitchen



hall



bedroom



study

There're four pictures in the bedroom.

2. Grammar Focus.

There is a chair in the room.
there is = there's

There are three chairs in the room.
there are = there're



sitting room

3. Read and fill in *is* or *are*.




1. There _____ a hall in my flat.
2. There _____ shelves for shoes and bats.
3. There _____ flowers that bloom.
4. There _____ three cats in this room.
5. There _____ a study in the house.
6. There _____ a place for my little toy mouse.

4. Read exercise 3 again. Learn the rhyme. Tell about your flat.



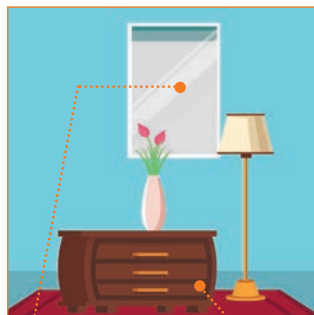


1. Listen and repeat.



carpet

sofa



mirror

drawers



wardrobe

2. Grammar Focus.



Is there a carpet on the floor? —
Yes, there **is**. / No, there **isn't**.

Are there any windows in the room? —
Yes, there **are**. / No, there **aren't**.

There **isn't** a study in the house.

There **aren't** any studies in the house.



3. Listen and fill in the missing words.

- This is my _____. It's big and light.
- Is there a _____ in your room?
- Yes, there is. It's oval and _____.
- Are there any _____ in your room?
- Yes, there are. There are two chairs and a _____.




4. Play a guessing game "What's in the Drawers?".

Is there a book in the drawers? — Yes, there is.

Are there any pencils in the drawers? — No, there aren't.



1. Listen and repeat. Look and say.



- Are there any windows in the house?
- Yes, there are. There are three windows in the house.

2. Grammar Focus.



a woman — women | a man — men | a child — children

3. Look, read and tick (✓).



- ☐ a man — two men
- ☐ a woman — three women
- ☐ a child — four children



4. Look and say. Write.

- 1) There isn't a table in the room.
- 2) There aren't any beds in the room.




beds
table
mirror
wardrobe
pictures
carpet





1. Listen and choose the correct picture.



2. Listen again, agree (+) or disagree (-).

1. Four people live in the cottages. ☐
2. A new cottage is very small. ☐
3. There's a garden in the flat. ☐
4. Susan likes her sitting room. ☐
5. Jack's family lives in the big house. ... ☐

3. Speak about children and their houses.




Reading



1. Listen and read.

Brighton's Hotel



This is Brighton's hotel. There are cool rooms for children in this hotel.

- A.** This is a princess room. There are paintings of crowns on the walls. There are two beds in the room. The beds are flowers. There is a big mirror and there are lots of dresses.
- B.** This is a pirate room. There are paintings of ships on the walls. There are three beds in the room. The beds are boats. There are shelves and there are lots of toys.

2. Read again. Choose A or B.

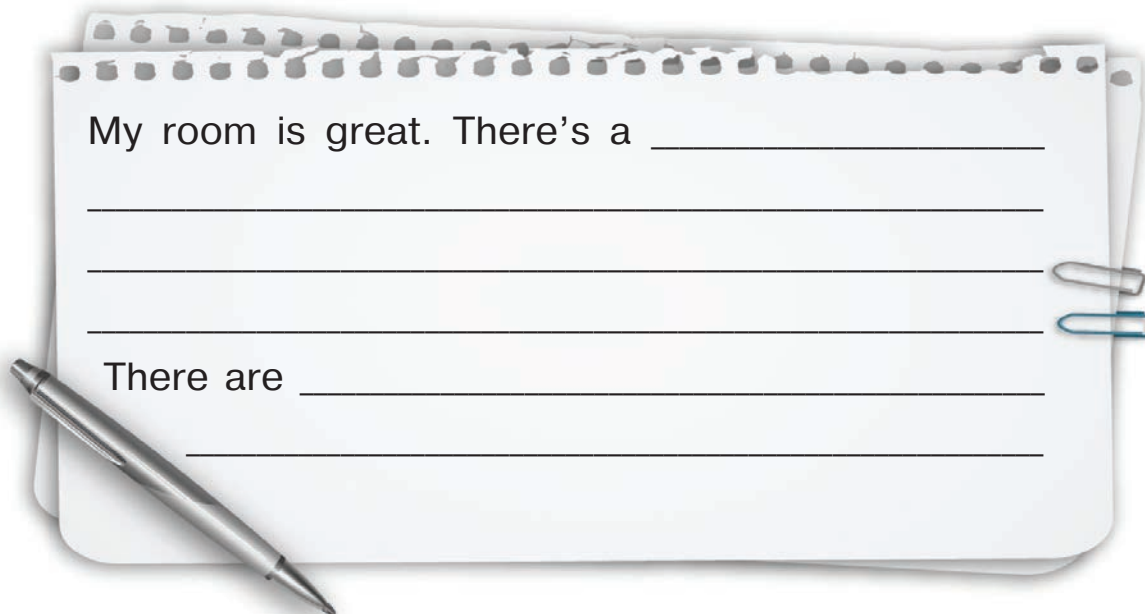
1. There are three beds in the room. A/B
2. You can see paintings of ships there. A/B
3. There's a mirror in the room. A/B
4. You can play with toys there. A/B
5. There are two beds in the room. A/B
6. You can see paintings of crowns. A/B

3. Choose a friend or a group to ask and answer the questions.

1. What room do you like?
2. How many beds are there in two rooms?
3. Is there a wardrobe in the rooms?
4. Are there any flowers in the boats?



Write about your room.



Speaking

Ask and answer about your house or flat.

1. Do you live in a house or in a flat?
2. Is your house big?
3. How many rooms are there in your house?
4. Is there a garden near your house?
5. Are there any chairs in your room?
6. Where do you usually watch TV?



Let's Play



1. Throw a dice and move ahead. Name the room.

2. Guess what room it is.

- There are two paintings on the wall. There is a green sofa and a big lamp.
- It's a sitting room.
- Well done!

3. Talk with a friend. Ask and answer.

What is your favourite room? — My favourite room is...



1. Listen and sing.


In My Room

There is a sofa and a dog.
And there is a little parrot on the clock.

There are three chairs and a ball.
And there are two funny pictures on the wall.

There is a table and a book.
And there is a brown rucksack on the hook.

There are two windows and a door.
And there is a purple carpet on the floor.



2. Look and sing again.



a cat and a bat

an armchair
and a beara map
and a cap

Lesson 10

My House

Project



1. Make a poster "My Dream House".



2. Show and say.

This is my dream house.
There is a big garden near
the house.
There's a big brown door.
There are many windows in
my house.
I want to live in it.



1. Listen and repeat.



cup



glass



saucer



teaspoon



bowl



lay the table

2. Listen and read.

1



2



3



4



3. Listen again. Mark the sentences true (T) or false (F).

1. The children are in the house. ☐
2. They are very busy. ☐
3. They want to lay the table. ☐
4. They need four cups and six saucers. ☐
5. There are many cups in the drawer. ☐

4. Talk with a friend.

How can you help your mum lay the table? —
I can put...

Lesson 2

In the Kitchen

1. Listen and repeat.



plate



fork



spoon



knife



pan

2. Listen and sing.

Help your mother lay the table.
Put the knives, the forks, the spoons.
Help your mother lay the table
every afternoon.

Help your mother clear the table.
Take the knives, the forks, the spoons.
Help your mother clear the table
every afternoon.



3. Grammar Focus.




a plate — **plates**
a glass — **glasses**
a knife — **knives**

4. Look, count and write.




five apples





1. Listen and repeat.



2. Listen and repeat. Change the highlighted word and talk with a friend.

- Hi, Alex! I'm hungry.
- Me too.
- Let's have some toasts.
- With great pleasure.
- Here are some toasts with *marmalade*.
- Thanks. They're tasty. Yummy! Yummy!



3. Grammar Focus.



an apple — ten apples

marmalade — **some** marmalade

a cup — five cups

sugar — **some** sugar4. Fill in *a*, *an* or *some*. Write.*a* lemon

Lesson 4

In the Kitchen



1. Listen and repeat.



mix



chop



add



recipe

2. Grammar Focus.




Take the bowl.
Mix the eggs, please.
Have some juice.
Don't touch the machine!



machine

3. Match the pictures and the sentences.



1. Have an apple, please.



2. Don't touch the painting!

3. Help me, please.

4. Bring three cups.



4. Read and put in the order.



NAME: My Milkshake Recipe

- ☐ I've got some milk and some ice cream in a glass.
- ☐ Now I'm mixing it all.
- ☐ I'm making a banana and orange milkshake.
- ☐ Now I'm drinking my milkshake! Yum!
- ☐ Now I'm mixing some milk and some ice cream with a machine.
- ☐ I'm adding some bananas and some oranges.



5. Listen and check. Tell how you are making your milkshake.



In the Kitchen

Listening



1. Listen and repeat.



fruit



vegetables












healthy



unhealthy



2. Listen and write the words.

I go to  school every day. I usually take my  _____. Look in my lunchbox. What have I got today? Right! There are some  _____ and  _____ there. There are two  _____, a  _____ and some  _____. There are two  _____ and a  _____. It's always good to eat fruit and vegetables.




3. Write the food and drinks in the table.

carrot	milkshake	tea	coffee	tomato
apple	lemon	orange	milk	banana

Fruit	Vegetables	Drinks

4. Are these foods healthy (✓) or unhealthy (×)?



5. Talk with a friend.

Bananas are healthy. Hamburgers are unhealthy.



Lesson 6

In the Kitchen

Reading



1. Listen and read.

Andy is visiting his grandparents. They live in the village. There are cows, sheep and goats on their farm.

Andy's granny gets milk from her cows every day. She makes cheese, yoghurt and butter from milk.

Now she's making ice cream. She's chopping some plums. Andy is helping her. He's chopping some apples, too. She's mixing the milk with a machine. She's adding sugar and fruit. Now the ice cream is ready. It's cold and tasty.



2. Read again and circle.

1. The boy is visiting his *parents* / *grandparents*.
2. The cows give *milk* / *ice cream* every day.
3. Andy's granny is chopping some *fruit* / *butter*.
4. She's mixing the *milk* / *butter* with a machine.



3. Match the questions and answers. Write.



1. What is Andy's granny doing?
2. What are Andy and his granny doing?
3. What are Andy's grandparents doing?



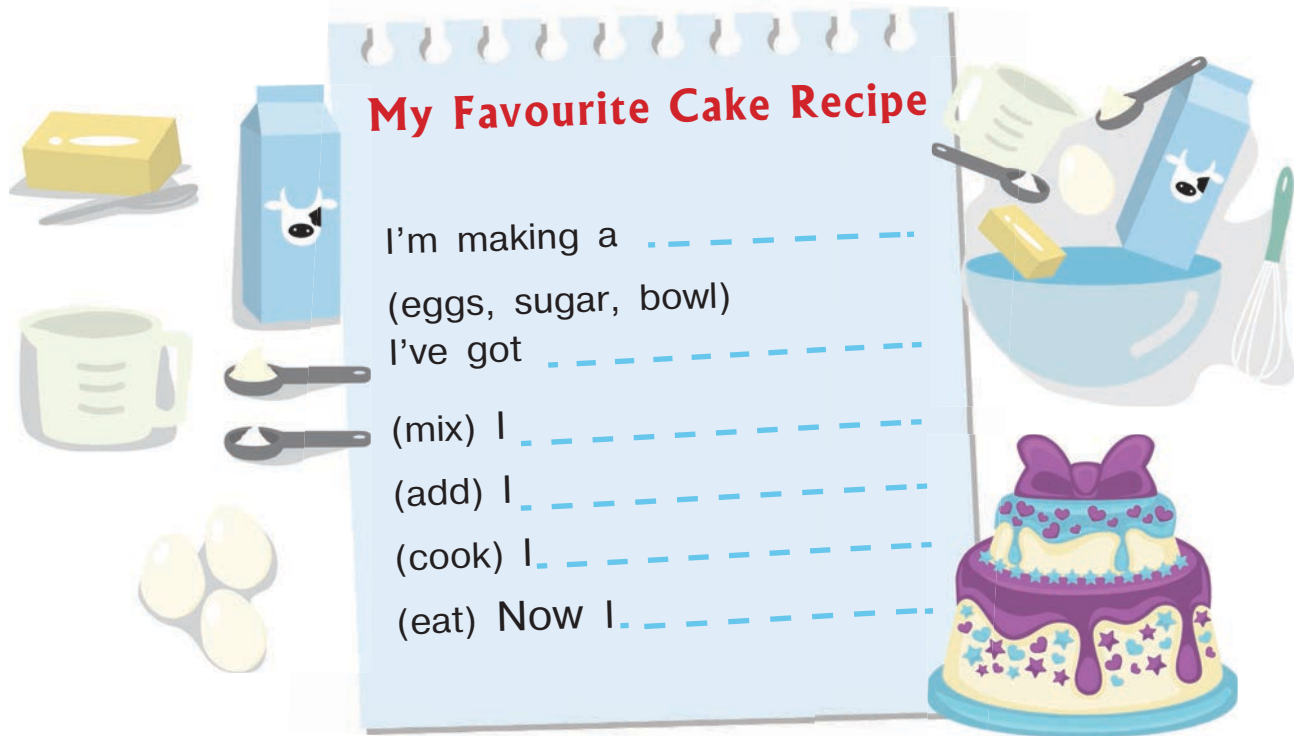
4. Look at exercise 3 again. Speak or write.

1. What is Andy's granny doing? — She is...



Writing

Write a recipe for your favourite cake.



My Favourite Cake Recipe

I'm making a
 (eggs, sugar, bowl)
 I've got
 (mix) I
 (add) I
 (cook) I
 (eat) Now I

Speaking

Ask and answer.

1. Is there a kitchen in your house or flat?
2. What things have you got in your kitchen?
3. How many spoons and forks are there?
4. Are there any pans and bowls?
5. What is your favourite recipe?
6. Are the pies your granny cooks tasty?



Lesson 8

In the Kitchen

Let's Play

1. Find and circle the words. Label the pictures.

2. Talk with a friend. Ask and answer.

1. Have you got a frying pan in your kitchen?




bowl






B	O	W	L	S	U	F	P	B	S
U	M	J	A	M	P	O	T	O	P
M	A	R	M	A	L	A	D	E	O
S	D	E	K	X	K	K	G	L	O
A	F	R	Y	I	N	G	P	A	N
U	D	L	T	P	I	L	H	H	W
C	D	I	V	L	F	A	K	F	F
E	N	P	T	A	E	S	P	O	C
R	Y	A	W	T	R	S	C	R	U
L	M	N	T	E	W	P	O	K	P








- ♦ glass
- ♦ frying pan
- ♦ cup
- ♦ plate
- ♦ marmalade
- ♦ fork

- ♦ jam
- ♦ bowl
- ♦ pan
- ♦ saucer
- ♦ spoon
- ♦ knife



Let's Sing!

1. Listen and sing.

I'm Making Ice Cream

— Hi, everybody! Do you like ice cream?
— Yeahh!!

Ice cream, ice cream,
I'm making ice cream.
Ice cream, ice cream,
I'm making ice cream.

Chocolate and vanilla
Icy-icy ice cream.

I scream! You scream! Ahhh!
I scream! You scream! Ahhh!

Ice cream, ice cream,
I'm making ice cream.
Ice cream, ice cream,
I'm making ice cream.

Mint and cherry,
And sweet strawberry.

I scream! You scream! Ahhh!
I scream! You scream! Ahhh!

Ice cream, ice cream,
I'm making ice cream.
Ice cream, ice cream,
I'm making ice cream.



2. Look and sing again.




Lesson 10

In the Kitchen

Project



1. Make a toy dinner table.



2. Show and say.

This is my toy dinner table.
There is a plate and a bowl.
There is a cup and a saucer.
There are two spoons and
a fork.
I like to lay the table for
dinner.





1. Listen and repeat.




Australia



koala bear



toucan



the Arctic



2. Listen and read.

1

What's this animal?



I don't know. I can't see any animals here.

2

I think they're toucans.

No, they aren't. The toucans are over there.



Yes, you are right.

3

Look! I can see something in the tree.

Oh, yes! It's very small.



No, it isn't. Look, there're two animals.

4

Wow! What are they?



I know. They come from Australia. They're koala bears.



3. Listen again. Mark the sentences true (T) or false (F).

1. The children can't see any animals. ☐
2. They can see some birds in the tree. ☐
3. The birds are from Australia. ☐
4. The children see koala bears. ☐

4. Talk with a friend.

Where do the polar bears come from? — They come from the Arctic.

panda bears / China
black bears / Europe
koala bears / Australia




Lesson 2

Nature and Animals



1. Listen and repeat.



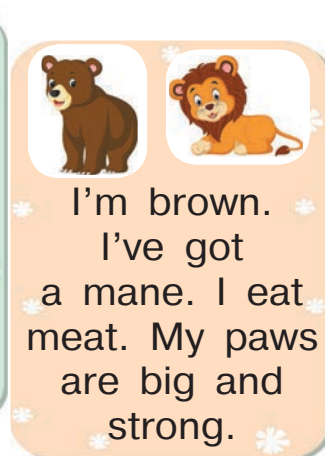



2. Look, match and say.

A giraffe has got a long tail. Its tail is long.



3. Read and choose the picture.



4. Play a game "Animal Riddles".






1. Listen and repeat.



slide



purr



bark



roar



2. Listen and sing.

Animal Sounds

Animal sounds. Animal sounds.
Let's make some animal sounds.

The pig says "Oink, oink".
The dog says "Bow-wow".
The cow says "Moo, moo".
The cat says "Meow".

Animal sounds. Animal sounds.
Let's make some animal sounds.

The bird says "Tweet, tweet".
The sheep says "Baa, baa".
The horse says "Neigh, neigh".
The duck says "Quack, quack".

Animal sounds. Animal sounds.
Let's make some animal sounds.
Let's make some animal sounds.

3. Complete the sentences with *can* or *can't*. Read and write.

- | | |
|------------------------------|------------------------------|
| 1. Elephants _____ purr. | 7. Cows _____ bark. |
| 2. Snakes _____ slide. | 8. Giraffes _____ roar. |
| 3. Lions _____ swim. | 9. Fish _____ run. |
| 4. Spiders _____ fly. | 10. Tigers _____ jump. |
| 5. Mice _____ play football. | 11. Birds _____ climb trees. |
| 6. Dogs _____ catch cats. | 12. Cats _____ catch mice. |



4. Work in pairs. Ask and answer. Then report.

Can you swim like a fish, Nata? Can you fly like a bird?
Nata can swim, but she can't fly.



Lesson 4

Nature and Animals



1. Listen and repeat.



piglet



lamb



kid



duckling



calf



2. Listen to the poem. Read and learn.

Baby animals,
Little paws
Little tails
And little claws.

Some have feathers.
Some have fur.
Some can bark.
And some can purr.



3. Read and match.

cow
hen
goat
pig
sheep

piglet
kid
chick
lamb
calf

4. Grammar Focus.



a sheep — sheep
a deer — deer
a moose — moose
a goose — geese
a mouse — mice



5. Write in the plural.

one pig — two pigs

one goose — two _____

one fly — two _____

one sheep — two _____

one cow — two _____

one monkey — two _____

one mouse — two _____

6. Think of an animal. Mime it to the class. They can guess who you are.



Listening



1. Listen and tick (✓) the words you hear.

☐ holiday
☐ holidays

☐ visiting
☐ visit

☐ tree
☐ free

☐ watch
☐ catch

☐ money
☐ funny


2. Listen again and fill in the missing words.

I'm on holiday in Kenya with my family. We are visiting a _____ for giraffes.

Giraffes can live free here. Visitors can watch them and take photos. The giraffes are tall and funny.

My _____ is taking photos of the animals. My mum is eating a _____. Oh! The giraffe is eating a sandwich now! What a naughty _____!

My sister is watching the _____ giraffe and I am writing in my holiday book.

3. Agree (+) or disagree (-).

1. The family is at home. ☐
2. They're having fun. ☐
3. They can see many giraffes. ☐
4. The giraffes are small and funny. ☐
5. Giraffes live in the cages. ☐
6. They like to see a baby giraffe. ☐



4. Look and tell a story.



Lesson 6

Nature and Animals

Reading



1. Listen, read and learn.



care



hang



look for



insect



2. Listen and read.

Chimpanzees or chimps are clever monkeys. They have got long arms, short legs, and do not have tails. They live in African forests. Chimpanzees care for their babies well. They are with their mothers for three years. When the mother walks, her baby hangs onto her fur. Later, little chimps ride “piggyback”.

Every day chimpanzees look for fruits, leaves and insects to eat. When it gets dark, they climb up trees to sleep.



piggyback

3. Choose the right word. Speak about chimps.

1. Chimpanzees live in African *forests/rivers*.
2. They've got long *tails/arms*.
3. Mothers chimpanzees care for their *family/babies*.
4. Chimpanzees look for fruits, leaves and insects to *eat/drink*.
5. At night they climb up *trees/stones* to sleep.



4. Talk with a friend. Speak or write about the animal you like.

I like They are...



Writing

Draw a picture of a funny bird. Write about your bird.



A Funny Bird

by _____



This is a _____

It's got _____

Its _____ is _____

Its _____ are _____

It likes _____

It can _____, but it can't _____.

It _____

I like _____



Speaking

Ask and answer.

1. What animal is the king of all animals?
2. What animal has got a long neck?
3. What animal has got a mane?
4. What animal likes to talk?
5. What animal is very slow?
6. What animal is the man's friend?



Lesson 8

Nature and Animals

Let's Play

1. Throw a dice and move ahead.
2. Answer the questions.

Start

1. What colour are kangaroos?

2. Do animals live in Africa?

3. What colour are pandas?

4. Have birds got wings?

5. Have lions got manes?

6. What do monkeys eat?

7. What colour are tigers?

8. Go back to start.

9. Have snakes got legs?

10. Where do giraffes live?

11. What can pelicans do?

12. Go back to number 9.

13. Do crocodiles eat grass?

14. Can zebras jump?

15. What colour are parrots?

16. Where do elephants live?

17. What do squirrels eat?

18. Go back to number 15.

19. What can turtles do?

20. What colour are rhinos?

21. Have zebras got claws?

22. What do lions eat?

23. Can penguins fly?

24. Go back to number 12.

25. Have lions got wings?

26. What do rhinos eat?

27. What can toucans do?

28. Go back to number 25.

29. Where do fish live?

30. Are crocodiles long?

31. Can giraffes climb trees?

32. Have monkeys got long necks?

33. Go back to number 24.

Finish





1. Listen and sing.

Let's Take a Walk around the Zoo

Let's take a walk around the zoo,
Around the zoo,
Around the zoo.

Let's take a walk around the zoo.
What do you see?
A zebra! A giraffe! A crocodile!

Let's take a walk around the forest,
Around the forest,
Around the forest.

Let's take a walk around the forest.
What do you see?
A fox! A bear! A squirrel!

Let's take a walk around the farm,
Around the farm,
Around the farm.

Let's take a walk around the farm.
What do you see?
A cow! A pig! A horse!



2. Look and sing again.



jungle



jaguar



iguana



toucan



Lesson 10

Nature and Animals

Project



1. Make a model of the mini farm.



2. Show and say.

This is my mini farm model.
There is a cow and two calves
on the farm.

You can see a little piglet
and two little chickens. Let's
walk around the farm!





1. Listen and repeat.



beach



holiday



video call




2. Listen and read.

1



2



3



4



3. Listen again. Mark the sentences true (T) or false (F).

1. Amanda is in Ukraine. ☐
2. The children are having their holidays. ☐
3. The girl doesn't like snow. ☐
4. The children are skiing on the beach. ☐
5. It's warm and sunny in Australia. ☐

4. Talk with a friend about the season in your country now.



Lesson 2

Seasons, Weather, Clothes



1. Listen and repeat.



These are the months of the year.



2. Listen, read and tick (✓).

1. There are twelve months in a year. ☐
- There are ten months in a year. ☐
2. Winter is a cold season in Australia. ☐
- Winter is a warm season in Australia. ☐
3. March is in spring. ☐
- March is in autumn. ☐



3. Read and fill in the missing words.

autumn four spring summer weather winter

There are _____ seasons in a year. They are winter, spring, summer and autumn. In Ukraine December, January and February are _____ months. March, April and May are in _____. There are three months in _____ too. They are June, July and August. September, October and November are _____ months. I like all seasons, but I don't like when it rains a lot. Sunny _____ is my favourite.

4. Talk with a friend. Who can name all the months quicker?





1. Listen and repeat.



coat



raincoat



mittens



sun hat



flip-flops



2. Listen and read.



- Is it **cold** outside?
- Yes, it's very **cold**.
- What can I wear today?
- Put on your **coat** and **mittens**.



3. Change the highlighted words and talk with your friend.

● warm / sweater and jeans

● rainy / raincoat and boots

● hot / T-shirt and flip-flops

4. Look and say.

When can I wear my sandals?

In summer.



Lesson 4

Seasons, Weather, Clothes



1. Listen and repeat.




rainbow




clouds



river



grass



snowflakes

2. Grammar Focus.






Yesterday the kids **were** in the park.
There **was** a tree in the park.
There **were** bushes in the park.



dirty clean

3. Look, read and circle.



1. There were *snowflakes* / *clouds* in the sky.
2. The bedroom was *clean* / *dirty*.
3. The *river* / *grass* was tidy.
4. There was *grass* / *snow* on the bushes.

4. Read. Fill in **was** or **were**.

1. There ____ a rainbow in the sky yesterday. ☐
2. There ____ clouds in the sky yesterday. ☐
3. There ____ a river in the park. ☐
4. There ____ many snowflakes on the trees. ☐
5. There ____ a lot of snow yesterday. ☐

5. Read exercise 4 again. Tick (✓) or cross (×).



Listening



1. Listen and tick (✓) the words you hear.

☐ park
☐ lark

☐ rubbish
☐ rubber

☐ clean
☐ mean

☐ grass
☐ pass

☐ tidy
☐ untidy


2. Listen again and number the pictures in the correct order.



3. Agree (+) or disagree (-). Discuss in groups or in pairs.

On Sunday...

1. The children were in the park..... ☐
2. The park was clean. ☐
3. The grass was tidy in the park..... ☐
4. There wasn't rubbish in the trees. ☐
5. Class 3A wasn't in the park..... ☐



Reading

1. Look, read and choose.

Four Seasons in Britain

Spring

In spring the weather changes. One day it's rainy, then it's sunny and warm. There are lots of flowers and the trees and bushes are green.

Summer

Summer in Britain is often sunny. Put on your sun hats! It isn't hot every day, sometimes it's rainy.

Autumn

In autumn the trees are orange and brown. It's often rainy and windy. Put on your raincoats and take your umbrellas!

Winter

Winter is cold. It's rainy and it's windy. Sometimes it's snowy! Put on your warm coats and play outside. Let's make a snowman!



2. Read and name the season. Write.

1. It's hot. People wear sun hats.
2. The trees are green. It's warm and sunny.
3. It's cold. It often snows.
4. The bushes are orange and brown. It's cold and windy.



3. Answer the questions. Speak or write.

1. Is it sunny and warm in autumn?
2. Is it snowy in winter?
3. Is it hot and sunny every day in summer?
4. It's autumn. Is it windy and rainy?
5. It's summer. Is it snowing?

4. Talk with a friend. Speak about the seasons and weather in Ukraine.



Writing

Write about the seasons in Ukraine.

There are _____ in a year.

It's _____ in _____.

It's _____ in _____.

It's _____ in _____.

It's _____ in _____.

I like _____ because _____.



①



②



③



④

Speaking

Ask and answer.

1. How many seasons are there in a year?
2. What is your favourite season?
3. What weather do you like?
4. Is it very hot in summer?
5. What's the weather like today?
6. What was the weather like yesterday?

Lesson 8

Seasons, Weather, Clothes

Let's Play

1. Help Candy find her dress.
Follow and circle the clothes words.



Start

socks	jacket	shorts	hat	school	table
apple	house	monkey	boots	mother	tree
sun	jeans	belt	skirt	blue	mouse
milk	mittens	dog	pizza	box	snake
pencil	shoes	egg	T-shirt	trousers	jacket
book	cap	shirt	coat	school	scarf
tiger	zoo	brown	kite	fish	dress

2. Look at the pictures and write the correct words.

Finish



Let's Sing!

1. Listen and sing.



It's a warm day today.
It's a warm day today.
Put on your dress.
Put on your dress.

It's a hot day today.
It's a hot day today.
Put on your shorts.
Put on your shorts.



It's a chilly day today.
It's a chilly day today.
Put on your jeans.
Put on your jeans.



It's a cold day today.
It's a cold day today.
Put on your coat.
Put on your coat.



2. Look and sing again.



a rainy day / a raincoat



a snowy day / a hat



a windy day / a scarf

Lesson 10

Seasons, Weather, Clothes

Project

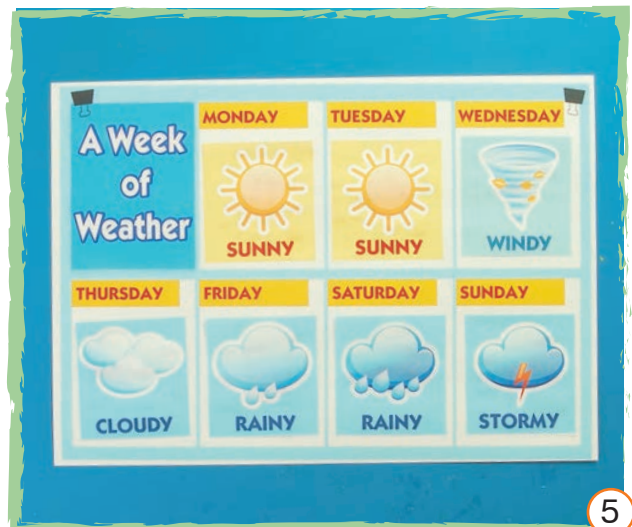


1. Make a weather daybook.



2. Show and say.

It is Friday today.
It is rainy.
It was Thursday yesterday.
It was cloudy.





1. Listen and repeat.



trip



water park




boat ride




2. Listen and read.

1



2



3



4



3. Ask and answer.

interesting
fine
good

— How was your trip to Kyiv?

— It was great!

4. Talk with a friend about your trips.

— Did you go to Kyiv?

— Yes, I did./No, I didn't.

1



2



3



4





1. Listen and repeat.



amusement
park



House of
mirrors



boat swing



merry-go-round

2. Read and match with the pictures from exercise 1.

1. We were in the amusement park last Saturday.
2. We visited the House of mirrors.
3. We played on the merry-go-round.
4. We liked the boat swing.

3. Grammar Focus.



I / he / she / it / we / you / they visited / went	yesterday
I / he / she / it / we / you / they didn't visit / go	last Sunday
Did I / he / she / it / we / you / they visit / go?	a week ago



4. Listen and tick (✓).

	liked [t]	loved [d]	visited [ɪd]
helped			
walked			
played			
wanted			
stayed			



5. Write sentences. Talk with a friend.

Last Tuesday morning I painted a picture.

	Tuesday	Wednesday	Thursday
morning	paint a picture	play football	help mum
afternoon	wash a car	listen to music	watch TV





1. Look, listen and choose.



water balloon toss /
paper balloon toss



balloon party /
balloon race



balloon animals /
balloon flowers

2. Grammar Focus.



have — had
do — did
go — went



balloon people /
balloon monsters



3. Listen, repeat and read in pairs.



— Did you have a party yesterday?
— Yes, we did. It was a *balloon party*.
— What did you do?
— We had *a water balloon toss*.
— Was it fun?
— Yes, we were very *happy*.



4. Change the highlighted words and talk with a friend.

a pool party	a zoo party	a playground party	
a swimming contest	animal races	bumper car rides	
glad	sad	fine	OK



5. Write the verbs in the past.

Max, Tony, Susan and Helen _____ (have) a pool party last Sunday. They _____ (go) to the swimming pool. They _____ (play) ball games in the water. They _____ (have) much fun. Children _____ (be) very glad.





1. Listen to the song.



I like swimming.
I like biking.
I like surfing.
I like hiking.
Summer. Summer.
I like summer.



I like skating.
I like skiing.
I like reading.
I like sledging.
Winter. Winter.
I like winter.

2. Tick (✓) the pictures from the song.



3. Grammar Focus.



- ♥ I love playing computer games.
- 😊 I like reading books.
- 😞 I don't like watching TV.
- 😡 I hate clearing the table.



4. Look and say. Then write.

	Nastia	Taras
ball games	😊	😊
computer games	😞	♥
paint	😊	😊


5. Talk with a friend. Say what you like or hate doing. Use the pictures from exercise 2.



Listening



1. Listen and number the pictures.



2. Listen again and choose.

Who likes ... ?	Dan	Kate	Carla	Ben
swimming				
drawing				
making things				
fishing				
reading				
watching cartoons				

3. Speak about children and their hobbies.



Reading

1. Listen and match. Write the pairs.

catch

sit

write

make

say

sat

said

caught

made

wrote


2. Read the letter. Write the verbs in brackets in the Past Simple.

New message

To _____

Subject _____

Dear Grandpa,
 How are you? I _____ (call) you yesterday but
 Grandma said you _____ (be) in the garden.
 Guess what? We _____ (go) fishing on Friday.
 I _____ (catch) a big fish in the river. Mum
 _____ (cook) the fish and Dad _____ (make)
 a salad. We _____ (sit) on the grass and
 _____ (have) lunch near the river. It _____
 (be) a fantastic evening.
 See you soon.
 Andy



Send 📎 😊 🗑️ ▾

3. Read the letter again. Correct the false sentences. Write.

1. The boy called his grandma.
2. Andy went fishing with his classmates.
3. His teacher cooked the fish.
4. Andy's friend made a salad.
5. They didn't have lunch near the river.

4. Play a game "Action Verbs".



Writing

1. Complete the diary page.



May 15

- At school we watched (watch) a film about lions. When it _____
- (finish) we _____ (listen) to our teacher. It _____ (be) very
- interesting! I _____ (love) the lesson.
- After school, I _____ (play) football with Dan and Max. At home
- mum _____ (cook) my dinner.
- I _____ (have) fish soup and toast with jam. I _____ (want) to
- stay up late, and I _____ (go) to bed at 10 o'clock.



2. Write your own diary page.

Speaking

1. Talk with a friend about yesterday.

1. Did you go to school yesterday?
2. Did you have five lessons yesterday?
3. Did your granny cook your breakfast?
4. Did you play with your friend in the playground?
5. Did you have a good time?

2. Talk with a friend about your hobbies.

1. What do you like doing most of all?
2. What does your friend like doing?
3. What do you hate doing?
4. What do you like doing in summer?



Lesson 8

Hobbies and Fun

Let's Play



1. Throw a dice and move ahead.

2. Make up sentences.

3. Write. Ask and answer.



Let's Sing!

1. Listen and sing.

Come on, let's be quick.
We are going on a picnic.
It's a hot and sunny day.
We're ready to dance and play.



Come on, let's be quick.
We are going on a picnic.
Put on sunglasses and a hat.
We are going with mum and dad.



Come on, let's be quick.
We are going on a picnic.
Put on a T-shirt and a cap.
We are ready to sing and clap.




Come on, let's be quick.
We are going on a picnic.
Pack the basket with some pies.
We are going on a picnic, guys.



2. Look and sing again.



baskets / apples



sandals / shorts



dresses / shoes



Project

1. Make a diary "Fun in the Sun".



2. Show and say.

On Saturday we went to the park. We had a picnic there. On Sunday we had a balloon party in Mike's house. It was fun!



A Fairy Tale


Why Day and Night Are Not Friends

after Viktor Vasylichuk

This is Day the Dog. He's white.
That is Night the Cat. He's black.
They are friends.
They live in the forest.
They like the forest.



They like to walk among* the trees.
They like to run after the butterflies.
They like to play in the green grass
and bright flowers.



* among — серед



Day the Dog and Night the Cat often go to see Summer the Hedgehog.

He gives them tasty apples. They have them for breakfast.

Then they visit Autumn the Fox. They bring her grapes* and apple pies. They have dinner together. When the friends go home Autumn the Fox gives them nuts and mushrooms**.



* grapes — виноград

** mushroom — гриб



It's cold in winter. There is snow in the forest.

The animals like to ski every day. Winter the Bear sees them and greets them.

Jumper the Squirrel sees Day the Dog and Night the Cat and wants to play with them.

In spring Winter the Bear, Autumn the Fox, Summer the Hedgehog, Day the Dog and Night the Cat go to Spring the Bird. They have tea and raspberry* jam together.



* raspberry — малина



Sometimes Rain, Snowfall* or Heat** come into the Forest. Then Day the Dog and Night the Cat sleep together on the sofa in the room. Creepy the Mouse sleeps in the house too.


In the morning they don't see Creepy the Mouse in the house. Night the Cat cries and asks Day the Dog, "Where is my mouse? I can't see Creepy the Mouse. Give me my mouse back!"



* snowfall — снігопад

** heat — спека

At night Day the Dog and Night the Cat don't sleep together. The cat sleeps on the chair. The dog sleeps under the chair.



After that everything changes. When Night the Cat wakes up Day the Dog runs away. Do you know why?



Activities

1. Look and match.

- | | |
|-----------|--------------|
| 1. Day | the Fox |
| 2. Night | the Cat |
| 3. Summer | the Bear |
| 4. Autumn | the Dog |
| 5. Winter | the Squirrel |
| 6. Jumper | the Bird |
| 7. Spring | the Hedgehog |



2. Unscramble and match.



arin

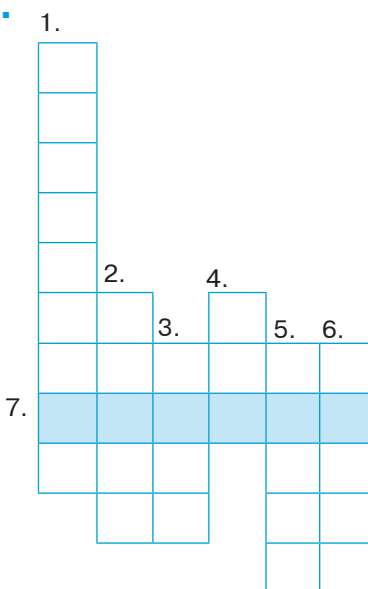


ehat



noswalf

3. Do the puzzle.















PICTURE DICTIONARY

UNIT 1 Welcome Back

			
Ukraine — Ukrainian	Poland — Polish	Germany — German	Italy — Italian
		 	 
chocolate bar	cheese	Rome	Kyiv
			
Britain / British	France / French	Turkey / Turkish	Greece / Greek
			
pen friend	a quick mouse	a funny guinea pig	a slow turtle







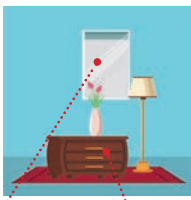










UNIT 2 Family Ties

			
parents	grandparents	aunt and uncle	cousins, twins
			
husband	daughter	nephew	wife
			
son	niece	tall, slim, straight hair	short, plump, wavy hair























10	20	30	40	50	60	70	80
ten	twenty	thirty	forty	fifty	sixty	seventy	eighty
90	100						
ninety	one hundred	manager	doctor	waiter			
							
student	farmer		photographer	football player			
UNIT 3 School							
							
English	maths		Ukrainian		music		
							
PE	art		art kit		write		
							
read	sing songs		learn new words		do sums		

			
draw	paint	colour	cut out
			
raise your hand	help your classmates	be nice	scream
			
come to school in time	listen to the teacher	be late	play ball games
			
watch cartoons	surf the net	help carry books	dictionary
UNIT 4 My Day			
			
wake up	It's a quarter past six.	It's a quarter to seven.	take a bath
			
take a shower	brush my teeth	comb my hair	get dressed

			
make my bed	have breakfast	go to school	come back home
			
wash the dishes	do my homework	eat a snack	play with friends
			
go swimming	have dinner	visit grandma	cook
			
buy a present	do the washing	write an email	play the piano
			
clean the room	ranch	look after the animals	rodeo
UNIT 5 My House			
			
house	flat	painting	inside

			
kitchen	hall	bedroom	study
			
sitting room	carpet sofa	mirror drawers	wardrobe
			
cottage	garden	flowerbed	stairs garage
UNIT 6 In the Kitchen			
			
cup	glass	saucer	teaspoon
			
bowl	lay the table	plate	fork

			
spoon	knife	pan	butter
			
marmalade	toast	sugar	chocolate
			
jam	mix	chop	add
			
recipe	fruit	vegetables	healthy
			
unhealthy	milkshake	clear the table	hamburger
UNIT 7 Nature and Animals			
			
Australia	koala bear	toucan	the Arctic

							
beak	claw	wing	feather	paw	mane	fur	tail
							
slide	purr	bark	roar				
							
piglet	lamb	kid	duckling				
							
calf	care	hang	look for				
							
insect	piggyback	chimpanzee	moose				
UNIT 8 Seasons, Weather, Clothes							
							
beach	holiday	video call	raincoat				

			
mittens	sun hat	flip-flops	rainbow
			
clouds	river	grass	snowflakes
			
dirty	clean	rubbish	tidy
UNIT 9 Hobbies and Fun			
			
trip	water park	boat ride	amusement park
			
House of mirrors	boat swing	merry-go-round	water balloon toss
			
balloon race	balloon animals	balloon monsters	picnic

Відомості про стан підручника

№	Прізвище та ім'я учня	Навчальний рік	Стан підручника		Оцінка
			на початку року	в кінці року	
1					
2					
3					
4					
5					

Навчальне видання

БУДНА Тетяна Богданівна

Англійська мова

ENGLISH

Підручник для 3 класу
закладів загальної середньої освіти
(з аудіосупроводом)

Рекомендовано Міністерством освіти і науки України

Видано за рахунок державних коштів. Продаж заборонено

У підручнику використані такі інтернет-джерела:

<http://uk.wikipedia.org>

<https://www.freepik.com/free-photos>

Головний редактор *Богдан Будний*

Редактор *Ольга Безкаптурна*

Художники *Вікторія Дунаєва, Олександр Вікен*

Музика *Володимира Островського*

Обкладинка *Ростислава Крамара*

Верстка *Нелі Домарецької*

Художній редактор *Ростислав Крамар*

Технічний редактор *Неля Домарецька*

Підписано до друку 20.05.2020. Формат 84x108/16. Папір офсетний. Гарнітура Pragmatica.

Умовн. друк. арк. 11,76. Умовн. фарбо-відб. 47,04. Обл.-вид. ар. 14,98.

Тираж 25 283 прим. Зам. 085/05

Видавництво «Навчальна книга – Богдан»

Свідectво про внесення суб'єкта видавничої справи до Державного реєстру
видавців, виготівників і розповсюджувачів видавничої продукції

ДК №4221 від 07.12.2011 р.

Навчальна книга – Богдан, просп. С. Бандери, 34а, м. Тернопіль, 46002

тел./факс (0352) 52-06-07; 52-05-48

office@bohdan-books.com

www.bohdan-books.com

Надруковано на ПП «Юнісофт», вул. Морозова, 136, м. Харків, 61036

Свідectво серія ДК №3461 від 14.04.2009 р.