

Тетяна Будна

Англійська мова ENGLISH



клас

Дорогі діти!

У четвертому класі ви продовжуватимете вивчати англійську мову. На сторінках підручника на вас чекають нові герої, цікаві історії та казкові пригоди. Читайте, пишіть, спілкуйтесь, співайте та грайтесь. Бажаю вам успіхів!

Авторка



Тетяна Будна

АНГЛІЙСЬКА МОВА

ENGLISH

Підручник для 4 класу
закладів загальної середньої освіти
(з аудіосупроводом)



ТЕРНОПІЛЬ
НАВЧАЛЬНА КНИГА — БОГДАН
2025

УДК 811.111(075.2)
Б 90

Будна Т. Б.



Б 90 Англійська мова. English : підручник для 4 кл. закладів загальн. середн. освіти (з аудіосупроводом) / Т. Б. Будна. — Тернопіль : Навчальна книга – Богдан, 2025. — 120 с. : іл.

ISBN 978-966-10-9222-7

Підручник за своїм змістом відповідає Державному стандарту початкової освіти та типовим освітнім програмам.

Для учнів та учениць 4-го класу.

*Охороняється законом про авторське право.
Жодна частина цього видання не може бути відтворена
в будь-якому вигляді без дозволу видавництва.*

Піктограмами   у підручнику позначено аудіосупровід та інтерактивний електронний додаток, які можна відкрити за посиланням:
<https://edodatok.com/9222-7/>



ISBN 978-966-10-9222-7

© Будна Т.Б., 2025

© Навчальна книга – Богдан, виключна ліцензія на видання, оригінал-макет, 2025

Умовні позначення:



– **Listen.** Слухай.



– **Write.** Напиши.



– **Sing.** Співай.



– **Make.** Виготуй.



– **Game.** Гра.



– **Workbook.** Робочий зошит.

Multimedia app.

Мультимедійний додаток.

CONTENTS

Vocabulary	Speech Structures	Grammar	Skills
HELLO, FRIENDS! pp. 6-7			
UNIT 1 ALL ABOUT ME pp. 8-17			
Greetings Names Countries Nationalities Things Jobs	I am... He/She/It is... We/You/They are... This is... These are... I/we/you/they've got... He/She's got... He's/She's a/an... The girl's granny... The boys' uncle is... Who is a vet? What does he/she do?	the verb 'to be' 'a/an' with jobs 's for possession the verb 'to have'	Listening: identifying the people, things, objects Reading: words; short stories Speaking: greeting and introducing; naming the things; asking and answering about name, age, country, family and jobs Writing: a personal poster
UNIT 2 SCHOOL LIFE pp. 18-27			
Subjects School things Days of the week Action verbs in the lessons Classroom language School rules School event Adjectives	Let's start our lesson. May I come in? Excuse me... I really like... What's your favourite subject? I like... I don't like... Do you like ... ?	modal verb 'may' Present Simple for routine actions	Listening: identifying the correct phrase, correct statement Reading: words and descriptive texts Speaking: telling about school; the lessons Writing: a letter about a school event; a school rules list
UNIT 3 MY HOME pp. 28-37			
Types of houses Rooms Things in the house and in the flat Furniture Prepositions	This is a house. These are women. There is a ... in the flat. There are some ... in the house. There isn't / aren't any...	cardinal numerals There is/are basic prepositions of place	Listening: identifying the place; listening for the specific information Reading: words; phrases; short descriptive texts Speaking: asking and answering about houses and flats; speaking about favourite room Writing: a description; a list of things
UNIT 4 SPORTS AND HEALTH pp. 38-49			
Names of sports and games Sportswear	What are you doing? I'm running quickly. He/She's playing badly.	adverbs Present Continuous	Listening: listening for specific information Reading: words, phrases; a descriptive text

Sports equipment Names of illnesses Hygiene words Action words Commands School sports event	They/We/You're playing. She plays tennis every day. — She's playing volleyball now.	Present Continuous vs. Present Simple	Speaking: describing games and sports; speaking about health basics and personal hygiene; giving commands; describing school sports events Writing: a short description of a favourite sport
------------------------------------------------------------------------------------------------------------	----------------------------------------------------------------------------------------	---------------------------------------	---------------------------------------------------------------------------------------------------------------------------------------------------------------------------------------------------------------

UNIT 5 NEW YEAR AND CHRISTMAS pp. 50-55

Christmas and New Year's Day words Holiday greetings Requests	Please, bring me... Merry Christmas! Happy holidays!	Present Continuous Present Simple	Listening: listening for specific information Reading: words, an informative text Speaking: talking about holiday preparations; describing New Year's Day and Christmas celebration Writing: a personal letter to Santa Claus
------------------------------------------------------------------------	------------------------------------------------------------	--------------------------------------	--------------------------------------------------------------------------------------------------------------------------------------------------------------------------------------------------------------------------------------------------------------------

UNIT 6 OUR WONDERFUL WORLD pp. 56-65

Nature Nature protection World's geography Travelling Prepositions Verbs Imperatives	The ocean is bigger than the sea. Everest is the highest mountain in the world. Travel across... Sail down...	comparative and superlative adjectives	Listening: identifying the place; listening for specific information; a song Reading: words, riddles; a narrative text; a travelling brochure Speaking: speaking about geographical features; comparing things; speaking about saving the planet Writing: writing a travelling leaflet
--------------------------------------------------------------------------------------------------------	------------------------------------------------------------------------------------------------------------------------	----------------------------------------	-----------------------------------------------------------------------------------------------------------------------------------------------------------------------------------------------------------------------------------------------------------------------------------------------------------------------------

UNIT 7 SHOPS AND SHOPPING pp. 66-75

Types of shops Clothes Food items Currency Doing shopping	It's the best shop in the city. The red dress is more beautiful than the blue dress. There's some bread in the bag. Is there any rice in ... ? There aren't any sweets...	comparatives and superlatives long and irregular adjectives 'some' and 'any' in questions and negative statements	Listening: listening for specific information; identifying the words Reading: words, stories, a narrative text Speaking: describing the clothes; speaking about shopping and food preferences; comparing items Writing: a shopping list
-----------------------------------------------------------------------	---------------------------------------------------------------------------------------------------------------------------------------------------------------------------------------	-------------------------------------------------------------------------------------------------------------------------	------------------------------------------------------------------------------------------------------------------------------------------------------------------------------------------------------------------------------------------------------------------------------

UNIT 8 FREE TIME pp. 76-85

Day off words City festivities A visit to a museum Entertainment in the Kids' centre Party words Birthday traditions	There was a concert... There were many... We visited a... They didn't walk... Did you like ... ?	Past Simple regular and irregular verbs There was/were	Listening: distinguishing the sequence of actions Reading: words, short adverts Speaking: talking about the city festival; asking and answering about the party, reporting about preferences Writing: a short report of the trip; completing texts with necessary words
-------------------------------------------------------------------------------------------------------------------------------------	--------------------------------------------------------------------------------------------------------------	--------------------------------------------------------------	--------------------------------------------------------------------------------------------------------------------------------------------------------------------------------------------------------------------------------------------------------------------------------------------------------------

UNIT 9 HAPPY HOURS pp. 86-93

Favourite books Popular cartoons Mother's Day words Easter vocabulary Imperatives	Let's go! My favourite cartoon is... Last Friday I watched...	Present Simple Past Simple regular and irregular verbs expressing likes and dislikes	Listening: identifying the pictures; listening for specific information Reading: short narrations Speaking: expressing likes and dislikes; talking about things on holidays Writing: completing texts with necessary words
-----------------------------------------------------------------------------------------------	---------------------------------------------------------------------	-----------------------------------------------------------------------------------------------	-----------------------------------------------------------------------------------------------------------------------------------------------------------------------------------------------------------------------------------------------------------------

UNIT 10 TRAVELLING pp. 94-103

Compass Transport Ways of travelling City and country life In the café The UK Ukraine Symbols Exclamations	I am going to... What are you going to do? Can I have ... ?	'be going to' for expressing future plans and intentions	Listening: identifying the pictures; listening for specific information Reading: words, a gapped text Speaking: making orders and responding to suggestions; asking and answering about the party, speaking about plans for travelling Writing: a café review
------------------------------------------------------------------------------------------------------------------------------------	-------------------------------------------------------------------	-------------------------------------------------------------	----------------------------------------------------------------------------------------------------------------------------------------------------------------------------------------------------------------------------------------------------------------------------------------------------

Revision pp. 104-108

A Fairy Tale pp. 109-112

Picture Dictionary pp. 113-119

 1. Listen and chant.

 2. Listen and point.



1. Annie, 8
England
English

2. Zoriana, 10
Ukraine
Ukrainian

3. Polina, 12
Spain
Spanish

4. Lucas, 11
Poland
Polish

5. Vlad, 9
Ukraine
Ukrainian

6. Tom, 13
the USA
American

7. Amala, 10
India
Indian

8. Mia, 11
China
Chinese

Friends!



3. Look and say.

Amala is from India.
Lucas is from Poland.

4. Talk with a friend.

What are the kids' names?

How old are they?

Where are they from?



Hello, neighbours! Hello, friends!
Welcome boys and girls!
We're from different countries
From around the world.

Lucas is from Poland.
Tom's from the USA.
Annie is from England.
Zoriana's from Ukraine.


Amala is from India.
Vlad is from Ukraine.
Mia is from China.
Polina is from Spain.

Welcome boys and girls!
Hello to everyone!
It's time to learn English
And have a lot of fun.

1. Listen and repeat.



2. Listen and read.



3. Choose the correct answer.

1. Miss Mellory is a *pupil* / a *teacher*.
2. There are *one* / *two* new pupils in the class.
3. Emily is from *London* / *Kent*.
4. Zoriana and Vlad are from *Ukraine* / *Scotland*.

4. Look and say.

Britain / British *He's from Britain. He's British.*
 England / English
 Scotland / Scottish
 Wales / Welsh



1. Listen and read.



Hi, I'm Vlad. I'm nine and I'm from Sumy, in Ukraine. This is my school and these are my friends Max and Artem.



This is Annie. She's my pen friend. Annie is eight years old and she is from Oxford, in England. This is Oxford University. Annie wants to study in it.

2. Grammar Focus.

Be: Present Simple

+	-	?	
I am / 'm	I am not / 'm not	Am I ... ?	Yes, I am . No, I am not .
He is / 's She It	He is not / 's not She It	Is he ... ? she ... ? it ... ?	Yes, he is . No, he is not / isn't .
We are / 're You They	We are not / 're not You They	Are we ... ? you ... ? they ... ?	Yes, we are . No, we are not / aren't .

3. Fill in *am*, *is* or *are*.

- I _____ from Ukraine.
- These _____ my friends Max and Artem.
- My friend Annie _____ from Oxford.
- _____ Oxford in England? — Yes, it _____.
- _____ she nine years old? —
No, she _____ not. She _____ eight.

4. Talk with a friend.

- Have you got a pen friend?
- Who is your pen friend?
- How old is he / she?
- Where is he / she from?





1. Listen and repeat.



village



India

hopscotch/
nondi

2. Look and read.



Hello, I'm Amala.

Welcome to my website. I'm ten years old and I'm from Intur. It's a small village in India.

I haven't got any brothers or sisters, but I've got two cousins, Radna and Sashi.

I've got three best friends. They are Lina, Devi and Jay. We play hopscotch together. We call it nondi in India.

3. Grammar Focus.

Have got

+	-	?	
I have got/ 've got	I have not got/ haven't got	Have I got ... ?	Yes, I have . No, I have not .
He has got/ 's got	He has not got/ hasn't got	he got ... ? Has she got ... ? it got ... ?	Yes, he has . No, he has not/ hasn't .
We have got/ 've got	We have not got/ haven't got	we got ... ? Have you got ... ? they got ... ?	Yes, we have . No, we have not/ haven't .



4. Make up sentences. Use the correct form of 'have got'. Write.

Mary / two brothers — *Mary has got two brothers.*

- Amala / two cousins
- She / sisters or brothers
- Amala / three friends
- They / a skateboard
- Devi and Jay / a scooter
- Her cousins / a bike




1. Listen and repeat. Match.



a

- | | |
|---------------|-----------------|
| 1. policeman | 5. car mechanic |
| 2. artist | 6. taxi driver |
| 3. programmer | 7. actress |
| 4. manager | 8. nurse |



h



b



c



d



e



f



g

2. Grammar Focus.

Articles. Possessive forms

Candy's dad is **an** actor.
Andy's mum is **an** artist.

The girls' granny is **a** farmer.
The boys' aunt is **a** manager.

3. Make up sentences. Write.

Sally / mum / nurse — *Sally's mum is a nurse.*

- Tom / cousin / manager
- Mary / husband / car mechanic
- Ben / daughter / student
- Bohdan / uncle / policeman
- The girls / nephew / taxi driver
- The boys / aunt / actress



4. Write about you.

My mum is a programmer.
My dad is a



 1. Listen and repeat. Match.

a Alice
vet



1 cook
food

b Dan
baker



2 play the
piano

c Rose
musician



3 treat
animals

d Tom
chef



4 feed and
clean
animals

e Jenny
dentist



5 bake
bread

f Kevin
zookeeper



6 take care
of teeth

2. Look and say.

Who is a vet? — Alice.

What does she do? — She treats animals.

 3. Listen, read and fill in.

treats dog run vet park

Freddie is at home with his pet _____ Fluffy when he sees that Fluffy isn't well. He doesn't _____ or play today. Freddie calls Annie's dad. He is a _____. He is very kind to animals. Annie's dad comes and _____ Fluffy. Soon Freddie and Fluffy are in the _____ again.



4. Match. Speak about Freddie and his pet.

- | | |
|-----------------------|-------------------|
| 1. Freddie is | A is a vet. |
| 2. Fluffy is | B Annie's friend. |
| 3. Annie's dad | C play again. |
| 4. Freddie and Fluffy | D Freddie's pet. |

5. Talk with a friend. Ask and answer.

- What do you want to be?
- I want to be a dentist.
- What does Sally want to be?
- She wants to be a vet.

Listening



1. Listen and repeat.

Paris — France

Berlin — Germany

Madrid — Spain



2. Listen and choose the correct picture.



a



b



c



3. Listen again and choose the correct answer.

- | | |
|--------------------------------------------------------------------------------------|-----------------------------------------------------------------------------------------------|
| <p>1. Dave is from</p> <p>A Germany</p> <p>B Spain</p> <p>C Great Britain</p> | <p>4. Greg lives in</p> <p>A Madrid</p> <p>B Berlin</p> <p>C Paris</p> |
| <p>2. Dave has got</p> <p>A a cousin</p> <p>B a nephew</p> <p>C a sister</p> | <p>5. Alice speaks</p> <p>A French</p> <p>B English</p> <p>C Spanish and English</p> |
| <p>3. Greg's mum is</p> <p>A a manager</p> <p>B a nurse</p> <p>C a teacher</p> | <p>6. Alice's dad is</p> <p>A a taxi driver</p> <p>B a car mechanic</p> <p>C a chef</p> |

4. Mark the sentences true (T) or false (F).

- | | |
|----------------------------------------------|--------------------------|
| 1. Dave lives in London..... | <input type="checkbox"/> |
| 2. Dave's mum is a chef. | <input type="checkbox"/> |
| 3. Greg has got a brother and a sister. | <input type="checkbox"/> |
| 4. Greg's grandpa is a car mechanic. | <input type="checkbox"/> |
| 5. Alice speaks Spanish. | <input type="checkbox"/> |
| 6. Alice's family is from Spain. | <input type="checkbox"/> |



Reading



1. Listen and read.



Hi, I'm Amy. I'm nine years old and I'm from England. This is my tortoise Flippy. I haven't got any brothers or sisters, but I've got a lot of friends! My best friends are Pete, Lucas and Polina.

Hi there! I'm Pete. I'm ten years old and I'm from Wales. My hobby is football. Nick and Paul are my best friends. We are in the same class. We play football together.



Hello, I'm Polina. I'm twelve. I'm from Spain. I've got two sisters. We've got a dog. Its name is Buddy. Now I'm in the park with Buddy.

Hello, I'm Lucas. I'm eleven years old. I'm from Poland, but I'm at school in England. I've got a brother and a sister. This is my scooter. It's really cool!



2. Tick (✓) the correct answer.

	Amy	Pete	Lucas	Polina
1. Who is from Spain?				
2. Who likes football?				
3. Who has got a tortoise?				
4. Who is eleven years old?				



3. Correct the wrong sentences. Write.

Amy is ten. — No, Amy isn't ten. She is nine.

1. Amy has got a big family.
2. Pete likes to ride a scooter.
3. Lucas is ten years old.
4. Polina is at school now.



Writing

Complete a poster about you.

My name's ... and I'm ... years old.

I'm from ..., in It's a great

I live with ... and I've got a ... but I haven't got a

I've got a pet. It's a It's really funny.

This is me with my best friends, ... and

We're classmates. We like ... and ... together.

Speaking

1. Ask and answer in pairs. Use the words from the box.

Family	Pets	Objects
sister	dog	smartphone
brother	cat	scooter
cousin	tortoise	ball

Have you got a brother? — Yes, I have. / No, I haven't.

2. Talk with a friend.

- Where are you from?
- How old are you?
- Who are your best friends?
- What's the number of people in your family?
- What's your favourite game?
- What's your pet?



Let's Play

Play a guessing game.

	Amala	Zoriana	David	Kelly	Artem	Hao
Age	10	10	9	11	9	11
Country	India	Ukraine	England	India	Ukraine	China
City / Village	Intur	Poltava	London	Mumbai	Vesniane	Beijing
Best friends	3	2	1	5	3	4
Job	 musician	 zoo keeper	 chef	 dentist	 policeman	 baker
Favourite activities	 play nondi	 go skipping	 ride a scooter	 ride a bike	 play football	 do karate

1. Ask and answer.

- Are you ten? — Are you from England?
- No, I'm not. — No, I'm not.
- Are you from India? — Super!
- Yes, I am.

2. Describe. Guess who it is.

- This is a boy. He has got three best friends. He wants to be a policeman. He likes playing football.
- Is this Artem?
- Yes! You're right!

3. Talk with a friend. Ask and answer.

1. Where's Hao from?
2. Does he live in a village?
3. How old is he?
4. How many friends has he got?
5. What does he want to be?
6. What's his favourite activity?

Let's Sing!



1. Listen and sing.

Friends

I don't walk alone.
I don't walk alone.
I have my friends.
I don't play alone.
I don't play alone.
I have my friends.



All my friends can walk with me.
All my friends can play with me.



2. Look and sing again. How happy are you with your friends?



Project



1. Make a poster "It's Me!".

1. Make riddles about you.
2. Guess the answers.

2. Present your poster to the class.



1. Listen and repeat.




bell



ring




inside



hurry up

2. Listen and read.

1



2



3



4



3. Listen and repeat. Read.

Good morning, class!
Let's start our lesson.
Sit down, please.
Listen and look.
Please, boys and girls,

Open your books.
Look at the poster.
Let's count. Great!
Open your exercise books.
Write down the date.

4. Talk with a friend.

- Hello. Nice to meet you.
- Hi. Nice to meet you, too.



1. Listen, point and repeat.



Look. It's my classroom.
 It's cosy and clean.
 The bookcase is yellow.
 The desks are green.
 The blackboard, the bookshelf,
 The table, the door,
 The maps, the computer,
 The vase on the floor.

2. Listen and read. Change the highlighted words and practise with a friend.

- Good morning, everyone. 😊 😐
- Good morning, teacher! 😊 😐
- How are you today? 😞 😊
- We are **fine**, thank you.
- I'm **happy** to hear that. It's great to see you again.
- May I open the window?
- Certainly. It's very hot in the classroom today.

3. Grammar Focus.

May


May I come in? — Yes, you **may**.
May I open the window? — Certainly.

4. Talk with a friend.

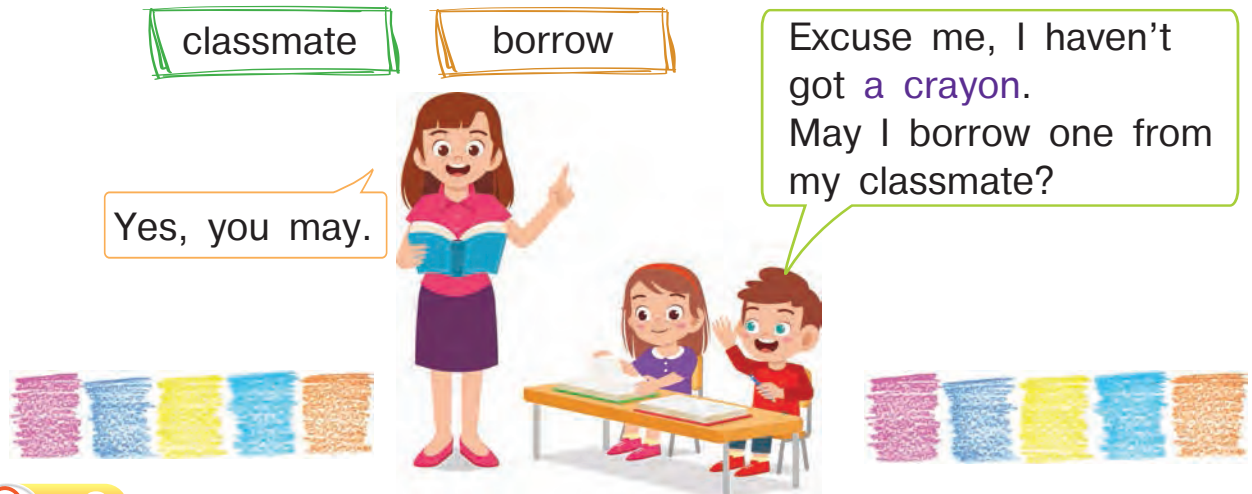
- May I open the door?
- Yes, you may.




1. Listen and repeat.



2. Listen and read. Talk with a teacher.

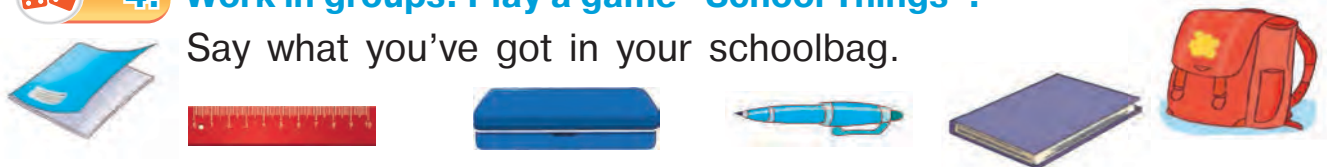


3. Listen and match.



4. Work in groups. Play a game "School Things".

Say what you've got in your schoolbag.



1. Listen and repeat.

MON	Maths	English	Ukrainian	PE	IT
	Music	Health Basics	Crafts	Science	Art
TUE					

2. Listen and read.



What's your favourite subject?

I like English very much.

I really like science. It's so interesting. What about you?

Break time is over. Let's go back into the classroom.

3. Grammar Focus.

Present Simple

+	-	?	
I/we/you/they like music.	I/we/you/they don't like maths.	Do I/you/we/they like English?	Yes, we do . No, we don't .
He/she/it likes music.	He/she/it doesn't like maths.	Does he/she/it like English?	Yes, he does . No, he doesn't .

4. Read and choose the correct word.

1. What's your favourite subject? — I really *like* / *likes* health basics. It's so interesting.
2. We *don't* / *doesn't* like science. It's so boring. And what about you?
3. Andy *don't* / *doesn't* like music. He really *like* / *likes* PE.
4. *Do* / *Does* you like art? — Of course, I *do* / *does*. It's so exciting.

5. Talk with a friend.

- I like IT. It's so interesting. And what about you?
- I like...




1. Listen and repeat.



break



keep clean



text



lose



throw rubbish

2. Listen and read.

OUR SCHOOL RULES

We walk at school.	We never run .
We look after our things.	We don't break or lose our things.
We are friendly with classmates.	We are never rude.
We keep our classroom clean.	We don't throw rubbish.
We come to school on time.	We are never late for school.
We use smartphones after classes.	We don't text in class.

3. Listen and repeat.




noise



pick up



drop



be quiet

4. Listen and read. Change the highlighted word and talk with a friend.



- Please, be quiet.
- I'm sorry, I dropped my pencil case.
- It's OK. Please, pick it up.



5. Ask your parents about rules in their schools. Compare them with your school rules. Present the results to your classmates.

At my parents' school they
At our school we


Listening



1. Listen and repeat.



schoolyard



cafeteria



have a snack




smell



2. Listen and choose the correct picture.



a



b



c



d



3. Listen again. Mark the sentences true (T) or false (F).

1. Ben and Meg are in the schoolyard.
2. Mia and her friends are hungry.
3. Andy likes spaghetti for lunch.
4. Vlad and Zoriana want to have dinner after school.



Reading



1. Listen and read.

Happy
Children's
Day!



Dear Amala,

Today is November, 17. It's Children's Day in our school. All the kids are happy.

On this day we don't have lessons in our classrooms. We go to the playground.

Do the teachers give us tests on this day? No, we usually listen to the stories or watch films.

There is also a special assembly¹ for children. After the assembly there are funny shows.

On this day we wear colourful clothes. We dance, sing and play games. We have fun all day long.

Do you have Children's Day at your school?

Write me soon.

Tom

2. Read exercise 1 again and put the pictures in the logical order.



3. Read again and complete the sentences.

They have lessons in the _____. They like to listen to the _____ and watch _____. There is a special _____ for kids.

There are funny _____. The kids wear colourful _____. They have _____ all day.



4. Correct the sentences. Write.

- Children's Day is in winter.
- The children have lessons in the classroom.
- They write letters in the lessons.
- On Children's Day they wear uniforms.

¹ special assembly — особливе зібрання



Writing

Complete the letter with the missing words.


New message _ □ ×

To

Subject

playground	show
classroom	school
T-shirt	happy

Hi Antony,
How are you?
I'm _____ because it's Children's Day today. We don't have lessons in the _____. We listen to the stories in the _____ and watch a funny _____ in the school hall.
I like this day because I can wear my favourite pink _____ and green jeans.
What holidays do you have in your _____?
Love,
Mia



Send
✎ 😊 🗑️ | ▾

Speaking

Read and match. Ask questions and give answers.

1	What's your teacher's name?	A	Science.
2	What's your favourite lesson?	B	A lunchbox and a pencil case.
3	What is there on your desk?	C	Miss Mellory.
4	What have you got in your bag?	D	Play games.
5	Where do you have lunch?	E	In the cafeteria.
6	What do you do in the school playground?	F	Children's Day.
7	What do you do in the PE lessons?	G	The scissors and a flash drive.
8	What day is special in your school?	H	Run and jump.



Let's Play

Throw a dice. Move. Name the things.

This is a...

These are...



Lesson 10

School Life

Let's Sing!



1. Listen and sing.

School, school,
I go to school.
School, school,
I go to school.

I read at school,
I write at school,
I play at school.
It's so cool.

I count and laugh,
I learn and play,
I go to school
Every day.
School, school,

I go to school.
School, school,
I go to school.

I've got my pen,
I've got my book,
I've got my favourite notebook.
If I don't take my things today,
I cannot read, and write, and
count, and learn, and play.



2. Say what you do at school every day. How do you feel at school every day?



Project



1. Work in groups. Make a poster "School Timetable".

1. Write the days of the week and the names of your lessons.
2. Colour, cut out and glue.

2. Present your poster to other groups.





1. Listen and repeat.



build



floor

ground floor

first floor



2. Listen and read.

1

Look, this is my new house.



So big and nice!

2

Yes. We built it last year.



3


There are four on the ground floor and six on the first floor.



How many rooms are there?

4

On Sunday, I think.



When can we see it?



3. Listen again and correct the false sentences.

1. The boy lives in his old house.
2. His parents built the house last week.
3. There are three floors in the house.
4. The children were in the boy's house yesterday.

4. Talk with a friend. Use the words from the box.

old / new

nice / ugly

big / small

tidy / messy

— Do you live in a(n) _____ house?

— No, my house is _____.



Lesson 2

My Home

1. Listen and repeat. Look and say.



cottage




hut



villa



block of flats



skyscraper

They live in a new cottage.

2. Grammar Focus.

Numerals

one — **the first**

two — **the second**

three — **the third**

four — **the fourth**

five — **the fifth**

six — **the sixth**

seven — **the seventh**

eight — **the eighth**

nine — **the ninth**

ten — **the tenth**



castle

3. Look. Ask and answer.

What floor does Ann live on? — She lives on the fourth floor.



4. Match. Fill in the missing words.

1. Sheila lives in a nice _____ on the beach.

2. You can see much grass around his _____.

3. The king built this _____ many years ago.

4. Ben's grandmother lived in a _____ near the forest.



a



b



c



d





1. Listen and act out.



Ben: Have you got a room **of your own**?

Meg: Yes, I have, but it's not very big. It's small and tidy. There's only a bed and a chair in it. Have you got a room of your own?

Ben: No, I haven't. I **share** a room with my sister.

2. Ask your classmates and fill in the table.

	shares the room	doesn't share the room	a big room	a small room	a tidy room	a messy room
Ben	✓					
Meg		✓		✓	✓	

3. Say how many rooms you have got. Name them.

I've got three rooms in my flat / house.

I've got a bathroom in my flat / house.

4. Grammar Focus.

There is. There are

There is a bedroom in my flat.

There are two bedrooms in my house.

There is no sitting room in my flat.

There are no halls in my house.

5. Help Candy tell the story about her house. Fill in *is* or *are*.

- There _____ two bedrooms in the house.
- There _____ three doors in the hall.
- There _____ no windows in the hall.
- There _____ a kitchen in the house.
- There _____ a sitting room in the house.
- There _____ a big bathroom in the house.
- There _____ a lot of windows in the house.



Lesson 4

My Home



1. Listen and repeat.

chimney

attic

stairs

garage door

driveway



roof

basement

fence

2. Look and say Yes or No.

1. There are two basements and an attic in the house.
2. The stairs lead to the chimney.
3. There's a car in the driveway.
4. The garage door is open.
5. There's a long fence behind the house.
6. There's no chimney on the roof.

3. Read and put the parts of the text in order.

There is also a big garden and a yard in front of the house. I like our house very much.

b

We live in a house. Our house is big. There are two floors in it. There are six rooms in our house. There is a sitting room, two bedrooms and a big hall on the ground floor. There are children's rooms and my father's study on the first floor.

a

c

My room is on the first floor. I have got two big windows in it. My room is big and light. There is a bed, a desk, a chair and two bookshelves in my room.

d

In the evening our family likes to play games and watch TV in the sitting room.

4. Talk with a friend. Retell the text.





1. Look at the Wilsons' sitting room. Listen and find the things in it.



- fireplace cushion clock carpet
 sofa photo plant shelf

2. Your friend didn't visit the Wilsons. Tell him / her about their sitting room.

There's a _____ in their sitting room.

There are _____ in their sitting room.

3. Grammar Focus.

Is there? Are there?

Is there a piano in your house? —

Yes, there is. / **No, there isn't.**

Are there any books in your sitting room? —

Yes, there are. / **No, there aren't.**

4. Work in pairs. Make a list of things in your sitting room. Let your friend guess what you have got in it.




Sofa, lamp, TV,
plants...



Listening

1. Look and say.

The robot is in front of the chair. — Picture 1.



in front of
opposite
behind
next to
on

2. Listen and fill in the missing words.

My Bedroom



My bedroom is opposite my _____ room. It's very big. I've got a comfortable _____ and I've also got a nice _____. The desk is in front of the _____ so I do my homework there. There are three long _____ next to my desk. I put my books on them. There are some great _____ of my favourite pop singers and film stars on the walls.

It's a really nice bedroom, but I don't like the _____ on the floor. It's pink and I hate pink!

desk posters parents' window bed carpet shelves

3. Read. Choose the correct answer.

- The bedroom isn't *small* / *big*.
- There is a *bed* / *shelves* in the room.
- The desk is *next to* / *in front of* the window.
- There are many *toys* / *books* on the shelves.
- There are *posters* / *pictures* on the walls.
- The pink carpet is on the *floor* / *wall*.

4. Play a guessing game.

- Where's your dog?
- It's opposite the house.





1. Listen and read. Choose the title.

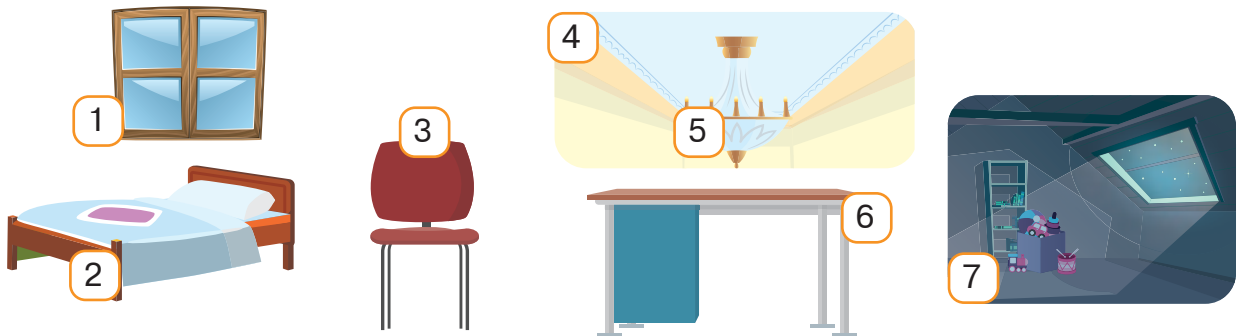
- a) A House in the Village
- b) An Unusual House
- c) A Big House



Every day hundreds of people come to see this strange house in Bukovel. What's unusual about it? It's upside down! The first room you come to is the attic. When you go upstairs, you can see tables, chairs and beds on the ceiling. When you look down, you see lights that come up from the floor.

In winter, spring, summer and autumn this house is open for people. Tourists take unusual pictures there and share with friends and family on the Internet.

2. Name the pictures. Use the words from the text.



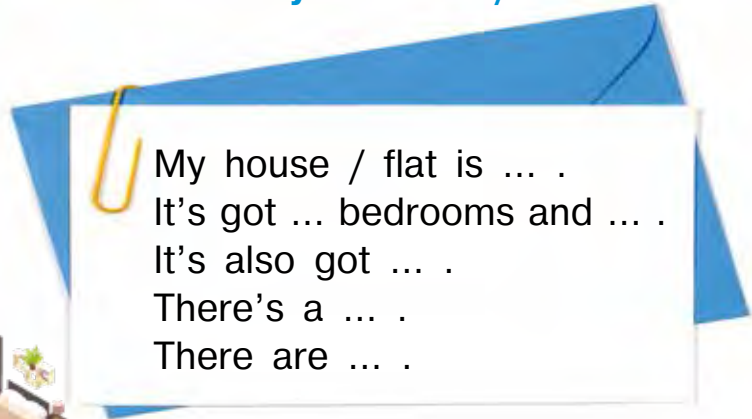
3. Read the text from exercise 1 again. Mark the sentences true (T) or false (F).

- 1. People like to visit this place.....
- 2. Tourists cannot see this house in winter.
- 3. There are no windows in this house.....
- 4. Tourists can live in the house.....
- 5. There are many lights on the ceiling.....



Writing

Write a letter to your friend. Describe your house / flat.



My house / flat is
 It's got ... bedrooms and
 It's also got
 There's a
 There are



Speaking

Ask and answer with a friend.



How big is your house?

What is there in your room?

Do you share a room with your sister or brother?

Do your friends often come to see you?

Is there a fireplace in your house?

Have you got a garden?

Do you live in a house / in a flat?

What do you like to do in your room?



HOUSES SPINNER GAME

1. Cut a small arrow from paper.
2. Stick it on the spinner.
3. Spin it and say the word quickly.

Let's Sing!



1. Listen and sing.

I need a new house.
I need a new house.
I need a new house
That's what I need.

Is there a kitchen?
Is there a kitchen?
Is there a big kitchen?
Tell me, please.

Is there a ... ?

*Do you like this house?
Do you like this house?
Do you like this house?
Tell me, please.*



Oh, how I like this house.
Oh, how I like this house.
Oh, how I like this house.
This house is surely right for me.

2. Describe the house in the picture of exercise 1. How much do you like the place you live in?



Project




1. Work in groups. Make an origami house.

1. Say:

- ♦ how many rooms there are in your house;
- ♦ what these rooms are;
- ♦ what we can see in each room.

2. Display your origami house in the classroom.



1. Listen and repeat.



train



win



prize



gym



competition

2. Listen and read.

1

You know, I'm training for the competition.



Andy! Stop, please! Why are you running so quickly?

2

Do you want to win the first prize?



Of course, I do. Join me.

3



Where do you usually train?

In the gym and in the park.

4



Bye! See you!

Wonderful! Let's meet tomorrow at 7 o'clock in the morning.

3. Choose the correct answer.

1. Andy is *running* / *jumping*.
2. The kids are *sleeping* / *talking*.
3. Andy wants to win the first *prize* / *present*.
4. Andy usually trains in the *morning* / *afternoon*.

4. Talk with a friend.

1. Do you do exercises every morning?
2. Do you train in the school gym?



1. Listen and repeat.



football

volleyball

basketball

table tennis

badminton

2. Grammar Focus.

Present Continuous

I **am** / I'm skating.
 He **is** / He's skating.
 She **is** / She's skating.
 It **is** / It's skating.
 We **are** / We're skating.
 You **are** / You're skating.
 They **are** / They're skating.

I'm **not** skiing.
 He/she/it **isn't** skiing.
 We/you/they **aren't** skiing.

Am I skating?
Is he/she/it skiing?
Are we/you/they skating or skiing?

3. Listen and answer the questions.

1. Who is skipping?
2. Who is playing table tennis?
3. Who is running with a ball?
4. Who is throwing a ball into the basket?

4. Look, say and write.

1. The boys aren't playing basketball.
They're playing football.



1



2



3




4



5



1. Listen and repeat.



2. Ask questions. Write.

1. *Is he wearing a nice tracksuit?* — Yes, he is wearing a nice tracksuit.
2. Yes. He is wearing sneakers.
3. No. She isn't talking to her coach.
4. Yes. He is scoring a goal.
5. No. They aren't kicking a ball.
6. Yes. They are clapping their hands.

3. Read, look and say.

jeans
tracksuit

Bob is wearing jeans.
He isn't wearing a tracksuit.




bicycles
horses

The men are riding _____.
The men aren't _____.



football
badminton

The girl is playing _____.
She _____.



in the gym
in the park

The boy _____.
He _____.



4. Make and write true sentences.

1. I / wear / pink socks / now
2. I / use / a blue pen / now
3. I / wear / glasses / now
4. I / sit / by the door / now
5. I / play / volleyball / now

1. Read and compare.

every day	now
She plays volleyball every day .	She is playing volleyball now.
Do they run quickly?	Are they running quickly?
He doesn't wear T-shirts.	He isn't wearing a T-shirt now.

2. Look, say and write.



now



every Saturday



at the moment



often

3. Choose the correct answer.

1. Nazar *runs / is running* every morning. He *plays / is playing* with his dog now.
2. Pete *plays / is playing* tennis every Saturday. Now he *plays / is playing* football.
3. Mary and Ann *play / are playing* basketball every Sunday. They *play / are playing* tennis now.
4. Candy *skates / is skating* every winter. She *skis / is skiing* now.

4. Work in pairs. Find five differences.



A



B


In picture A the girl is skipping. In picture B the boy is skipping.





1. Listen and repeat. Change the highlighted word and talk with a friend.

Come on, kids!
 Stand in line!
 Move up quickly.
 It's Sports Day time!
 Stretch high, stretch wide.
 Bend left, bend right.
 It's time to run.
 It's time to have fun.
 On your marks! Get! Set! Go!



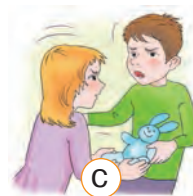
2. Grammar Focus.

Adverbs

nice — **nicely**
 quick — **quickly**

angry — **angrily**
 easy — **easily**

3. Read and match.



1. They are running quickly.
2. They are shouting angrily.
3. They are playing badly.
4. They are smiling happily.

4. Work in groups. Match and say.

Are you walking slowly? — Yes, I am.

say hello

clap your hands

close your book

stand up and sit down

dance

ask for a pencil



quickly

slowly

quietly

funnily

nicely

angrily

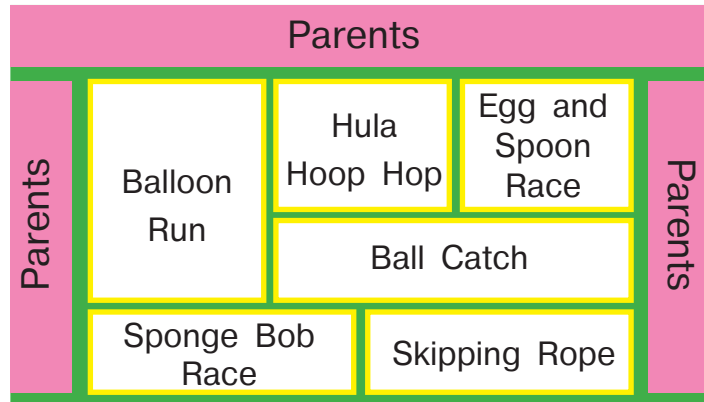




1. Listen and read.

Sports Day at Fielding Primary School

9:10	Balloon Run
9:30	Ball Catch
10:00	Hula Hoop Hop
10:30	Break
11:00	Egg and Spoon Race
11:20	Skipping Rope
11:40	SpongeBob Race
12:00	Lunch



2. Read and match.



1. We are skipping five times.
2. We are hopping from one hoop to another.
3. Look, we are running with buckets of water.
4. Look, we are running with balloons.
5. We are carrying an egg in a spoon.
6. We are kicking the ball as long as we can.



3. Read and name the winners. Write.

Welcome the winners of Hula Hoop Hop!
 Zoriana is getting the first prize!
 Amala is getting the second prize!
 Vlad is getting the third prize!
 Good for you!



4. Speak about the Sports Day in your school.



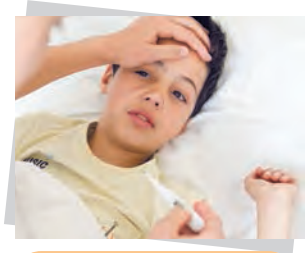
1. Listen and repeat.



cough



sneeze



temperature



runny nose

2. Listen and read. Choose the correct picture.



a




b

— Mum, can I stay at home today? I'm coughing and sneezing and I've got a runny nose.

— Hmm. Your head is hot. I think you've got a temperature. Please, go to bed.

3. Look and say. Use the words from the box.

toothache stomachache earache headache




1



2



3



4

He's got _____. She's got _____.

4. Work in pairs. Mime an illness. Guess what's wrong with your friend.

- You've got a temperature.
- No, I haven't.
- You've got a headache.
- That's right.



Listening


1. Listen and match.



2. Tick (✓) the things you do every day. Speak about your healthy habits.

wash hands	play football	
take a bath	brush hair	
wear clean clothes	eat healthy food	
wash carpets	play outside	
brush teeth	watch TV	
read a book	listen to music	

3. Read and match.



- Cover coughs and sneezes.
- Eat healthy food.
- Wash your hands regularly.
- Don't share personal things.

4. Ask your parents about their healthy habits. Use the table of exercise 2. Get ready to tell your classmates about your family's healthy habits.



Reading



1. Listen and repeat.



baseball



cricket



bat



team



2. Listen and read. Choose the correct picture.



a



b



c



d

1. My name's Alice. I live in the USA. Baseball is our favourite sport. It's a bat and ball sport. A match is between two teams. There are nine players in each team. Baseball games are great!
2. I'm Mike. I'm from the UK and I like cricket. Cricket is a very popular sport in the UK. There are eleven players in a team. Two teams play in a match. People play cricket with a ball and a bat. Cricket is my favourite sport!

3. Read and complete the sentences.

1. People in the USA play _____.
2. There are _____ players in a baseball team.
3. They play baseball with a _____ and a _____.
4. Cricket is a popular sport in _____.
5. There are _____ players in a cricket team.
6. Two _____ play in a match.

4. Answer the questions.

1. What is your favourite sport?
2. What games do you like to play?



Writing

Write about your favourite sport.

My favourite sport is _____.

It's great!

You need _____.

There are _____ teams
and there are _____ players in each team.

The players move very quickly.

I like _____ because it's _____.

It's a good exercise and it's lots of fun.



Speaking

Say what you usually do in the morning and in the evening to be healthy and strong.

Morning



make bed



take a shower



get dressed



eat breakfast



brush teeth



brush hair

Evening



ride a bike



eat dinner



take a bath



brush teeth



read a book



go to bed



Let's Play

Find and circle the words in the word search. Label the pictures.















SPORT



GAME



q	e	r	t	y	u	h	b	a	l	d
g	c	r	i	c	k	e	t	l	f	b
h	s	d	h	j	k	l	a	n	h	a
j	k	l	f	g	h	b	j	k	l	s
b	a	s	k	e	t	b	a	l	l	e
e	t	d	k	o	m	a	q	e	s	b
t	y	u	o	i	j	k	l	d	f	a
l	b	f	h	j	k	l	m	w	r	l
v	o	l	l	e	y	b	a	l	l	l
t	a	b	l	e	t	e	n	n	i	s
x	b	a	d	m	i	n	t	o	n	d











basketball

table tennis

badminton

cricket

football

volleyball

baseball

Let's Sing!



1. Listen and sing.

Let's move! We're big and small.
 Let's move! We're short and tall.
 Let's move! We're fast and slow.
 Let's move! Let's move! Let's move!

There's a sport for every sort.
 What do we like? What do we like?
 We like baseball, football and swimming,
 We like going for a hike.

We don't want to compete
 And always be number one.
 We want to stay healthy and fit,
 And have a lot of fun.



2. Say what sport you like. How do you feel after playing your favourite game?



Project




1. Make a sports poster.

1. Choose a sport.
2. Draw and write about the sport.
3. Make a sports poster.

2. Present your poster to your classmates.



My favourite sport is basketball. There are two teams. There are five players in a team. There is a coach. The players throw a ball into the basket.





1. Listen and repeat.

hearts
and stars



balls and
garlands




2. Listen and read.



- What are you doing, Amala?
- I'm making a postcard for my friend.
- Oh, really? How are you making it?
- Look, I'm drawing a Christmas Tree with crayons, cutting it and sticking it to the postcard.

3. Look and read.



4. Complete the sentences. Talk with a friend.

1. There is ... on the card to Vlad.
2. There is ... on the card to Lucas.
3. There are ... on the card to Emily.
4. There are ... on the card to Kelly.

Christmas stocking
balls and garlands
Santa Claus
hearts and stars



Lesson 2

New Year and Christmas

Listening

1. Listen and repeat.




busy



handmade



send



remember

2. Listen. Then read and choose the answer.

1. Emily usually puts ... on the fireplace before Christmas.

A



B



C



2. Vlad always decorates his Christmas tree with

A



B



C



3. Polina likes to have ... in her room on Christmas Day.

A



B



C



4. Lucas often decorates his room with pictures of

A



B



C



3. Work in groups. Prepare greeting cards from different places.



Reading

Greenland



1. Listen and read. Choose the title.

- a) Santa and His Reindeer
- b) My Christmas Presents
- c) Where Does Santa Live?



People in many countries believe that Santa Claus lives in Lapland, Finland. It is a magical land full of elves, reindeer and presents. Lapland is a good home for Santa Claus because it's cold, and full of snow all year round.

People from Norway say that Santa Claus really lives in Drobak, a town in Norway. Each year hundreds of tourists visit the Christmas House and Santa's Post Office. In November and December, the walls are full of letters and cards from children.

The people from Denmark say that Santa has a home in Greenland, and each year the children write letters to send to his secret address.



2. Read and choose the correct answer.

1. *Finland / Lapland* is the land of reindeer.
2. Santa's Post Office is full of *letters / kids*.
3. People say that Santa *lives / plays* in Greenland.

3. Where is it? Read and put a tick (✓).

	Lapland, Finland	Drobak, Norway	Greenland
Santa has a secret address in this country.			
This is a magical land full of elves.			
There is Santa's Post Office in this place.			
The walls are full of letters and cards from children.			

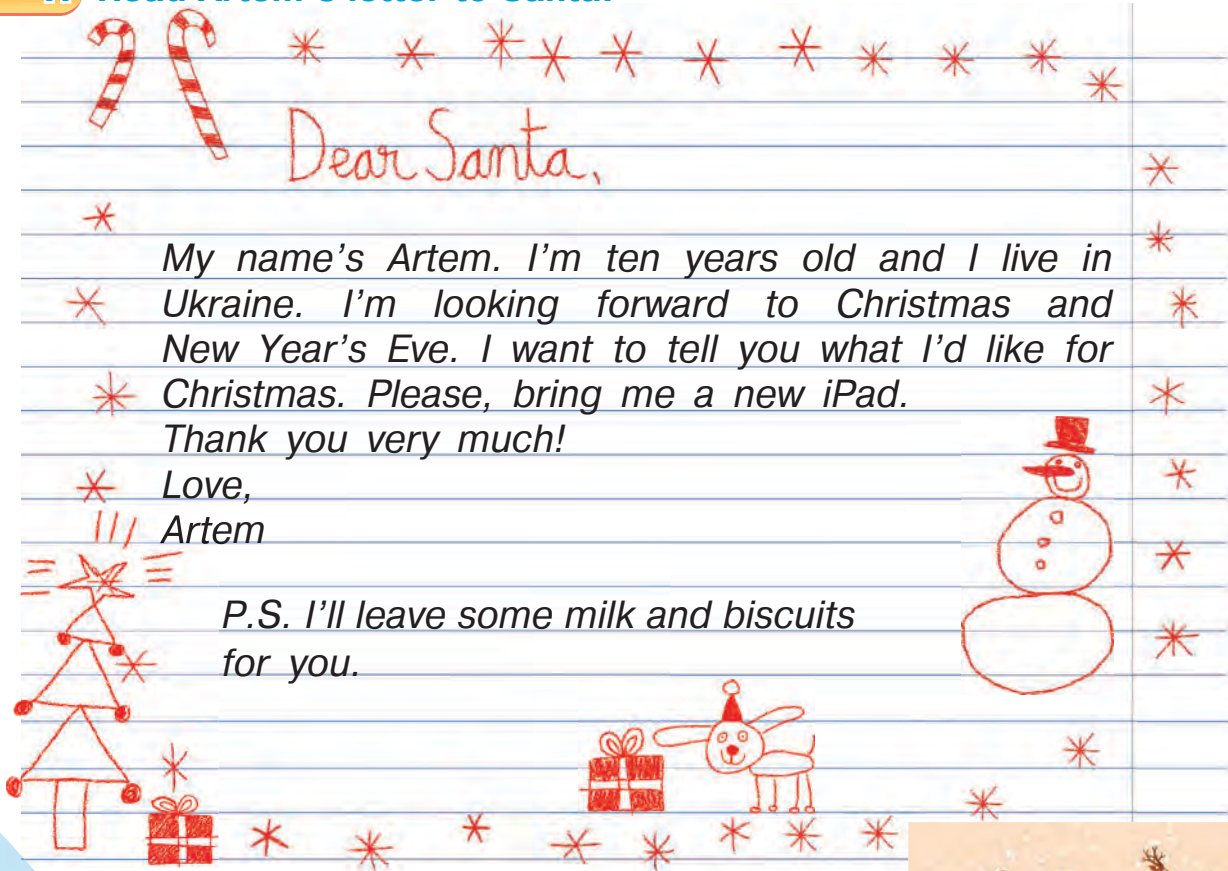


Lesson 4

New Year and Christmas

Writing

1. Read Artem's letter to Santa.



Dear Santa,

My name's Artem. I'm ten years old and I live in Ukraine. I'm looking forward to Christmas and New Year's Eve. I want to tell you what I'd like for Christmas. Please, bring me a new iPad. Thank you very much!

Love,
Artem

P.S. I'll leave some milk and biscuits for you.

The page is decorated with red drawings of candy canes, stars, a snowman, a Christmas tree, gifts, and a reindeer.



2. Write your letter to Santa Claus.

Speaking


Work in pairs. Ask and answer.

1. Do you decorate your house at Christmas?
2. What are your favourite decorations?
3. Do you send letters to your friends and relatives?
4. What places do you usually send your greetings to?
5. Do you get many postcards and letters at New Year / Christmas?
6. Who usually greets you?



Let's Play

1. Look and spot the differences.



	Picture A	Picture B
1. How many balls?		
2. How many garlands?		
3. How many stockings?		
4. How many girls?		
5. How many boys?		
6. How many presents?		

2. Look and say.

In picture A the girl is In picture B the boy is

3. Which picture is it?

In this picture there are

Project

1. Work in groups. Make a Christmas card.

1. Draw.
2. Cut out.
3. Glue.
4. Decorate.
5. Write.

2. Present your cards to other groups.



Lesson 6

New Year and Christmas

Let's Sing!



1. Listen and sing.

Happy Holidays!

Hello, reindeer!
Hello, Snowman!
Hello, Santa!
Happy holidays!



One, two, three,
Four, five, six,
Seven, eight, nine, ten!
Merry Christmas, everyone!
Let's sing it once again.

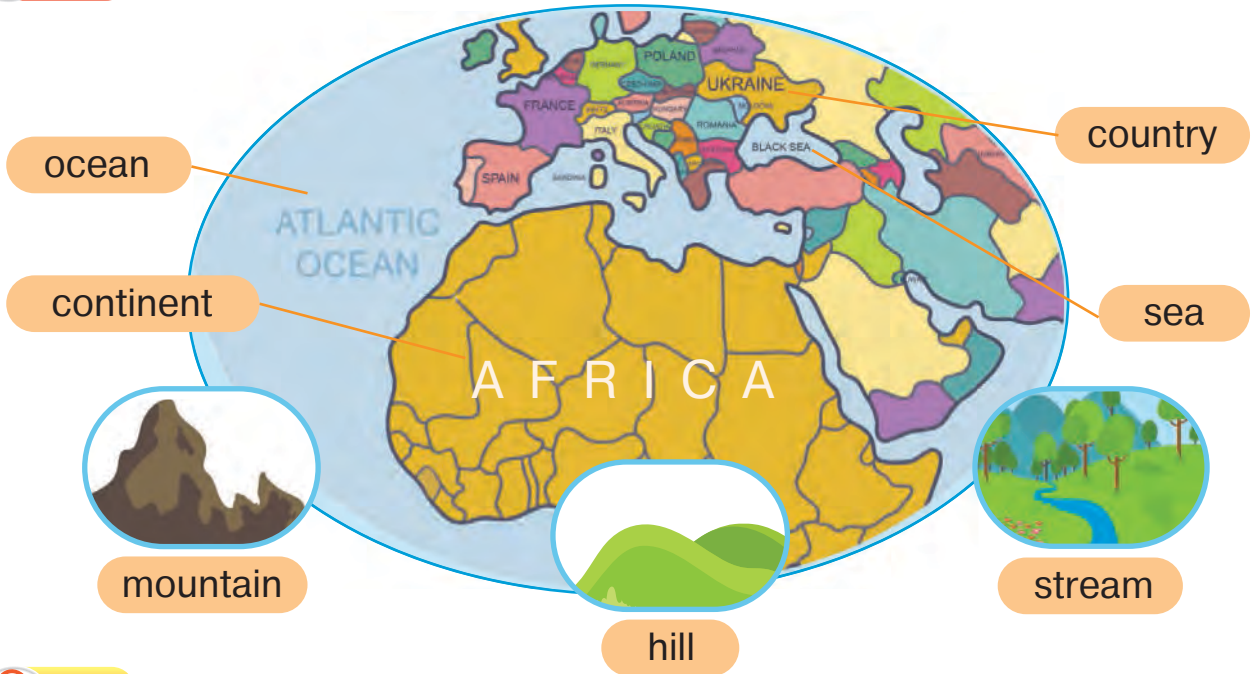
Hello, Elly!
Hello, Tom!
Hello, Zoriana and Vlad!
Happy holidays!



Eighteen, seventeen, sixteen,
Fifteen, fourteen, thirteen,
Twelve, eleven, ten!

Merry Christmas, everyone!
Let's sing it once again.

 1. Listen and repeat.



 2. Listen and read.




Look at the map, kids. This is our planet Earth. There are six continents. There are many countries. Above seven billion people live on the Earth. There are oceans and seas, mountains and hills, rivers and lakes.

The world is so big that when it is morning in one country, it is evening in another. Our country is in Europe. It is the most beautiful in the world.

3. Complete the sentences.

1. That's not a river. It's a _____.
2. That's not a mountain. It's a _____.
3. That's not a sea. It's an _____.



 1. Listen, say and point.



wide



deep



high




low

2. Grammar Focus.

Comparatives

long — longer	high — higher
large — larger	wide — wider
big — bigger	hot — hotter
dry — drier	windy — windier

- The mountain is **higher than** the hill.
- The ocean is **bigger than** the lake.
- The river is **longer than** the stream.



 3. Listen and repeat. Complete the sentences.

Rivers

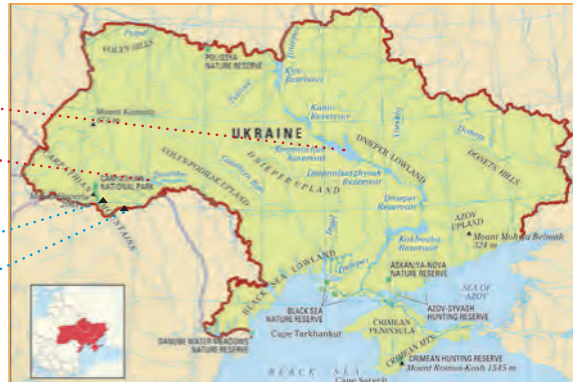
Dnieper 2,201 m

Dniester 1,362 m

Mountains

Hoverla 2,061 m

Chorna 2,022 m



- The Dnieper River is ____ (long) than the Dniester River.
- Hoverla is ____ (high) than Chorna.

4. Look and say.

- The snake is longer (long) than the lizard.
- The lizard is ____ (short) than the snake.
- The cat is ____ (big) than the mouse.
- The mouse is ____ (small) than the cat.





1. Listen, look and compare.



	How big is it?	How warm is it?	How deep is it?
Pacific Ocean	155 000 000 km ²	21°C	11,022 m
Atlantic Ocean	76 000 000 km ²	20°C	8,648 m
Indian Ocean	68 000 000 km ²	28°C	7,125 m
Arctic Ocean	14 000 000 km ²	0°C	5,450 m



2. Look and say. Write sentences.

- The Pacific Ocean / big / the Atlantic Ocean
The Pacific Ocean is bigger than the Atlantic Ocean.
- The Indian Ocean / small / the Pacific Ocean
- The Pacific Ocean / warm / the Atlantic Ocean
- The Arctic Ocean / cold / the Pacific Ocean
- The Indian Ocean / deep / the Arctic Ocean

3. Guess the riddles.

Which ocean is it?

- It is smaller than the Atlantic Ocean, but it is colder.
It's a(n) _____ Ocean.
- It is bigger and warmer than the Atlantic Ocean.
It's a(n) _____
- It's deeper and colder than the Indian Ocean.
It's _____

4. Talk with a friend. Make your own riddles.




1. Grammar Focus.

					Superlatives
long	longer	the longest	high	higher	the highest
large	larger	the largest	wide	wider	the widest
big	bigger	the biggest	deep	deeper	the deepest
dry	drier	the driest	windy	windier	the windiest

2. Mark the sentences true (T) or false (F).


- The monkey is the smallest animal.
- The tiger is the biggest animal.
- The mouse is the fastest animal.
- The tiger is faster than the monkey.
- The mouse is bigger than the monkey.



3. Listen and repeat. Read.

The World Book of Records

Mountains	Waterfalls	Rivers
Mount Everest	Khone Falls	The River Nile
8,848 metres high	10.7 km wide	6,695 kilometres long
Nepal	Laos	Central Africa



4. Listen and read.

- Everest is the highest mountain in the world. It's in Nepal.
- The longest river is in Central Africa. It's the Nile River.
- Khone Falls are the widest waterfalls in the world. They're in Laos.

5. Ask and answer.

- What's the longest river in the world? — It's the Nile.
Where is it? — In Central Africa.
- What's the highest mountain in the world?
Where is it?
- What are the widest waterfalls in the world?
Where are they?





1. Listen and repeat.
Read.



keep clean



save the planet



pollute water



recycle

Our planet Earth is amazing! Seas and oceans, forests and mountains are home to around 8.7 million species of plants and animals. People pollute water and kill animals. Help keep the planet clean and healthy. Pick up litter. Recycle water bottles, paper and glass. Save the planet! Make our world a happy home! Become a planet Hero!



pick up litter



2. Listen and read. Match.



a



a



b

① water the plants

② plant a tree

③ make a bird house



3. Listen, read and complete.

garden tree school watering bird house flowers



- The children are in the _____ garden.
- The boys are planting a _____.
- Mia and Candy are _____ the plants.
- Helen, Annie and Mary are planting the _____ with Miss Mellory.
- Tim and Mike are making a _____.
- They are cleaning the school _____.



Lesson 6

Our Wonderful World

Listening

1. Listen and repeat.



jungle



orangutan



coconut



ranger

thick

tall

2. Listen and choose the correct answer.

1. The jungle is a thick

- A forest
- B tree
- C flower

2. What season is in the jungle?

- A autumn
- B summer
- C spring

3. This is a school for

- A teachers
- B rangers
- C orangutans

4. The animals are ... now.

- A running
- B sleeping
- C climbing



5. They are eating

- A bananas
- B apples
- C coconuts

6. Who is giving them food?

- A The kids
- B The vets
- C The rangers

3. Listen again and give the correct answers. Write.



Name of the park	
Place	
Weather	
Season	
The number of animals	
Activities	
Food	



1. Listen and repeat.




travel



sail



climb



island

2. Listen and read.

Travel Around Australia!

Welcome to Australia, the smallest continent in the world.

Visit Australia Zoo and see koalas and kangaroos, crocodiles and snakes. Take photos with the emu, the biggest bird in Australia.

Sail down the river Murray, the longest river in Australia.

Climb Mount Kostiusko, the highest mountain in Australia!

Visit Sydney, the biggest city in Australia.



3. Choose the correct word.

1. We are *climbing* / *sailing* down the river.
2. They are *visiting* / *travelling* the city.
3. He is *taking photos* / *climbing* the hill.
4. She is *sailing* / *travelling* across the country.

Writing


1. Look and match.



a



b



c



d

1 the Dnieper River

2 the Snake Island

3 Hoverla

4 the Carpathian Mountains



2. Read and fill in. Use the words and word combinations from exercise 1. Write.

Welcome to _____, one of the biggest countries in Europe.

Travel across _____, the biggest mountains in Ukraine.

Climb _____, the highest mountain in the Ukrainian Carpathians!

Sail down _____, the longest river in Ukraine.

Take photos of the beautiful nature.

Visit _____, the largest in Ukraine.

TRAVEL & TOURS

TRAVEL Around Ukraine!

BOOK NOW! →



Travel Around Ukraine!

Speaking

Ask and answer. Work in small groups.

What's the biggest city in Ukraine?

What's the longest river in Ukraine?

What's the highest mountain in Ukraine?
















What's the largest island in Ukraine?

What are the highest mountains in Ukraine?



Let's Play

Play a guessing game.

The fastest animal	a monkey 	a cheetah 	a leopard 
The biggest fruit	a watermelon 	grapes 	a lemon 
The tallest animal	a tiger 	an elephant 	a giraffe 
The slowest animal	a mouse 	a cat 	a tortoise 
The smallest country	The USA 	France 	Italy 
The fastest transport	a plane 	a train 	a bike 
The biggest ocean	Indian	Atlantic	Pacific
The smallest continent	Africa	Australia	Asia
The deepest lake	Lake Svitz 60 m	Lake Yalpuh 6 m	Lake Synevyr 8 m



Make a riddle. Guess.

1. This animal is faster than a monkey, but slower than a cheetah. — It's a leopard! — Well done.
2. This fruit is bigger than grapes, but smaller than a watermelon. — It's a _____.
3. What's the smallest continent? — Australia! — Super!

Let's Sing!



1. Listen and sing.

This is our world.
This is our Earth.
This is the planet
We live on.

This is our world.
This is our home.
This is the country
We come from.



This is our world.
This is our home.
This is the country
We come from.



2. Show on the map the place where you live. How do you feel when you are far from home?



Project



1. Work in groups. Make an animal fact file.

1. Choose an animal you like.
2. Search for interesting facts about the animal:
 - ◆ continent;
 - ◆ country;
 - ◆ food.
3. Make a poster.

2. Present your fact file to other groups.

