

Нова українська школа

Тетяна Будна

# Англійська мова **ENGLISH**



Тетяна Будна

# Англійська мова

Підручник для 4 класу  
закладів загальної середньої освіти  
(з аудіосупроводом)

 БОГДАН



Зміст підручника відповідає Типовій освітній програмі, розробленій під керівництвом О.Я. Савченко, охоплює всі змістові лінії Державного стандарту початкової школи з мовно-літературної освітньої галузі (іншомовна освіта, англійська мова) та дозволяє забезпечити цілісність навчально-виховного процесу.

Чітка структуризація навчального матеріалу та апарат орієнтування сприятимуть успішному навчанню за підручником.

Видання містить яскраві живі ілюстрації, що чудово доповнюють текстовий матеріал.

Запропоновано різнопланові завдання творчого характеру, завдання на розвиток критичного мислення тощо. Усі вправи ґрунтуються на досвіді учнів та відповідають зацікавленням четвертокласників.

У кожному розділі багато уваги приділено формуванню та вдосконаленню основних мовних навичок.

Увесь навчальний матеріал, поданий в аудіододатку, озвучено носіями мови.

Завдання та вправи, запропоновані в електронному додатку, допомагають засвоєнню нових слів, висловів, граматичних конструкцій тощо.



ОСНОВНІ ТЕМИ

UNIT 1 All About Me

UNIT 2 School Life

UNIT 3 My Home

UNIT 4 Sports and Health

UNIT 5 New Year and Christmas

UNIT 6 Our Wonderful World

UNIT 7 Shops and Shopping

UNIT 8 Free Time

UNIT 9 Happy Hours

UNIT 10 Travelling

A Fairy Tale

Picture Dictionary

**Unit 1** All About Me **Lesson 1**

**1. Listen and repeat.**

Glasgow Scotland  
England London Kent

**2. Listen and read.**

1 Good morning, kids.  
2 Are you ready for the new day?  
3 Good morning, Miss Mellory. Yes, we are ready.  
4 Hi, Emily! Hello, Tom! Where are you from?  
5 I'm from Kent, in England.  
6 I'm from Glasgow, in Scotland.  
7 We're Zoriana and Vlad. You may sit here.  
8 With pleasure.

Please, welcome two new pupils: Emily and Tom.

**3. Choose the correct answer.**

- Miss Mellory is a *pupil* / a *teacher*.
- There are *one* / *two* new pupils in the class.
- Emily is from *London* / *Kent*.
- Zoriana and Vlad are from *Ukraine* / *Scotland*.

**4. Look and say.**

Britain / British  
England / English  
Scotland / Scottish  
Wales / Welsh

He's from Britain. He's British.

8 Workbook Lesson 1

**Unit 2** School Life **Lesson 1**

**1. Listen and repeat.**

bell ring inside hurry up

**2. Listen and read.**

1 It's 8.30. The bell is ringing. **SCHOOL**  
2 We're having Maths.  
3 I think, our teacher is in the classroom now. Let's go inside.  
4 Our lesson is about to start. Hurry up. I don't want to be late.

**3. Listen and repeat. Read.**

Good morning, class!  
Let's start our lesson.  
Sit down, please.  
Listen and look.  
Please, boys and girls,

Open your books.  
Look at the poster.  
Let's count. Great!  
Open your exercise books.  
Write down the date.

**4. Talk with a friend.**

— Hello. Nice to meet you.  
— Hi. Nice to meet you, too.

— Is the teacher in the classroom?  
— Yes, she is in.

18 Workbook Lesson 1



Основні теми

UNIT 1 All About Me

UNIT 2 School Life

UNIT 3 My Home

UNIT 4 Sports and Health

UNIT 5 New Year and Christmas

UNIT 6 Our Wonderful World

UNIT 7 Shops and Shopping

UNIT 8 Free Time

UNIT 9 Happy Hours


UNIT 10 Travelling

A Fairy Tale

Picture Dictionary

**Unit 3** My Home **Lesson 1**

**1. Listen and repeat.**



build floor ground floor first floor

**2. Listen and read.**

1 So big and nice!

2 Yes. We built it last year.

1 Look, this is my new house.

2 There are four on the ground floor and six on the first floor.

3 How many rooms are there?

4 On Sunday, I think.

4 When can we see it?

**3. Listen again and correct the false sentences.**

- The boy lives in his old house.
- His parents built the house last week.
- There are three floors in the house.
- The children were in the boy's house yesterday.

**4. Talk with a friend. Use the words from the box.**

old / new nice / ugly big / small tidy / messy

— Do you live in a(n) \_\_\_\_\_ house?  
 — No, my house is \_\_\_\_\_.

28 Workbook Lesson 1

**Unit 4** Sports and Health **Lesson 1**

**1. Listen and repeat.**



train win prize gym competition

**2. Listen and read.**

1 You know, I'm training for the competition.

2 Do you want to win the first prize?

1 Andy! Stop, please! Why are you running so quickly?

2 Of course, I do. Join me.

3 Where do you usually train?

4 In the gym and in the park.

4 Bye! See you!

4 Wonderful! Let's meet tomorrow at 7 o'clock in the morning.

**3. Choose the correct answer.**

- Andy is *running* / *jumping*.
- The kids are *sleeping* / *talking*.
- Andy wants to win the first *prize* / *present*.
- Andy usually trains in the *morning* / *afternoon*.

**4. Talk with a friend.**

- Do you do exercises every morning?
- Do you train in the school gym?

38 Workbook Lesson 1



ОСНОВНІ ТЕМИ

UNIT 1 All About Me

UNIT 2 School Life

UNIT 3 My Home

UNIT 4 Sports and Health

UNIT 5 New Year and Christmas

UNIT 6 Our Wonderful World

UNIT 7 Shops and Shopping

UNIT 8 Free Time

UNIT 9 Happy Hours

UNIT 10 Travelling


A Fairy Tale

Picture Dictionary


**Unit 5** New Year and Christmas **Lesson 1**

**1. Listen and repeat.**

hearts and stars      balls and garlands



**2. Listen and read.**



— What are you doing, Amala?  
 — I'm making a postcard for my friend.  
 — Oh, really? How are you making it?  
 — Look, I'm drawing a Christmas Tree with crayons, cutting it and sticking it to the postcard.

**3. Look and read.**

Dear Emily, Merry Christmas! May all your dreams come true at Christmas! Amala	Dear Vlad, Happy New Year and Merry Christmas! Amala
Dear Kelly, Have a good time at Christmas! Amala	Dear Lucas, I wish you a Merry Christmas! Amala

**4. Complete the sentences. Talk with a friend.**

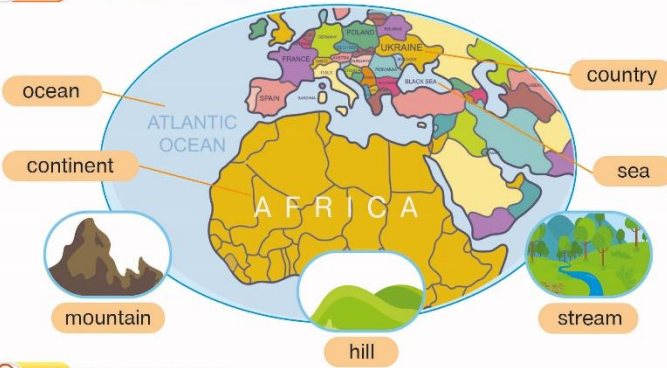
1. There is ... on the card to Vlad.  
 2. There is ... on the card to Lucas.  
 3. There are ... on the card to Emily.  
 4. There are ... on the card to Kelly.

Christmas stocking balls and garlands  
 Santa Claus hearts and stars

50 Workbook Lesson 1


**Unit 6** Our Wonderful World **Lesson 1**

**1. Listen and repeat.**



**2. Listen and read.**

planet Earth




Look at the map, kids. This is our planet Earth. There are six continents. There are many countries. Above seven billion people live on the Earth. There are oceans and seas, mountains and hills, rivers and lakes. The world is so big that when it is morning in one country, it is evening in another. Our country is in Europe. It is the most beautiful in the world.

**3. Complete the sentences.**

1. That's not a river. It's a \_\_\_\_\_.

2. That's not a mountain. It's a \_\_\_\_\_.

3. That's not a sea. It's an \_\_\_\_\_.



56 Workbook Lesson 1



ОСНОВНІ ТЕМИ

UNIT 1 All About Me

UNIT 2 School Life

UNIT 3 My Home

UNIT 4 Sports and Health

UNIT 5 New Year and Christmas

UNIT 6 Our Wonderful World

UNIT 7 Shops and Shopping

UNIT 8 Free Time

UNIT 9 Happy Hours

UNIT 10 Travelling

A Fairy Tale

Picture Dictionary

**Unit 7** Shops and Shopping **Lesson 1**

**1. Look and name the clothes in the shop. How many can you name?**

**2. Listen and read.**

**1** Hello! Hello, madam! Can I help you? I would like to try a blouse and a skirt.

**2** What colour? Red, please.

**3** I'd like a smaller size. Any problem?

**4** Does it suit me? It looks nice.

**5** How much are the blouse and the skirt? 180 hryvnias. Here you are.

**6** Thank you. Goodbye!

**3. Read again. Mark the sentences true (T) or false (F).**

- They are talking in the shop. ....
- The woman wants a new T-shirt. ....
- The skirt is bigger than the woman wants. ....
- Red is the woman's favourite colour. ....
- The woman buys nice clothes. ....

66 Workbook Lesson 1

**Unit 8** Free Time **Lesson 1**

**1. Listen and repeat.**

weekend lemur feeding time

**2. Listen and read.**

**1** No, I wasn't. I was at the zoo. Were you at home at the weekend? No, I was with my aunt and uncle.

**2** That's a nice photo. We were in the lemur house. Were they with your parents? Yes, they were. Were they funny? Yes, they were.

**3** Were you near the crocodiles? Yes, we were. Was it cold in the lemur house? No, it was warm and sunny. Were they hungry? Yes, it was feeding time.

**3. Ask and answer.**

- Where were you last weekend?
- Were you there with your friends?
- Was the place interesting?
- Was the day warm?

76 Workbook Lesson 1



ОСНОВНІ ТЕМИ

UNIT 1 All About Me

UNIT 2 School Life

UNIT 3 My Home

UNIT 4 Sports and Health

UNIT 5 New Year and Christmas

UNIT 6 Our Wonderful World

UNIT 7 Shops and Shopping

UNIT 8 Free Time

UNIT 9 Happy Hours

UNIT 10 Travelling

A Fairy Tale

Picture Dictionary

**Unit 9** Happy Hours **Lesson 1**




**1. Listen and repeat.**

I'm bored. Me too.  
 Let's paint a picture. No, thanks, I don't like painting.  
 OK. Let's watch a cartoon. Good idea.  
 I like cartoons. Me too!

**2. Talk with a friend.**


Let's play a computer game.  — Good idea.  
 Let's go to the park.  — No, thanks. It's cold.  
 Let's play a board game.   
 Let's watch a cartoon.   
 Let's read a book.

**3. Read and find the correct picture.**  
 What book is it from?

a  b  c 

1. The boy's name is Harry. He likes magic. His friends always help him.  
 2. Ariel lives in the sea. Her father is King Triton. Ariel doesn't like the sea life.  
 3. A young boy lives with the family of wolves in the jungle. He is strong and brave.

**4. Name two books you would like to read.**

86  Workbook Lesson 1

**Unit 10** Travelling **Lesson 1**

**1. Listen and repeat.**

west north east  
 south  
 by bus by car

**2. Listen and read.**

1 We're going to Lutsk tomorrow.  
 Where is it? It's in the north of our country.

2 Hooray! Are we going by car?  
 No, we are going to take a bus. Great!

3 What are we going to see there?  
 I think, the Lubart's Castle.

4 I'm so glad. I'm going to tell Candy this wonderful news.

**3. Look at the map and talk with a friend.**

— We're going to \_\_\_\_\_.  
 — Where is it?  
 — It's in the \_\_\_\_\_ of our country.

94  Workbook Lesson 1



Основні теми

UNIT 1 All About Me

UNIT 2 School Life

UNIT 3 My Home

UNIT 4 Sports and Health

UNIT 5 New Year and Christmas

UNIT 6 Our Wonderful World

UNIT 7 Shops and Shopping

UNIT 8 Free Time

UNIT 9 Happy Hours


UNIT 10 Travelling

A Fairy Tale

Picture Dictionary


A Fairy Tale

The Ants' Mushroom  
after Anatolii Hryhoruk



Once there was Anti the Ant. He lived in the forest with his big family. All the ants were always busy. They worked all day and all night. They made their house of sticks and grass.

One morning Anti went out to look for food. The day was cloudy and the grass was wet after the rain. Anti slipped<sup>1</sup>, fell<sup>2</sup> down and hurt his leg. Suddenly he saw a big mushroom near his feet.



<sup>1</sup> slip — посковзнутися  
<sup>2</sup> fall — fell — впасти

A Fairy Tale  
Activities

1. What's in the pictures? Name the words.



2. Choose the best answer.

1. What was the weather like that day?  
A. Sunny  
B. Rainy  
C. Grey

2. Who helped Anti the Ant?  
A. The ants  
B. The beetles  
C. The frogs

3. What did Anti the Ant see in the forest one day?  
A. A tree  
B. A mushroom  
C. A flower



3. Complete the sentences.

- Anti the Ant lived in the \_\_\_\_\_.
- Every day Anti looked for \_\_\_\_\_.
- Anti and Peter couldn't lift the \_\_\_\_\_.
- The ants took the mushroom \_\_\_\_\_.
- In the evening they cooked a tasty \_\_\_\_\_.

4. Answer the questions.

- What did Anti the Ant do one day?
- Why couldn't he carry the mushroom?
- What happened to the mushroom?

5. Discuss.

- Have you got a big family?
- How many friends have you got?
- Do you often help each other?



Основні теми

UNIT 1 All About Me

UNIT 2 School Life

UNIT 3 My Home

UNIT 4 Sports and Health

UNIT 5 New Year and Christmas

UNIT 6 Our Wonderful World

UNIT 7 Shops and Shopping

UNIT 8 Free Time

UNIT 9 Happy Hours

UNIT 10 Travelling

A Fairy Tale

Picture Dictionary

Словник у малюнках

**PICTURE DICTIONARY**

**UNIT 1 All About Me**

	Scotland		village		India
	England		hopscotch/nondi		bell
	Kent		nondi		ring
	inside		car mechanic		nurse
	hurry up		actress		
	taxi driver		programmer		manager
	policeman		artist		

**UNIT 2 School Life**

	bookmark		sticky notes		flash drive
	paper clip		highlighter		scissors
	break		keep clean		
	lose		text		throw rubbish
	noise				

**UNIT 3 My Home**

**UNIT 4 Sports and Health**

	football		volleyball		basketball		table tennis
	coach		kick a ball		fans		
	badminton		tracksuit		sneakers		score a goal
	cough		sneeze		temperature		runny nose
	baseball		cricket		bat		team
	competition						

**UNIT 5 New Year and Christmas**

	busy		handmade		send		remember
--	------	--	----------	--	------	--	----------



Путівник підручником

• зорове сприймання

• писемна взаємодія

• писемне висловлювання

• сприймання на слух

• усна взаємодія

• онлайн взаємодія

**Unit 4 Sports and Health**

**Lesson 7**

1. Listen and repeat.

2. Listen and read. Choose the correct picture.

3. Look and say. Use the words from the box.

4. Work in pairs. Mime an illness. Guess what's wrong with your friend.

**Lesson 8**

**Hygiene Basics**

1. Listen and match.

2. Tick (✓) the things you do every day.

3. Read and match.

4. Ask your parents about their healthy habits.

**Unit 4 Sports and Health**

**Lesson 8**

1. Listen and repeat.

2. Ask questions. Write.

3. Read and compare.

**Lesson 9**

1. Read and compare.

2. Look, say and write.

3. Choose the correct answer.

4. Work in pairs. Find five differences.

**Unit 1 All About Me**

**Lesson 5**

1. Listen and repeat. Match.

2. Look and say.

**Lesson 6**

1. Listen and repeat.

2. Listen and choose the correct picture.

3. Listen again and choose the correct answer.

4. Mark the sentences true (T) or false (F).

**Lesson 8**

**Writing**

Complete the letter with the missing words.

Hi Antony,  
How are you?  
I'm \_\_\_\_\_ because it's Children's Day today. We don't have lessons in the \_\_\_\_\_. We listen to the stories in the \_\_\_\_\_ and watch a funny \_\_\_\_\_ in the school hall. I like this day because I can wear my favourite pink \_\_\_\_\_ and green jeans. What holidays do you have in your \_\_\_\_\_?  
Love,  
Mia

**Speaking**

Read and match. Ask questions and give answers.

1. What's your teacher's name?	A Science.
2. What's your favourite lesson?	B A lunchbox and a pencil case.
3. What is there on your desk?	C Miss Mello.
4. What have you got in your bag?	D Play game.
5. Where do you have lunch?	E In the cafe.
6. What do you do in the school playground?	F Children's.
7. What do you do in the PE lessons?	G The scissors and a flash drive.
8. What day is special in your school?	H Run and jump.

**Lesson 5**

**Happy Hours**

1. Listen and repeat the words. Read the text and choose the best title.

2. Choose the correct variant.

3. Read the text of exercise 1 again and speak about an old Ukrainian tradition.

4. Ask and answer.

1. Do you like Easter?  
2. Can you make Easter baskets?  
3. Did you dye or paint eggs last Easter?  
4. Did you play an Easter egg hunt with your friends or family?



Підручник містить чіткий зміст та систему умовних позначень.

Апарат орієнтування підручником використовується системно і раціонально.

У колонтитулах вказані назва та номер розділу, а також номер уроку. Номери вправ та умови завдань чітко виокремлені, що дає змогу учню/учениці легко орієнтуватися на сторінці підручника.

### CONTENTS

Vocabulary	Speech Structures	Grammar	Skills
<b>HELLO, FRIENDS! pp. 6-7</b>			
<b>UNIT 1 ALL ABOUT ME pp. 8-17</b>			
Greetings Names Countries Nationalities Things Jobs	I am... He/She/It is... We/You/They are... This is... These are... I/we/you/they've got... He/She's got... He's/She's a/an... The girl's granny... The boys' uncle is... Who is a vet? What does he/she do?	the verb 'to be' 'a/an' with jobs 's for possession the verb 'to have'	Listening: identifying the people, things, objects Reading: words; short stories Speaking: greeting and introducing; naming the things; asking and answering about name, age, country, family and jobs Writing: a personal poster
<b>UNIT 2 SCHOOL LIFE pp. 18-27</b>			
Subjects School things Days of the week Action verbs in the lessons Classroom language School rules School event Adjectives	Let's start our lesson. May I come in? Excuse me... I really like... What's your favourite subject? I like... I don't like... Do you like ... ?	modal verb 'may' Present Simple for routine actions	Listening: identifying the correct phrase, correct statement Reading: words and descriptive texts Speaking: telling about school; the lessons Writing: a letter about a school event; a school rules list
<b>UNIT 3 MY HOME pp. 28-37</b>			
Types of houses Rooms Things in the house and in the flat Furniture	This is a house. These are women. There is a ... in the flat. There are some ... in the house. There isn't / aren't	cardinal numerals There is/are basic prepositions of place	Listening: identifying the place; listening for the specific information Reading: words; phrases; short descriptive texts Speaking: asking and answering about houses

### Умовні позначення:



– **Listen.** Слухай.



– **Write.** Напиши.



– **Sing.** Співай.



– **Make.** Виготуй.



– **Game.** Гра.



– **Workbook.** Робочий зошит.  
**Multimedia app.**  
Мультимедійний додаток.

## Unit 1

### All About Me

### Lesson 7

#### Reading

#### 1. Listen and read.



Hi, I'm Amy. I'm nine years old and I'm from England. This is my tortoise Flippy. I haven't got any brothers or sisters, but I've got a lot of friends! My best friends are Pete, Lucas and Polina.



Hi there! I'm Pete. I'm ten years old and I'm from Wales. My hobby is football. Nick and Paul are my best friends. We are in the same class. We play football together.



Hello, I'm Polina. I'm twelve. I'm from Spain. I've got two sisters. We've got a dog. Its name is Buddy. Now I'm in the park with Buddy.



Hello, I'm Lucas. I'm eleven years old. I'm from Poland, but I'm at school in England. I've got a brother and a sister. This is my scooter. It's really cool!

#### 2. Tick (✓) the correct answer.

	Amy	Pete	Lucas	Polina
1. Who is from Spain?				
2. Who likes football?				
3. Who has got a tortoise?				
4. Who is eleven years old?				

#### 3. Correct the wrong sentences. Write.

*Amy is ten. — No, Amy isn't ten. She is nine.*

- Amy has got a big family.
- Pete likes to ride a scooter.
- Lucas is ten years old.
- Polina is at school now.



Кожен розділ складається з 10–12 уроків.

Розділ містить різні типи завдань і передбачає ігрові, творчі, проєктні форми роботи для розвитку всіх необхідних мовленнєвих умінь та перевірки рівня базових мовних навичок.


Останній урок розділу — підсумковий.

Lesson 6

Shops and Shopping

Listening

1. Listen and name the things in the picture.



2. Choose the correct answer.

- Minty lives with a family in Finland / in England.
- Minty goes shopping every day / every Monday.
- Minty looks for the fish / backpacks in the market.
- Minty eats one / twelve small fish.
- Minty buys small fish for an old woman / her family.

3. Look, choose and complete the sentences.

Minty likes \_\_\_\_\_.  
She takes \_\_\_\_\_.  
She buys \_\_\_\_\_.  
Minty's family \_\_\_\_\_.

fish      meat  
backpack      thanks  
bag      claps  
fish      box

4. Work in groups. Play a game "What's in Your Trolley?".



Do you buy ... ?

Yes, I do. / No, I don't.

How much is it?

It's ...

Have you got any ... in your trolley?

Yes, I have. / No, I haven't.

Unit 7

Shops and Shopping

Lesson 7

Reading

1. Listen and read.

Hi, I'm Katia. Here I am at the supermarket with my mum Ivanna. Mum loves supermarkets and I like them, too.

There are many different things there. I like grapes and orange juice. Mum likes apples and coke. For breakfast we like milk because it's very important for our bones! And you, do you like milk?

I like yoghurts. Mum also likes vegetables: cabbages and carrots. I don't like onions and mum doesn't like onions, either.

Do you like fish? I prefer fish to meat.

By the way, do you like shopping? What do you like doing?



2. Choose the correct answer.

- |  |  |
|--|--|
| 1. Where is Katia?<br>A At home.<br>B In the street.<br>C In the shop.                                 | 3. What does Ivanna like?<br>A Yoghurt, apples and coke.<br>B Apples and coke.<br>C Coke, apples and onions. |
| 2. What does Katia like?<br>A Carrots and onions.<br>B Orange juice and yoghurt.<br>C Grapes and meat. | 4. Why do they drink milk?<br>A It's important for bones.<br>B It's tasty.<br>C It's not expensive.          |

3. Ask your parents and teachers. Then report.

- Do you like shopping?
- Where do you like to shop?
- What things do you like to buy?

My parents like shopping. They like...  
My English teacher...



Введення нового матеріалу здійснюється через використання міжпредметних зв'язків та інтеграцію матеріалу таких освітніх галузей, як мовно-літературна (читання текстів та віршів, розігрування діалогів), математична (порівняння цін у магазині, вивчення розмірів географічних об'єктів), природнича (тема «Природа і захист навколишнього середовища»), технологічна (уроки-проекти), інформатична (робота з мультимедійним додатком), здоров'язбережувальна (тема «Спорт і здоров'я»), громадянська (теми «Усе про мене» і «Подорожі») та мистецька (теми «Щасливі години», «Мій вільний час» і «Шкільне життя»), (використання пісенного матеріалу).

### Lesson 10

### My Home

#### Let's Sing!

#### 1. Listen and sing.

I need a new house. Is there a kitchen?  
I need a new house. Is there a kitchen?  
I need a new house. Is there a big kitchen?  
That's what I need. Tell me, please.

Do you like this house?  
Do you like this house?  
Do you like this house?  
Tell me, please.



Oh, how I like this house.  
Oh, how I like this house.  
Oh, how I like this house.  
This house is surely right for me.

#### 2. Describe the house in the picture of exercise 1. How much do you like the place you live in?




#### Project

#### 1. Work in groups. Make an origami house.

- Say:
  - how many rooms there are in your house;
  - what these rooms are;
  - what we can see in each room.

#### 2. Display your origami house in the classroom.



### Lesson 10

### Family Ties

#### Project

#### 1. Make a family tree booklet.



#### 2. Show and say.

This is my mum Anna.  
She's tall and slim.  
She's thirty-two.  
My mum likes music.  
She plays the drums.  
I love my mum.



## Структура уроку

Вивчення нової лексики  
за допомогою  
ілюстративного  
матеріалу

 **1. Listen and repeat.**

 bookmark    sticky notes    flash drive    paper clip    highlighter    scissors

 **1. Listen and repeat.**

 customer    pack    shop assistant    trolley    shopping bag



Тренування  
і відтворення  
матеріалу



1. Listen and repeat. Look and say.



cottage




hut



villa



block of flats




skyscraper

They live in a new cottage.



1. Listen and repeat. Change the highlighted word and talk with a friend.

Come on, kids!  
Stand in line!  
Move up quickly.  
It's Sports Day time!  
Stretch high, stretch wide.  
Bend left, bend right.  
It's time to **run**.  
It's time to have fun.  
On your marks! Get! Set! Go!





# Мовленнєва гра

**4. Work in groups. Play a game "School Things".**  
Say what you've got in your schoolbag.

**4. Work in groups. Play a miming game.**

Hop like a bunny.

Spin like an egg.

Paint an egg.

Hide eggs.

Run like a chick.

**Unit 7**
**Shops and Shopping**
**Lesson 9**

**Let's Play**  
Roll a dice.  
Move and name the food you buy.  
Say how much it costs.

Lost your list. Miss a turn	180 ₴ 	80 ₴ 	95 ₴ 	Met your friend. Miss a turn		
110 ₴ 	<h2 style="color: red; font-size: 2em;">LET'S GO SHOPPING!</h2> <p><b>SUPERMARKET</b></p>			90 ₴ 		
360 ₴ 				20 ₴ 		70 ₴ 
120 ₴ 				160 ₴ 		25 ₴ 
40 ₴ 				60 ₴ 		50 ₴ 
25 ₴ 				40 ₴ 		30 ₴ 
				Forgot your purse. Play again	80 ₴ 	40 ₴ 



## Робота в парах і групах

### 3. Look. Ask and answer.

What floor does Ann live on? — She lives on the fourth floor.



### 4. Listen and read. Change the highlighted word and talk with a friend.



- Please, be quiet.
- I'm sorry, I dropped my pencil case.
- It's OK. Please, pick it up.



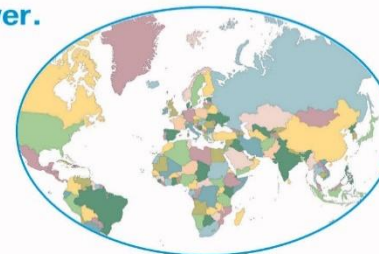
### 3. Work in small groups. Ask and answer.

Why have you got an apple?

I'm going to eat it.

I'm going to give it to my teacher.

I'm going to cook it.



### 3. Tick (✓) the correct box. Talk with a friend.

Where can we buy a guinea pig? — In the pet shop.

	market	pharmacy	grocery	pet shop
guinea pig				✓
boots				
shampoo				
bread				
presents				

Вправи на формування вмінь діалогічного мовлення

5. Talk with a friend. Ask and answer.

- What do you want to be?
- I want to be a dentist.
- What does Sally want to be?
- She wants to be a vet.

Speaking

Ask and answer with a friend.



How big is your house?

What is there in your room?

Do you share a room with your sister or brother?

Do your friends often come to see you?

Is there a fireplace in your house?

Have you got a garden?

Do you live in a house / in a flat?

What do you like to do in your room?



2. Listen and read. Talk with a teacher.

classmate

borrow

Yes, you may.

Excuse me, I haven't got a crayon. May I borrow one from my classmate?



2. Talk with a friend.

- Let's play a computer game.  — Good idea.
- Let's go to the park.  — No, thanks. It's cold.
- Let's play a board game.
- Let's watch a cartoon.
- Let's read a book.

Вправи на  
формування вмінь  
аудіювання  
та читання

2. Listen and repeat. Look and read.

make — made    find — found    blow — blew

I **made** a wish and **blew** out the candles on my birthday cake.

**Did** you **find** a coin in the cake? — Yes, I **did**. I **was** happy.



3. Listen and tick (✓) the answer.

What country is the tradition from?	Ukraine	India	China	England	Argentina
pull on the ears					
give out chocolates					
blow out the candles					
bake a cake with coins					
eat noodles					
wear colourful clothes to school					

1. Listen and read.

1 The Good Dinosaur

Arlo is a good dinosaur. He is kind. Arlo meets a friend and gives him a name Spot. They help each other. In this story the dinosaurs never die out<sup>1</sup>.



2 The Green Lanterns<sup>2</sup>

The Green Lanterns are brave and clever. They are the Space Police<sup>3</sup>. They have a magical lantern and a ring<sup>4</sup>. They fight Red Lanterns.



3 Batman

Batman is a superhero. Batman lives in the city of Gotham. He has got a car — “the Batmobile”, a motorcycle — “the Bat-Pod” and a special belt<sup>5</sup>. He’s quick.



4 Moana

Moana lives on the island in the Pacific Ocean. She saves the people of her island and becomes the chief<sup>6</sup>.



2. Read and help to choose the cartoon.

- Dan, 9 I like to watch cartoons about space heroes.
- Alice, 10 My favourite cartoons are about kind animals.
- Sally, 11 I live in a village in the mountains. I like to watch films about the life on the islands.

3. Read and guess the cartoon.

- My favourite cartoon is about a superhero who has a special belt. He helps people. He is brave.
- Last Friday my friend Pete and I watched a cartoon about two friends who lived on Earth many years ago.
- On Sunday we watched cartoons in the cinema. I liked how the space policemen saved people.



Робота  
з граматичним  
матеріалом

3. Grammar Focus.

Past Simple. Regular verbs

+ We <b>visited</b> a museum. - We <b>didn't study</b> at school. ? <b>Did</b> you <b>walk</b> to the museum? — Yes, we <b>did</b> . ? <b>Did</b> you <b>travel</b> alone? — No, we <b>didn't</b> .	look — looked like — liked study — studied
---	--

4. Grammar Focus.

There is. There are

**There is** a bedroom in my flat.  
**There are** two bedrooms in my house.  
**There is no** sitting room in my flat.  
**There are no** halls in my house.

5. Help Candy tell the story about her house. Fill in *is* or *are*.

1. There \_\_\_\_\_ two bedrooms in the house.
2. There \_\_\_\_\_ three doors in the hall.
3. There \_\_\_\_\_ no windows in the hall.
4. There \_\_\_\_\_ a kitchen in the house.
5. There \_\_\_\_\_ a sitting room in the house.
6. There \_\_\_\_\_ a big bathroom in the house.
7. There \_\_\_\_\_ a lot of windows in the house.

2. Grammar Focus.

Be: Present Simple

+	-	?	
I <b>am</b> /'m	I <b>am not</b> /'m not	<b>Am</b> I ... ?	Yes, I <b>am</b> . No, I <b>am not</b> .
He She <b>is</b> /'s It	He She <b>is not</b> /'s not	he ... ? <b>Is</b> she ... ? it ... ?	Yes, he <b>is</b> . No, he <b>is not</b> / <b>isn't</b> .
We You <b>are</b> /'re They	We You <b>are not</b> /'re not	<b>Are</b> we ... ? you ... ? they ... ?	Yes, we <b>are</b> . No, we <b>are</b> <b>not/aren't</b> .

3. Fill in *am*, *is* or *are*.

1. I \_\_\_\_\_ from Ukraine.
2. These \_\_\_\_\_ my friends Max and Artem.
3. My friend Annie \_\_\_\_\_ from Oxford.
4. \_\_\_\_\_ Oxford in England? — Yes, it \_\_\_\_\_.
5. \_\_\_\_\_ she nine years old? —  
No, she \_\_\_\_\_ not. She \_\_\_\_\_ eight.

Гра на повторення вивченого матеріалу

Let's Play

Throw a dice. Move. Name the thing.  
This is a...  
These are...

Let's Play

Find and circle the words in the word search. Label the pictures.

**TRAVEL**

q	r	e	y	t	u	i	l	g	v
e	a	s	b	n	m	h	b	a	b
n	b	f	p	t	r	n	o	t	r
q	d	w	l	r	a	w	a	o	m
h	t	r	a	i	n	d	t	c	y
k	l	c	n	l	x	s	l	j	o
b	i	k	e	a	k	l	h	b	s
u	l	f	a	v	z	s	c	q	f
s	f	g	h	m	n	r	a	h	g
h	s	c	o	o	t	e	r	e	w

walk scooter plane  
 bike bus train  
 car boat





# Проектна робота

**Project**

**1. Work in groups. Make a country fact file.**

1. Choose a country you are going to visit.
2. Search for interesting facts about the country:
  - location;
  - capital;
  - flag;
  - places to visit;
  - language;
  - people;
  - dishes.
3. Make a poster.

**2. Present your fact file to other groups.**

**Project**

**1. Work in groups. Make a poster "School Timetable".**

1. Write the days of the week and the names of your lessons.
2. Colour, cut out and glue.

**2. Present your poster to other groups.**

**Project**

**1. Work in groups. Make an Easter pop-up card.**

1. Draw pictures.
2. Colour.
3. Cut out.
4. Glue.

**2. Present your cards to other groups.**

**Project**

**1. Make a sports poster.**

1. Choose a sport.
2. Draw and write about the sport.
3. Make a sports poster.

**2. Present your poster to your classmates.**

My favourite sport is basketball. There are two teams. There are five players in a team. There is a coach. The players throw a ball into the basket.

**Project**

**1. Work in groups. Make an animal fact file.**

1. Choose an animal you like.
2. Search for interesting facts about the animal:
  - continent;
  - country;
  - food.
3. Make a poster.

**2. Present your fact file to other groups.**



## Мультимедійний додаток та аудіододаток

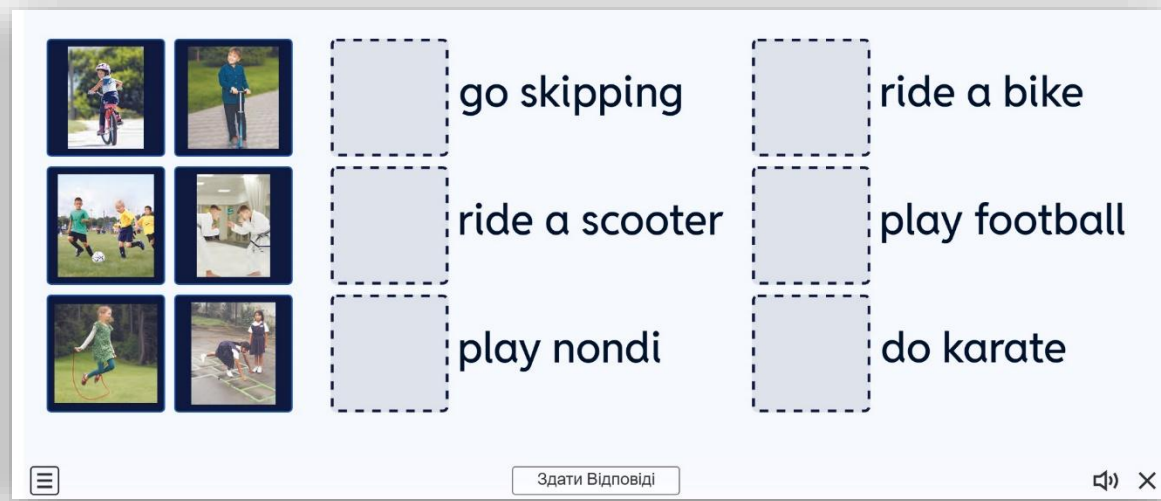


У додатку представлені аудіозаписи до всіх вправ підручника, цікаві інтерактивні завдання, ігри тощо.

Увесь аудіоматеріал озвучено носіями мови.

Завдання та вправи, подані в електронному додатку, допомагають засвоєнню нових слів, висловів, граматичних конструкцій.

## Електронний додаток



Interactive activity with images and text boxes. The images show a person riding a bicycle, a person on a scooter, a group of children playing football, a person playing nandi, a person doing karate, and a person playing a board game. The text boxes are for the following activities:

- go skipping
- ride a bike
- ride a scooter
- play football
- play nondi
- do karate

Здати Відповіді

Lesson 4 All about me

### What does Sally want to be?



Здати Відповіді

4:01 1 з 6

pen bookmark flash drive

Excuse, me. I haven't got a  in my book.

Здати Відповіді

0:14 ✓ 0

Greg bought some pencils and pens at the bakery.

True False

1 з 6



# Робочий зошит

Містить творчі вправи, малюнки, різноманітні завдання для індивідуальної, групової, диференційованої роботи.

Англійська мова  
**ENGLISH**  
workbook

4 клас

До підручника Т.Б. Будної

Lesson 1 All About Me Unit 1

1. Fill in the missing letters.

Gl\_sgow      Scotl\_nd  
Engl\_nd      K\_nt  
L\_ndon

2. Read. Number the sentences.

— Yes, we are ready.  
 — Good morning, Miss Mellory.  
 — Are you ready for the lesson?  
 — Good morning, kids.

3. Circle the correct answer. Match.

1. Tim *is / are* a pupil.

2. Mary and Sally *is / are* friends.

3. *Is / Are* you a teacher?  
— No, I *is / am* not. I *am / are* a doctor.

4. They *is / are* ready for the lesson.

3

Unit 1 All About Me Lesson 2

1. Label the pictures.

2. Complete and match.

1. He is from Ukraine.  
He is *Ukrainian*.

2. She is from Britain.  
She is \_\_\_\_\_.

3. They are from England.  
They are \_\_\_\_\_.

4. You are from Wales.  
You are \_\_\_\_\_.

3. Fill in *am, is or are*.

1. My friends Pete and Mike. Sam \_\_\_\_\_ my brother.

2. Polina \_\_\_\_\_ my sister. Kate \_\_\_\_\_ my cousin.

3. Miss Mellory \_\_\_\_\_ our teacher.  
She \_\_\_\_\_ kind.

4. Kate \_\_\_\_\_ my classmate.  
She \_\_\_\_\_ funny.

4

Lesson 3 All About Me Unit 1

1. Unscramble, match and write.

opchsocth      iWlaeg      ndlia      ritBain

2. Read and fill in.

Scotland      name      website      play      two

Hello, I'm Cindy.  
Welcome to my \_\_\_\_\_.  
I'm nine years old and I'm from Dundee in \_\_\_\_\_. I haven't got any brothers but I have got \_\_\_\_\_ sisters, Kelly and Alice. I've got a friend. His name is Mike. We \_\_\_\_\_ tennis together.

3. Mark the sentences true (T) or false (F).

1. This is Kelly's website.

2. The girl is ten years old.

3. Cindy is from England.

4. Mike is Cindy's friend.

5





# Картки для розвитку усного мовлення

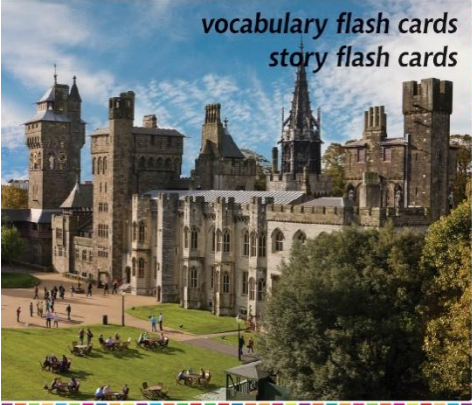
Нова українська школа

ІНШОМОВНА ОСВІТНЯ ГАЛУЗЬ

## Англійська мова

# ENGLISH

vocabulary flash cards  
story flash cards



**teacher's set**

Пропонований комплект навчально-дидактичного матеріалу стане незамінним помічником для вчителів Нової української школи. Він допоможе збагатити словниковий запас, розвинути зв'язне мовлення учнів, урізноманітнити і поживить навчальний процес. Посібник містить малюнки до лексичного матеріалу, який вивчається у четвертому класі.

Картки із сюжетними малюнками сприятимуть легкому й швидкому вивченню нового матеріалу та розвитку й формуванню навичок спілкування англійською мовою. Для вчителів англійської мови, учнів четвертого класу та їхніх батьків.

Відповідає Державному стандарту початкової освіти та типовим освітнім програмам.

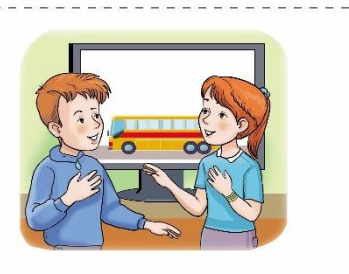



До чинних підручників

# 4 клас

“КНИГА ПОШТОЮ” А/С 529  
м. Тернопіль, 46028  
т. (0352) 519737  
(067) 3501870, (066) 7271782  
mail@bobdan-books.com





м. Тернопіль, тиф. (0352) 520607, 520548  
office@bobdan-books.com  
м. Київ, тиф. (044) 2688066, (098) 8083278, nk-bogdan@ukr.net  
Гуртові продажі: (0352) 430046, (050) 3384020  
www.bobdan-books.com, www.bobdan-digital.com

2 005000 018145



# Лексичні картки

			
keep clean	break	inside	hurry up
			
floor	ground floor	first floor	hut

	
gym	competition
	
win	prize

Нова українська школа

ІНШОМОВНА ОСВІТНЯ ГАЛУЗЬ

## Англійська мова

# ENGLISH

vocabulary flash cards  
story flash cards

**teacher's set**

Пропонований комплект научно-дидактичного матеріалу стане незамінним помічником для вчителя Нової української школи. Він допоможе збагатити словниковий запас, розвинути зв'язне мовлення учнів, урізноманітнить і поживить навчальний процес. Посібник містить малюнки до лексичного матеріалу, який вивчається у четвертому класі.

Картки із сюжетними малюнками сприятимуть легкому й швидкому вивченню нового матеріалу та розвитку й формуванню навичок спілкування англійською мовою. Для вчителя англійської мови, учнів четвертого класу та їхніх батьків.

Відповідає Державному стандарту початкової освіти та типовим освітнім програмам.

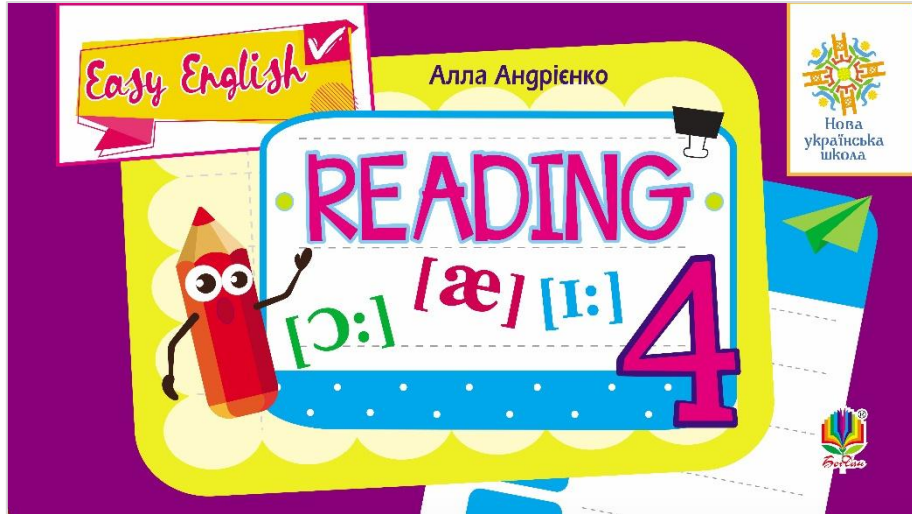
До чинних підручників

# 4 клас

«КНИГА ПОШТОЮ» АС 829  
м. Тернопіль, 46008  
т. (0332) 519797  
office@bohdan-books.com  
m. Київ, т.ф. (044) 294906, (044) 8083278, nk-bohdan@ukr.net  
Гуртовий продаж: (0332) 430046, (040) 3384620  
www.bohdan-books.com, www.bohdan-digital.com

2 005000 018145

## Картки для навчання читання



Прочитай. Обведи правильну відповідь.

Card № 16

### Helen's Party

Richard and Helen are dancing. Eric and Barbara are sitting at the table. They are drinking orange juice. There is a big cake with candles on the table. Helen is ten today.

- |  |           |            |           |
|--|-----------|------------|-----------|
| 1. Richard and Helen are ...             | A talking | B dancing  | C eating  |
| 2. Eric and Barbara are ...              | A eating  | B drinking | C dancing |
| 3. There is much ... juice on the table. | A lemon   | B orange   | C apple   |
| 4. Today Helen is ...                    | A seven   | B eleven   | C ten     |

Прочитай. Підпиши назви кімнат у будинку Келлі.

Card № 9

### Kelly's House

Kelly lives in a big house near London. It has two floors. On the ground floor there is a sitting room and a kitchen. Two bedrooms and the children's room are on the first floor.



Прочитай текст, замінюючи малюнки словами. Впиши їх.

Card № 53

Hi! My name is Dana. I'm 10 years old and I live in Washington with my parents. We are very friendly. \_\_\_\_\_ is my favourite month because I have holidays there. My sweetest holiday is in December. It is \_\_\_\_\_ I love it. We decorate our \_\_\_\_\_ and the \_\_\_\_\_ I like to put \_\_\_\_\_ and \_\_\_\_\_ on the tree. My \_\_\_\_\_ hangs a \_\_\_\_\_ on the \_\_\_\_\_. Our \_\_\_\_\_ becomes very beautiful.

## Картки для навчання граматики



Card № 11

Прочитай і познач (✓) правильне речення.

- I *never* go to school on Sunday.
- Never* I go to school on Sunday.
  - Does she get up *always* at 7 o'clock?
  - Does he *always* get up at 7 o'clock?
- I don't *usually* watch TV in the morning.
- I don't watch *usually* TV in the morning.
  - I *never* eat meat.
  - I *usually* go to bed late.

Card № 15

Доповни словосполучення.

- a jar of \_\_\_\_\_
- a bar of \_\_\_\_\_
- a pack of \_\_\_\_\_
- a bag of \_\_\_\_\_
- a box of \_\_\_\_\_
- a piece of \_\_\_\_\_



Card № 31

Склади п'ять речень, користуючись таблицею. Запиши їх.

London	is	bigger	than	Oxford.
Kyiv		smaller		Kharkiv.
Lviv		more famous		Kherson.
New York		more comfortable		Chernihiv.
		cleaner		
		more interesting		

---



---



---



---



---



*Дякуємо за увагу!*

