



*Ірина Задорожна
Тетяна Будна
Ольга Дацків*

Англійська мова

**(5-й рік навчання)
підручник для 5 класу
закладів загальної середньої освіти
(з аудіосупроводом)**

навчальна книга®
Богдан

www.bohdan-books.com www.bohdan-digital.com



Відповідає вимогам Модельної навчальної програми «Іноземна мова. 5–9 класи» для закладів загальної середньої освіти (автори: Редько В. Г., Шаленко О. П., Сотникова С. І., Коваленко О. Я., Коропецька І. Б., Якоб О. М., Самойлюкевич І. В., Добра О. М., Кіор Т. М.).





Запропонований навчально-методичний комплекс забезпечує:

- врахування вікових особливостей учнів
- взаємопов'язане оволодіння мовленнєвими навичками та вміннями
- взаємопов'язане навчання мови та культури
- можливості для індивідуалізації та диференціації навчання
- залучення активних видів роботи
- врахування досвіду вивчення англійської мови в початковій школі
- послідовність викладу матеріалу, систематичність його повторення в нових ситуаціях спілкування
- рефлексивність процесу навчання
- залучення різних видів наочності – зорової, слухової, використання опор
- збалансоване використання сучасних засобів навчання, у тому числі інформаційно-комунікаційних

У навчально-методичний комплекс входять:

для учнів


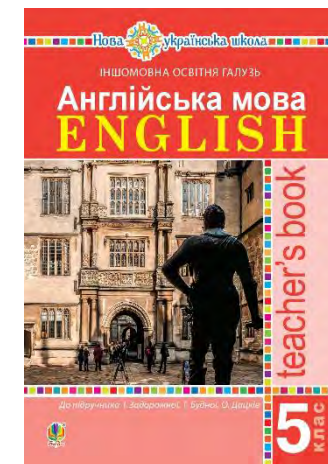

Підручник з аудіододатком

Робочий зошит з електронним додатком

Книга для вчителя: календарне планування, конспекти уроків, дидактичні ігри

для вчителя

Ресурсна папка для вчителя: комплект флеш-карток, постерів, роздаткового матеріалу, таблиць



Завантажуйте безкоштовний інтерактивний додаток, використовуючи детальну інструкцію, за посиланням: <https://bohdan-books.com/6744-7/>







- STARTER
- UNIT 1. I, MY FAMILY AND MY FRIENDS
- UNIT 2. SCHOOL LIFE
- UNIT 3. MY NATIVE TOWN, VILLAGE
- UNIT 4. HOLIDAYS AND TRADITIONS
- REVISION
- UNIT 5. CLOTHES
- UNIT 6. FOOD AND NUTRITION
- UNIT 7. LEISURE TIME. NATURE
- UNIT 8. TRAVELLING
- REVISION
- SUPPLEMENTARY READING
- DICTIONARY



Структура підручника



Starter



1. Listen and say.



What's your name? Where are you from?



Hello! My name is Annie.   I am from Great Britain.



I am Zoriana.   We are from Ukraine.



Hi! My name is Vlad.   We are from Ukraine.

Hello! My name is Polina.   I am from Spain.

I am Lukas.   I am from Poland.

Hi! I am Tom.   I am from the USA.

Hi! My name is Mia.   I am from China.

Hello! My name is Amala.   I am from India.
Nice to meet you!

2. Listen and repeat.

Aa	Bb	Cc	Dd	Ee	Ff	Gg	Hh	Ii
Jj	Kk	Ll	Mm	Nn	Oo	Pp	Qq	Rr
Ss	Tt	Uu	Vv	Ww	Xx	Yy	Zz	

Can you spell your name and surname?

3. Listen and repeat the numbers from 1 to 10.

How old are you? Can you tell your phone number?

4. Fill in the form.

Name:

Surname:

Country:

Age:

Phone Number:

10


UNIT 1 **I, my family and my friends**

In this unit you will learn...

- to talk about your daily routines
- to say how often you do household chores
- to say what you like and don't like doing
- to understand information about family and friends
- to speak about your family
- to describe people (appearance and personality)
- to write about yourself and your best friend
- to write a personal note, a message

Vocabulary


1. Listen and repeat.



short beautiful tall thin slim

handsome blond hair dark hair ginger hair young old

2. Complete the sentences.



- The baby is _____.
- My mother is _____ and _____.
- The boy has _____ hair.
- Mia has _____ hair.
- The woman is very _____ and _____.
- Annie is a _____ girl with _____ hair.
- My parents are _____.

Grammar **Verb "to be"**

	Singular	Plural	
I am (I'm)	We are (We're)		What's your name? – My name's Zoriana. How old are you? – I'm 10.
You are (You're)	You are (You're)		
He/she/it is (He/she/it's)	They are (They're)		
I'm not	We're not / We aren't		He isn't my brother. They're not at home.
You're not / You aren't	You're not / You aren't		
He/she/it isn't	They're not / They aren't		

12





- STARTER
- UNIT 1. I, MY FAMILY AND MY FRIENDS
- UNIT 2. SCHOOL LIFE
- UNIT 3. MY NATIVE TOWN, VILLAGE
- UNIT 4. HOLIDAYS AND TRADITIONS
- REVISION
- UNIT 5. CLOTHES
- UNIT 6. FOOD AND NUTRITION
- UNIT 7. LEISURE TIME. NATURE
- UNIT 8. TRAVELLING
- REVISION
- SUPPLEMENTARY READING
- DICTIONARY

Структура підручника

School life


UNIT 2

In this unit you will learn...

- to talk about your school
- to say what subjects you study at school
- to talk about your favourite subject
- to talk about English lessons
- to talk about your timetable
- to describe your working day
- to say what you want and like to do
- to understand texts about school and school life
- to listen to and understand information about school and school life
- to write about your school, timetable, working day

Vocabulary and Listening

1. Match the words to the things 1–10. Listen and check.



whiteboard	<input type="checkbox"/>
bookcase	<input type="checkbox"/>
shelf	<input type="checkbox"/>
map	<input type="checkbox"/>
laptop	<input type="checkbox"/>
vase	<input type="checkbox"/>
window	<input type="checkbox"/>
clock	<input type="checkbox"/>
globe	<input type="checkbox"/>
TV	<input type="checkbox"/>

2. Name other things in the picture.

3. Listen to the description of the classroom. Tick the things the speaker mentions.

desk	<input type="checkbox"/>	shelf	<input type="checkbox"/>	projector	<input type="checkbox"/>
chair	<input type="checkbox"/>	map	<input type="checkbox"/>	clock	<input type="checkbox"/>
whiteboard	<input type="checkbox"/>	laptop	<input type="checkbox"/>	globe	<input type="checkbox"/>
bookcase	<input type="checkbox"/>	vase	<input type="checkbox"/>	window	<input type="checkbox"/>

4. Listen again. Find the mistakes in the description.

Grammar

There is/are ...

There is a table in the classroom.

There are two windows in the classroom.

28

UNIT 3


My native town, village

In this unit you will learn...

- to talk about your home village/town/city
- to talk about the location of your native village/town/city
- to understand texts about villages/towns/cities
- to speak about history and culture of your village/town/city/country
- to give directions to visitors in your village/town/city/country
- to write a letter about the place where you live

Vocabulary

1. Listen and repeat.




Reading

2. Listen and read.

My city

Sumy is in northern Ukraine. It is a modern city with rich history. It is situated on the Psel and the Sumka rivers. More than 272 thousand people live in Sumy. Sumy has many beautiful monuments and churches. There are cinemas, stadiums, museums and theatres in the city. I like to go to the cinema or visit a children's theatre. The city has three universities and many schools. My school is far from my house. I go to school by trolleybus. My mother is an engineer at a factory. She likes her job. Sumy is very green. There are nice parks and gardens in the city. My family has a summer cottage on the lake. I love Sumy.

3. Choose the correct answer.

<p>1. Vlad lives in a ...</p> <p>A city B village</p> <p>2. It is ...</p> <p>A modern B small</p> <p>3. There are nice ... in the city.</p> <p>A rivers and lakes B parks and gardens</p>		<p>4. Vlad's school is ... from his house.</p> <p>A far B not far</p> <p>5. Vlad's mother works on the ...</p> <p>A farm B factory</p> <p>6. Vlad's family has ... on the lake.</p> <p>A a summer cottage B a farm</p>
---	---	---

4. Answer the questions.

<p>1. What places would you visit in Sumy?</p> <p>2. How does Vlad get to school?</p>	<p>3. What does Vlad's mother do?</p> <p>4. Is Sumy a green city?</p>
---	---

44

- STARTER
- UNIT 1. I, MY FAMILY AND MY FRIENDS
- UNIT 2. SCHOOL LIFE
- UNIT 3. MY NATIVE TOWN, VILLAGE
- UNIT 4. HOLIDAYS AND TRADITIONS
- REVISION
- UNIT 5. CLOTHES
- UNIT 6. FOOD AND NUTRITION
- UNIT 7. LEISURE TIME. NATURE
- UNIT 8. TRAVELLING
- REVISION
- SUPPLEMENTARY READING
- DICTIONARY

UNIT 4 Holidays and traditions





In this unit you will learn...

- to talk about favourite holidays
- to talk about national holidays
- to talk about birthday celebrations
- to understand texts about holidays and traditions
- to listen to and understand information about holidays and traditions
- to write about favourite holidays
- to write postcards
- to write New Year resolutions

Vocabulary

1. Match the pictures to the holidays. Listen and check.

New Year's Day
 Christmas Day
 Easter
 Independence Day


A B C D

Speaking

2. Work in pairs. Tell your friend about your favourite holiday.
 Example: My favourite holiday is ... I help my mother. We cook ... We go ...

Reading

3. Look at the picture and say what the text is about.



60

Структура підручника

UNIT 5 Clothes

In this unit you will learn...

- to talk about your clothes
- to talk about your favourite clothes
- to discuss people's appearance and clothes
- to read and understand texts about clothes and fashion
- to listen to and understand information about clothes
- to write about your favourite clothes
- to post a comment on a forum
- to write a list of clothes you want to buy

Vocabulary

1. Look at the picture. Read the colours. What is your favourite colour?



2. Match the words to the pictures.










blouse T-shirt jeans skirt jacket shorts jumper coat

sweater dress socks hoodie shirt tights trousers









9 10 11 12 13 14 15

3. Sort these clothes.
 Trainers, hat, boots, shoes, cap, sandals, socks, slippers.

You put these on your head _____

You put these on your feet _____

Grammar

Some nouns are always plural.
 E.g. clothes, jeans, trousers, tights, shorts.
 My trousers are dirty. I need to wash them.
 You can say: a pair of ... (one pair of ... , my pair of ...).
 E.g. I need a new pair of jeans.

78

STARTER

UNIT 1. I, MY FAMILY AND MY FRIENDS

UNIT 2. SCHOOL LIFE

UNIT 3. MY NATIVE TOWN, VILLAGE

UNIT 4. HOLIDAYS AND TRADITIONS

REVISION

UNIT 5. CLOTHES

UNIT 6. FOOD AND NUTRITION

UNIT 7. LEISURE TIME. NATURE

UNIT 8. TRAVELLING

REVISION

SUPPLEMENTARY READING

DICTIONARY

Структура підручника

UNIT 6 **Food and nutrition**

In this unit you will learn...

- to talk about favourite foods
- to talk about shopping list
- to talk about healthy eating
- to understand texts about food and nutritions
- to listen to and understand information about food and nutritions
- to write a shopping list
- to write a recipe of the favourite dish
- to write a blog about healthy eating

Vocabulary

1. Listen and repeat.

yoghurt rice bread cheese carrots rolls oranges onions potatoes
butter milk apples cereal cabbage eggs bananas grapes tomatoes

2. Look at the picture and say what you see there.

3. Match the words from exercise 1 to the sections. Listen and check. Add 2-3 other words to the sections.

Baking	Eggs and dairy	Fruit and vegetables

Reading and Speaking

4. Listen and read.

Lunch at schools

In British schools children can usually choose between a hot or cold dinner at school or a packed lunch, which children take from home.

The lunch break is from 11.45 a.m. to 1.15 p.m.

There is usually a main course, a dessert and a drink.

School must serve healthy food. Children eat meat or fish, bread, cereals, potatoes, vegetables, fruit. Students may eat rice, chicken, salads with tomatoes, cucumbers, carrots, onions, fruit like oranges, apples. Schools in England must provide free drinking water.

School lunches cost about £1.60. Parents often pay online.

UNIT 7 **Leisure time. Nature**

In this unit you will learn...

- to talk about your hobbies and free time activities
- to talk about the weather and seasons
- to write about your hobbies and leisure time
- to understand information about hobbies, leisure and nature
- to write a social media post about your favourite sport

Vocabulary

1. Match the hobbies to the pictures. Listen and check.

juggling reading books dancing drawing riding a horse
painting pictures playing computer games playing the guitar going camping collecting coins

Reading

2. Listen to and read the conversations. Choose the right answers.

Polina is talking to her new neighbour, Fred.

F: Hello, Polina! What are you doing?
P: I'm painting a picture for my mum. Painting is my hobby.
F: I like it. You're good at painting. Do you like music too?
P: Yes, I do. I like playing the guitar.
F: And sport? Do you play football or tennis?
P: No, I don't like sport. I don't play football or tennis, and I don't like skating.
F: I see. I hope your mum will like the picture.

Tom is talking to his new classmate, Andrea.

A: Hello, Tom! Do you have any hobbies?
T: Yes, I play football in the school team.
A: Are you good at playing football?
T: Yes, I think so. You know what, Andrea. I learned juggling. That's my new hobby. Maybe I can teach you how to juggle. What do you say?
A: Wonderful! I'd love to learn juggling.

1. What is Polina doing for her mother?
A Polina is painting a picture.
B Polina is taking a picture.
C Polina is drawing a picture.

2. What doesn't Polina like?
A reading
B sport
C computer games

3. What is Tom good at?
A basketball
B golf
C football

4. What is Tom's new hobby?
A Tom's new hobby is riding a horse.
B Tom's new hobby is baseball.
C Tom's new hobby is juggling.



- STARTER
- UNIT 1. I, MY FAMILY AND MY FRIENDS
- UNIT 2. SCHOOL LIFE
- UNIT 3. MY NATIVE TOWN, VILLAGE
- UNIT 4. HOLIDAYS AND TRADITIONS
- REVISION
- UNIT 5. CLOTHES
- UNIT 6. FOOD AND NUTRITION
- UNIT 7. LEISURE TIME. NATURE
- UNIT 8. TRAVELLING
- REVISION
- SUPPLEMENTARY READING
- DICTIONARY

Структура підручника

Travelling

UNIT 8

In this unit you will learn...


- to talk about transport
- to talk about holiday activities
- to talk about a trip
- to talk about places
- to listen to and understand information about travelling
- to understand texts about travelling
- to write about trips, places
- to write a holiday card
- to write an email with recommendations on places to visit

Speaking and Vocabulary

1. Work in pairs. Ask and answer the questions.

1. Do you like visiting new places?
2. What places have you visited?
3. What places did you like the most?
4. What places do you want to go to?

2. Look at the map. What countries can you show on it?



3. Now listen to the speaker and show the countries on the map.

Canada	China	Japan	the USA	Great Britain
Egypt	Australia	France	New Zealand	Brazil

126

CONSOLIDATION

Vocabulary

1. Complete the phrases with pop, busy, Opera, bright, popular, open-air, tourist, children's, Ferris, huge.

1. _____ videos	6. _____ playground
2. _____ screens	7. _____ museum
3. _____ lights	8. _____ centre
4. _____ wheel	9. _____ House
5. _____ places	10. _____ streets

2. Complete the sentences with travel, go hiking, carry, ride, go sightseeing.

1. Tube train drivers _____ miles every day.
2. I want to _____ and see the mountains, the countryside.
3. When I am in another city, I always _____.
4. When we went on a camping holiday, we had to _____ all the things in backpacks.
5. You can _____ the London Eye and see the whole city.

3. Choose the correct word.

1. I had a great time on my *trip/holiday* to Australia.
2. The tourists *camped/slept* for the night in the forest.
3. The central square is *full of/with* clowns, actors.
4. He always *buys/takes* me souvenirs when he comes from trips.
5. It was a great *cruise/tour*. We spent 10 days in the ocean and stopped in ports for sightseeing.

Grammar

4. Your classmates and you are planning a trip to London. Ask your classmates 5 questions on what places to see. Write them down. Shall we go to ... ?

5. Put the verbs in Present Perfect or Past Simple.

1. Last Sunday I (go) to the cinema.
2. I (see) a lot of attractions already.
3. We (play) tennis yesterday.
4. I (not try) any traditional French dishes yet.
5. I (read) two books this month.

Now I can...

- talk about transport
- talk about holiday activities
- talk about a trip, place
- understand texts about travelling
- listen to and understand information about travelling
- write about a trip, place
- write a holiday card
- write an email with recommendations on places to visit

141





- STARTER
- UNIT 1. I, MY FAMILY AND MY FRIENDS
- UNIT 2. SCHOOL LIFE
- UNIT 3. MY NATIVE TOWN, VILLAGE
- UNIT 4. HOLIDAYS AND TRADITIONS
- REVISION
- UNIT 5. CLOTHES
- UNIT 6. FOOD AND NUTRITION
- UNIT 7. LEISURE TIME. NATURE
- UNIT 8. TRAVELLING
- REVISION
- SUPPLEMENTARY READING
- DICTIONARY

Структура підручника

REVISION
Units 5-8

Vocabulary

- Choose the correct word.
 - Homemade/junk food isn't healthy.
 - I don't like to wear/dress a hoodie.
 - In the evenings I like to go to/surf the Net.
 - They serve/give very delicious food in this restaurant.
 - We had a great trip/adventure to the mountains.

Grammar

- Choose the correct word.
 - My mother and I _____ a holiday dinner now.
A are cooking B cook C is cooking
 - If you want to be healthy, you _____ eat junk food.
A shouldn't B are not going to C will not be able to
 - There were _____ pupils in the gym.
A much B a little C a few
 - I _____ a lot of places already.
A saw B see C have seen
 - We always travelled by car because we _____ stop at any place.
A can B should C could

Reading

- Read the text and choose the correct answer.

Theme parks in the USA


When you go to the USA, you should visit a theme park. They are very popular in the USA. People of all ages like to go there. There are more than 300 theme parks in America. They all are great places with a lot of interesting things to do.

The first big theme park in the USA was Disneyland. It opened in 1955 in California. People loved it, especially families with children. Americans wanted more, and soon a new Disney Park opened. Walt Disney world in Florida had its first visitors in 1971.

In Disneyland you can take trips into the world of favourite cartoons. There are special effects, which help visitors to think that they are in a tale.

The rides in modern theme parks are faster and more interesting than in the past, but they are very safe. They use expensive technology. There are also family rides and water rides. They are great for children.

In theme parks you can also visit shops, cafés, shows and concerts. People can watch beautiful fireworks.



SUPPLEMENTARY READING

UNIT 1

- Study new vocabulary.

once upon a time — колись давно	mouse hole — мишача нора
falling star — зірка, що падає	maid — служниця
wish — бажання	hay — сіно
thumb — великий палець руки	throw — кидати
wise — мудрий	gulp — ковтати
nimble — спритний	live happily ever after — жити довго і щасливо
- Enjoy the fairy tale.

TOM THUMB

Once upon a time there lived a man and a woman, who had no children. One evening they saw a **falling star**, and the woman said, "I **wish** for a small baby!"


Seven months passed, and the wish came true. They had a child no longer than a **thumb**. They called him Tom and loved him very much. The boy became **wise and nimble**.

One day the boy said to his father, "I can help you with chores. Please, father, let me take the horse to the field. I can sit in the horse's ear and tell it where to go." As they were going through the woods, they met two men. The men saw a little boy in the horse's ear. "Where are your parents?" they asked the boy. "Good day! We have great news for you, mister! We will give you a lot of money for your boy! He will travel with us, and he will be rich!" the men said to Tom's father.

Tom Thumb jumped on his father's shoulder and said, "Let me go with these two men and take the money. I will come home soon." He sat on one of the men's hat, and they left.

When the men stopped for lunch, Tom Thumb ran into a **mouse hole**. The men tried to get him out of the hole, but they couldn't do it. The men had no choice. They went without the boy. Tom was ready to sleep when he heard the robbers who wanted to get into the big house. "I will go into the house and I will help if you take me with you," Tom Thumb said. They went to the pastor's house.

Inside the house Tom Thumb woke up one of the **maids**. The robbers ran away. They didn't see Tom Thumb, so he went to sleep in the **hay**. A cow ate the hay, and Tom got into her stomach. "Help me! I am inside the cow!" Tom Thumb shouted. The man killed the cow that day. He **threw** the cow's stomach away. A hungry wolf came and **gulped** the stomach. "I know a house not far from here, which is full of food," Tom said from the wolf's stomach. The wolf came into the house. Tom Thumb's father killed the wolf and got Tom Thumb out. They gave him food, drink, new clothes and lived happily ever after.






STARTER

UNIT 1. I, MY FAMILY AND MY FRIENDS

UNIT 2. SCHOOL LIFE

UNIT 3. MY NATIVE TOWN, VILLAGE

UNIT 4. HOLIDAYS AND TRADITIONS

REVISION

UNIT 5. CLOTHES

UNIT 6. FOOD AND NUTRITION

UNIT 7. LEISURE TIME. NATURE

UNIT 8. TRAVELLING

REVISION

SUPPLEMENTARY READING

DICTIONARY

DICTIONARY

UNIT 1. I, MY FAMILY AND MY FRIENDS

ask	/ɑːsk/	запитувати
aunt	/ɑːnt/	тітка
baby	/'beɪbi/	немовля
beautiful	/'bjʊ:tɪfl/	гарний
blond hair	/blɒnd heə(r)/	світле волосся
brave	/'breɪv/	хоробий
breakfast	/'breɪkfəst/	сніданок
brother	/'brʌðə(r)/	брат
brush teeth	/'brʌʃ tiːθ/	чистити зуби
burrow	/'bʌrəʊ/	нора
clever	/'klevə(r)/	розумний
cook	/'kʊk/	готувати
dark hair	/'dɑːk heə(r)/	темне волосся
daughter	/'dɔːtə(r)/	дочка
dinner	/'dɪnə(r)/	обід
do homework	/'duː 'həʊmwɜːk/	робити домашнє завдання
do the washing-up	/'duː ðə 'wɒʃɪŋ 'ʌp/	мити посуд
draw	/'drɔː/	малювати
dust the furniture	/'dʌst ðə 'fɜːnɪtʃə(r)/	втирати пил з меблів
eat	/'iːt/	їсти
end	/'end/	кінець
fat	/'fæt/	товстий
father / dad	/'fɑːðə(r) / 'dæd/	батько/тато
finish	/'fɪnɪʃ/	закінчувати
fix	/'fɪks/	лагодити
floor	/'flɔː(r)/	підлога
get up	/'get ʌp/	вставати
ginger hair	/'dʒɪndʒə(r) heə(r)/	руде волосся
granddaughter	/'grændɔːtə(r)/	внучка
grandfather	/'grænfɑːðə(r)/	дідусь
grandma / granny	/'grænmaː / 'græni/	бабуся
grandmother	/'grænmiðə(r)/	бабуся
grandpa / granddad	/'grænpaː / 'grændæd/	дідусь
grandparents	/'grænpereɪnts/	бабуся та дідусь
grandson	/'grænsʌn/	онук
great	/'greɪt/	чудовий
handsome	/'hænsəm/	красивий
husband	/'hʌzbənd/	чоловік
kind	/'kaɪnd/	добрий
laugh	/'lɑːf/	сміятися
lay the table	/'lei ðə 'teɪbl/	накривати стіл
lesson	/'lesn/	урок
like	/'laɪk/	подобатися
listen	/'lɪsn/	слухати

lunch	/'lʌntʃ/	ланч
make a bed	/'meɪk ə bæd/	застеляти ліжко
mother / mum	/'mʌðə(r) / /mʌm/	мама
old	/'əʊld/	старий
parents	/'peərənts/	батьки
play	/'pleɪ/	грати
read	/'riːd/	читати
reply	/'riːplai/	відповідати
rest	/'rest/	відпочинок
short	/'ʃɔːt/	короткий
sister	/'sɪstə(r)/	сестра
shower	/'ʃaʊə(r)/	душ
slim	/'slɪm/	стрункий
small	/'smɔːl/	малий
son	/'sʌn/	син
speak	/'spiːk/	говорити
sweep	/'swiːp/	підмітати
swing	/'swɪŋ/	гойдатися
tall	/'tɔːl/	високий
thin	/'θɪn/	худий
uncle	/'ʌŋkl/	дядько
wake up	/'weɪk ʌp/	прокидатися
walk the dog	/'wɔːk ðə dɒg/	вигулювати собаку
walk	/'wɔːk/	ходити
wander	/'wɒndə(r)/	блукати
watch	/'wɒtʃ/	дивитися
water the plants	/'wɔːtə(r) ðə plɑːnts/	поливати рослини
wife	/'waɪf/	дружина
work	/'wɜːk/	працювати
write	/'raɪt/	писати
young	/'jʌŋ/	молодий

UNIT 2. SCHOOL LIFE

Art	/'ɑːt/	мистецтво
bookcase	/'bʊkkeɪs/	книжкова шафа
canteen	/'kæntiːn/	їдальня
chair	/'tʃeə(r)/	стілець
classroom	/'klɑːsrʊm/	класна кімната
clock	/'klɒk/	годинник
computer room	/'kəm'pjʊtə(r) ru:m/	комп'ютерна кімната
Crafts	/'kra:fts/	трудове навчання
desk	/'desk/	парта
English	/'ɪŋɡlɪʃ/	англійська мова
German	/'dʒɜːmən/	німецька
globe	/'ɡləʊb/	глобус





Підручник містить чіткий зміст та систему умовних позначень.

Апарат орієнтування підручником використовується системно і раціонально.

У колонтитулі на лівій сторінці вказані номер і назва розділу, а на правій — номер і назва уроку. Номери вправ та умови завдань чітко виокремлені, що дає змогу учню легко орієнтуватися на сторінці підручника.

Vocabulary	Pronunciation	Grammar	Skills	CLIL
			Writing: - chat messages - a video script - an email - a poster	
Lesson 1. Vlad's city and Zoriana's village p. 44			Lesson 5. Polina's city p. 52	
Lesson 2. Annie's city p. 46			Lesson 6. Mia's city p. 54	
Lesson 3. Tom's home town p. 48			Lesson 7. Ukraine is my home p. 56	
Lesson 4. Lukas's city p. 50			CLIL lesson. Art p. 58	
UNIT 4. HOLIDAYS AND TRADITIONS pp. 60-75				
holidays weekend activities new Year resolutions New Year/Christmas legends and traditions birthday party	[d] [t] [ɪd] ending [θ] [ð]	Past Simple of regular and irregular verbs Future Simple will/be going to	Listening: - weekend activities (identifying, ordering) - New Year resolutions (identifying) Reading: - The Independence Day (matching words, sentence completion) - Thanksgiving day (answering questions) - British New Year traditions (true/false statements) - New Year resolutions (identifying resolutions)	History of Ukraine. The Ukrainian cosacks (true/false statements, answering questions)
Lesson 1. Holidays in Ukraine				
Lesson 2. Weekend				
Lesson 3. Thanksgiving day				
Lesson 4. British New Year traditions				
colours clothes school clothes seasonal clothes clothes for special occasions accessories shopping for clothes	[s] [z] [ɪz] [ɪ] intonation in questions/exclamations			

Умовні позначення

Listening

Grammar

Pronunciation

Завантажуйте безкоштовний інтерактивний додаток, використовуючи детальну інструкцію, за посиланням: <https://bohdan-books.com/6744-7/>

UNIT 8 Travelling

Vocabulary

1. Match the pictures to the words.

1
souvenirs

2
skyscrapers

3
bright lights

4
huge screen

Listening

2. Look at the pictures. Where did the children travel to? Listen and check.

1

2

3

Reading and Speaking

3. Listen to and read the conversation.

Bill: Hey, guys!
Rob: Glad to see you!
Mia: How was your trip?
Emma: It was fantastic!
Rob: Did you visit New York?
Bill: Yes! We spent there a week!
Mia: What did you like the most?
Emma: Central Park, of course! It is a park in the centre of the city. There are skyscrapers all around it. People like to rest in the park. They play games, have picnics, cycle, run, walk there.
Bill: Yes, Central Park is a nice place. But I liked to walk along the busy streets. My favourite place was Times Square. There are huge screens, bright lights there. The square is full of artists, actors.
Bill: Oh, I almost forgot! We bought you the souvenirs with the Statue of Liberty.
Rob: Oh, thank you. Did you see it?
Bill: Of course! We'll show you the pictures!

LESSON 4

A great trip!

4. Answer the questions.

- Who was on the trip?
- What city did the children visit?
- What places did they like?
- What do people do in Central Park?
- What is there in Times Square?
- What did they bring to their friends?

5. Work in pairs. Ask and answer the questions.

- Have you ever visited any big cities abroad?
- If yes, what city did you visit? What did you see there?
- If no, what city do you want to visit? Why?

6. Act the dialogue out in groups.

Grammar

We use Present Perfect for actions which happened in the past, but the exact time is not stated. <i>I (we, you, they) have opened the presents already.</i> <i>He (she) has opened the presents already.</i> Already, yet, ever, never, just, today, this week/year.	We use Past Simple for actions which happened in the past. The time is stated. <i>I (we, you, he, she, they) opened the presents yesterday.</i> <i>Yesterday, two days ago, on Monday, in 2021, When...?</i>
---	---

7. Put the verbs in brackets into **Present Perfect** or **Past Simple**.

- I never (saw) skyscrapers.
- Helen (go) to a festival last year.
- Lucy (call) a taxi already.
- They (visit) us a week ago.
- I (not rest) this year yet.

8. Put the verbs in brackets into **Present Perfect** or **Past Simple**.

From: 10

Hi, Sam!
I am in the United Kingdom now. It's great! I (see) so many interesting places already, and I (do) a lot of things!
Last week I (travel) to Edinburgh. What a great city it is! I (enjoy) the historic Old Town. I (take) lots of photos.
I (do) a lot this week. Yesterday I (come) to York. Today I (visit) some museums and churches already.
I want to go to Cardiff, the capital of Wales. I (not buy) the tickets yet. I think I will go there next week.
Write back soon.
Amy

Writing

9. You are in ... Write an email to your friend and describe what you have seen/done there. Use Ex. 8 as a model.



Кожен розділ складається з 7 уроків з теми

It's me LESSON 1

Verb "to be"

Am I?	Are we?	Is he your friend? — Yes, he is.
Are you?	Are you?	Are you from India? — No, I'm not. I'm from Pakistan.
Is he/she/it?	Are they?	

3. Circle the correct words.

Am/Are you from Poland?
No, I'm/'s not. He's/I'm Ukrainian.

4. Listen and repeat.

[ɪ] pin, lip, fit, big, did, six
[i:] she, tree, bee, feet, read

My family LESSON 2

Grammar

I		me		Tell me.		my		My family.	
you	You love pizza.	you	Tell you.	your	Your house.				
he	He loves Maths.	him	Tell him.	his	His friend.				
she	She loves music.	her	Tell her.	her	Her job.				
it	It (a cat) loves milk.	it	Tell it.	its	Its tail.				
we	We love Ukraine.	us	Tell us.	our	Our house.				
you	You love sweets.	you	Tell you.	your	Your city.				
they	They love fun	them	Tell them.	their	Their house.				

Listening

5. Listen about Zoriana's family. Is it friendly?
6. Listen again and choose the right answer.

1. Where does Zoriana live?
A in a flat
B on a boat

3. What does the family like to do?
A watch films
B go to the park
C listen to grandfather

My routines and chores LESSON 3

Grammar

Hello! My name is Annie. My family is small — my parents, my sister Emily and me. We live in a nice house. I help my family with the chores. I make my bed.

I lay the table for dinner and do the washing-up with my Mum. When my parents go shopping for food every Tuesday, I take care of my sister Emily. My Dad fixes things at home, cooks our meals and sweeps the floors. Emily likes to dust the furniture.

8. Write (V) next to Vlad's chores, (A) next to Annie's chores, and (B) next to the chores they both do.

9. Mark the sentences true (T) or false (F). Correct the false sentences.

1. Vlad washes his grandfather's car three times a week.
2. Vlad helps his grandfather to fix things at home.
3. Both Vlad and Annie make their beds.
4. Annie's parents go shopping for food every Thursday.
5. Vlad's father and Annie's father fix things at home.

My friends LESSON 4

Grammar

Have got

1. I/you/they/we have got/We've got a new house.
2. He/she/it has got/He's got a new house.
3. I/you/they/we haven't got a big car.
4. He/she/it hasn't got a big car.
5. Have you/they/we got many friends?
6. Has he/she/it got many friends?

Listening

2. Listen and mark the sentences true (T) or false (F). Correct the false sentences.

1. Mia is short.
2. She's got green eyes.
3. Mia's got dark hair.
4. Mia's hair is short.
5. Mia always smiles.
6. Mia helps other children.

Speaking

3. You are a reporter. Interview 3 classmates about their friends. Ask these questions.

Have you got many friends?
What do they look like?
What do they like to do together?

A friend in need is a friend indeed LESSON 5

Speaking

6. Act out a story "Elephant and friends".

Grammar

Who is your best friend?	When do you see your best friend?
What do you like to do together?	Why is he/she your best friend?
Where does he/she live?	How often do you call your friend?

Listening

6. Listen and choose the right answer.

1. Who is speaking?
A Polina B Zoriana C Zoriana's mum

2. When is the birthday of Polina's mum?
A on Friday B on Saturday C on Sunday

3. Where is Polina's mum?
A in Spain B in Ukraine C in the USA

4. What does Polina need?
A money B help C a book

Fun with friends LESSON 6

3. Choose the correct variant.

1. Tom is helping his _____ now.
A uncle B dad C aunt

2. Tom and Mia are going to _____.
A the Blue Café B Harry Potter's C school

3. Mia loves the _____ in the Blue Café.
A ice cream B tea C orange juice

4. They are going to meet at _____.
A a quarter to six B ten to seven C six o'clock

Grammar

Like doing

4. I/you/we/they like playing in the park.
Tom likes helping his aunt.
I/you/we/they don't like playing in the park.
Tom doesn't like playing the piano.
Do you like playing in the park?
Does Tom like helping his aunt?

Listening

4. Listen and answer the questions.

1. Does Tom like the café?
2. Does Tom like helping his aunt?
3. Does he like walking the dogs?
4. Does Mia like dogs?
5. What doesn't Tom like?

My weekend plans LESSON 7

Grammar

Be going to

+	I am going to have a party. You/we/they are going to have a party. He/she is going to have a party.
-	I am not going to play football. You/we/they are not going to play football. He/she is not going to play football.
?	Are you/we/they going to go to a café? Is he/she going to go to a café?

Short answers

Yes, I am. No, I am not.
Yes, he/she is. No, he/she isn't.
Yes, we/you/they are. No, we/you/they aren't.

4. Write about their plans for the weekend using **be going to** and the verbs.

1. He _____ some gardening (do). He is going to do some gardening.
2. She _____ football with friends. (play)
3. He _____ his hair. (wash)
4. They _____ a party. (have)
5. The girl _____ some TV programme. (watch)
6. He _____ games on the computer. (play)
7. They _____ at the party. (meet)
8. The girl _____ an ice cream. (have)
9. They _____ some chess. (play)
10. The man _____ the floor. (clean)

Writing

7. You have a lot of chores to do. Write a message to your friend and ask for help.

Hi, ...
Please help me to ...

Writing

6. Look at this thank you note. Write a thank you note to your friend.

Dear ...
Thank you for a nice present. I really like it. The ... is great! I like ... (playing with / wearing / reading / listening to) it.
Your friend,

Listening

5. Listen and match the speakers and their plans for the weekend.

1. This speaker is going to go to the cinema this weekend.
2. This speaker is going to go for a walk this weekend.
3. This speaker is going to visit his family this weekend.
4. This speaker is going to watch TV this weekend.

Speaking

8. Work in pairs. Tell your partner what you are going to do this weekend.

What are you going to do this weekend?
I am going to ...
What about you?
I am going to ...
Sounds great!

Writing

7. Write 3 sentences about your weekend plans.
Example: I am going to ... this weekend.



та одного уроку із використанням методики предметно-мовного інтегрованого навчання (CLIL) та узагальнення граматичного і лексичного матеріалу

CLIL LESSON

UNIT 3 CLIL LESSON. Art

Reading

1. Listen to and read the text about a still life.

Still life

A still life is an artwork of a group of things that are not moving. The things in a still life are standing *still*. Food and flowers are the most popular things for still lifes. There are many beautiful still lifes in art museums.

An artist can create interesting and beautiful compositions of colours, shade, tint and tone. In *Breakfast*, Ukrainian artist Kateryna Bilokur shows us a tabletop with a loaf of bread, a bowl of potatoes, a plate of vegetables, a vase with flowers, a big jar and a cup. It is a 1950 still life.



2. Mini project.

- Draw a table top on a piece of paper. Use a pencil.
- Sponge some black paint around the tabletop.
- Sponge some colour on black paint. (Black + any colour = shade.) Then sponge a white colour. (Black + white = grey + any colour = tone.)
- Paint the tabletop a tint of any colour. (White + any colour = tint.)
- Let your work dry.
- Choose cut out pieces for your still life.
- Choose the best composition for your still life. Move the cut out pieces around on your tabletop.
- Glue the cut out pieces.
- Sign your work.
- Give your still life to your teacher.



Speaking

3. Tell the class about your still life.

Writing

4. Solve the art problems. There is an example.

1. **Black** + any colour = shade

2. **Black** + white =

3. **Grey** + any colour =

4. **White** + any colour =

5. **Object** + object(s) =

tone, tone, tint, still life

CONSOLIDATION

Vocabulary

1. Complete the sentences with *in, at, on*.
- Ukraine's Independence Day is _____ 24 August.
 - I will stay _____ home today.
 - There are many beautiful buildings _____ this street.
 - My flat is _____ the second floor.
 - The hospital is _____ the left from the park.

2. Underline the odd word out.

- Example: taxi, metro, zoo, bus
- museum, hospital lake, theatre
 - castle, treasury, prison, pikot
 - slum, beautiful, amazing, great
 - garden, festival, orchard, field
 - village, beach, town, city



Grammar

3. Write the plural form of these nouns.

- cinema
man
museum
woman
lake

4. Fill in the gaps with *this, that, these, those*.

- Get on the bus! _____ bus will take us to Lviv.
- You can't see _____ buildings. They are on the other side of the city.
- Whose is _____ house at the end of the street?
- Come in! _____ is my flat.
- Look at the photo! My grandmother likes _____ church. It is amazing!

Now I can...

- talk about my home village/town/city, its location, history
- understand texts about villages/towns/cities
- give directions to visitors in my village/town/city/country
- write a letter about the place where I live

CONSOLIDATION

REVISION

Units 1-4


Vocabulary

1. Fill in *take, count, grow, bring, do* in the correct form.
- I usually _____ the washing up in the evening.
 - My favourite subject is Maths because I like to _____.
 - Visitors can _____ a boat to see our city from the river.
 - She _____ fresh fruit in their orchard.
 - First footers usually _____ luck with them.

Grammar

2. Choose the correct variant.
- She _____ English well.
A can speak B can to speak C cians speak
 - _____ is your best friend at school?
A What B Who C Where
 - Science is _____ subject for me.
A most interesting B the most interesting C more interesting
 - _____ her birthday party at home?
A Did your cousin celebrated B Did your cousin celebrate
 - I don't have time to do this task.
— I think I _____ you.
A am going to help B am going help C will help
 - Pupils _____ do well at school.
A can B must C mustn't

Reading

3. Read the text and choose the correct answer.
- Columbus Day*
- The second Monday of October is Columbus Day. People celebrate this holiday only in the United States of America. Why? During Christopher Columbus' time people thought that our planet was flat. Christopher Columbus was born in an Italian city on the coast of the sea. Every day he watched how the ships left the port and went into the sea. He thought that the Earth was round, but people didn't listen to him. Columbus wanted to sail to the West and get to the East. The king of Spain gave him three ships to travel and test his idea.
- 

REVISION

Units 1-4

After a long and difficult voyage on 12 October 1492 Columbus and his men got to North America. It was the New World. After that America was born. Today American people celebrate Columbus Day with colourful parades and fireworks.

1. Americans celebrate Columbus Day.
A on the second Monday of October
B on the second week of October
C on the second day of October
2. In the past people thought that the Earth was ...
A a planet B flat C round
3. Columbus wanted to ...
A go to the West and get to the East
B go to the East and get to the West
C get to the New World
4. The king of Spain ...
A thought the planet was round
B gave Columbus three ships to travel
C gave Columbus three ships to test his idea
5. On 12 October 1492 Columbus and his men got to ...
A the West
B the East
C the New World



Listening

4. You are going to hear a conversation between two friends. Match the activities to the people. One activity is extra.

- | | |
|-----------|--------------------------------|
| 1. Ruth | A listens to music |
| 3. Jeff | B plays football |
| 4. Mum | C walks with a dog in the park |
| 5. Dad | D reads a book |
| 6. Granny | E does homework |
| | F watches TV |

Speaking

5. Speak about your school life. Mind the following:
- subjects you learn;
 - favourite subject;
 - what you like to do during lessons.
6. In pairs discuss where you can go and what you can do on Sunday.

Writing

7. Write an email to your friend about your city/town/village.

REVISION

Units 5-8

Vocabulary

1. Choose the correct word.
- Homemade/Junk* food isn't healthy.
 - I don't like to *wear/dress* a hoodie.
 - In the evenings I like to *go to/surf* the Net.
 - They *serve/give* very delicious food in this restaurant.
 - We had a great *trip/adventure* to the mountains.

Grammar

2. Choose the correct word.
- My mother and I _____ a holiday dinner now.
A are cooking B cook C is cooking
 - If you want to be healthy, you _____ eat junk food.
A shouldn't B are not going to C will not be able to
 - There were _____ pupils in the gym.
A much B a little C a few
 - I _____ a lot of places already.
A saw B see C have seen
 - We always travelled by car because we _____ stop at any place.
A can B should C could

Reading

3. Read the text and choose the correct answer.
- Theme parks in the USA*
- When you go to the USA, you should visit a theme park. They are very popular in the USA. People of all ages like to go there. There are more than 300 theme parks in America. They all are great places with a lot of interesting things to do. The first big theme park in the USA was Disneyland. It opened in 1955 in California. People loved it, especially families with children. Americans wanted more, and soon a new Disney Park opened. Walt Disney world in Florida had its first visitors in 1971.



In Disneyland you can take trips into the world of favourite cartoons. There are special effects, which help visitors to think that they are in a tale. The rides in modern theme parks are faster and more interesting than in the past, but they are very safe. They use expensive technology. There are also family rides and water rides. They are great for children. In theme parks you can also visit shops, cafés, shows and concerts. People can watch beautiful fireworks.

REVISION

Units 5-8

1. Theme parks ...
A are popular only among children
B were popular in the USA in the past, but are not very popular now
C are very popular in the USA



2. There are ...
A more than 300 theme parks in the world
B more than 300 theme parks in the USA
C 300 theme parks in the USA
3. Disneyland in California ...
A was the first big park in America
B opened in 1971
C was the first theme park in America
4. The rides in modern theme parks ...
A are more interesting than in the past but not safe
B are faster than in the past and not safe
C are faster than in the past and safe
5. In theme parks visitors ...
A can have meals and watch concerts
B cannot have meals
C cannot watch concerts

Listening

4. Listen and mark the sentences true (T) or false (F).
- Most people like wearing T-shirts.
 - People use T-shirts to tell the world something about them.
 - American seamen made T-shirts very popular.
 - Hollywood actors began to wear T-shirts without sweaters or shirts.
 - Men began to wear T-shirts after women.

Speaking

5. Speak about your dream trip. Mind the following:
- place/places to visit;
 - transport;
 - things to do
6. In pairs discuss what you usually wear when you go to school/go to the party/walk with friends.

Writing

7. Write a social media post on what children should eat.

SUPPLEMENTARY READING

Пояснення невідомих лексичних одиниць

1. Study new vocabulary.

Gingerbread Man — пряниковий чоловічок
gingerbread — імбирний пряник
bicarbonate soda — харчова сода
syrup — сироп
dough — тісто

further — далі
g — грами
tsp — чайна ложка
tbsp — столова ложка

2. Enjoy the fairy tale.

GINGERBREAD MAN

A long, long time ago an old woman and an old man lived in a small cottage by the river.

One day the woman decided to make some gingerbread for Christmas. She mixed flour, ginger, butter, sugar, bicarbonate soda, syrup and eggs in a bowl, and then she made the dough. She made bread and put it in the oven to bake.

When the ginger bread was ready, the woman opened the oven door, but to her surprise the Gingerbread Man jumped out of it. "Don't eat me!" he shouted and ran out of the window.

The woman and the man wanted to catch him. "Stop! Stop!" they shouted, but he was faster than they were. "Run, run, as fast as you can! You can't catch me, I'm the Gingerbread man," he laughed



The man's pig tried to eat him, but the Gingerbread man was faster. "Run, run, as fast as you can! You can't catch me, I'm the Gingerbread man," he said and ran. The pig tried to catch the Gingerbread Man. She went back to the farm. The Gingerbread man ran.

When he came across a cow. "Stop!" shouted the cow, "I want to eat you!" The cow couldn't catch him. "Run, run, as fast as you can! You can't catch me, I'm the Gingerbread Man," he sang his song.

The Gingerbread Man came across a horse. "Stop! Don't run away! I want to eat you!" the horse said, but the Gingerbread Man didn't stop. "Run, run, as fast as you can! You can't catch me, I'm the Gingerbread Man!" he laughed.

He stopped at the river. "Oh, no! Now they will come and eat me! I must cross the river," he thought. Suddenly a fox ran up to him. "Please, don't eat me," cried the Gingerbread Man. "I won't eat you," the fox answered. "I want to help you! Jump on my back. I will swim across the river, and you will be safe."

The Gingerbread Man had no other choice. He jumped on the fox's back, and they crossed the river. The fox wanted to eat the Gingerbread Man, but the old woman saved

Казки підібрані відповідно до тем підручника

SUPPLEMENTARY READING

him. She took the Gingerbread man home and made a beautiful little gingerbread house for him. Inside the house there were tables and chairs, and a big soft sofa. And in this gingerbread house the little gingerbread man lived happily ever after.

3. Can you do these tasks?

1. Answer the questions.

1. Where did the old woman and the old man live?
2. Why did the old woman bake the gingerbread?
3. Why was the old woman surprised?
4. Could the old man and the old woman catch the Gingerbread man?
5. What animals did the Gingerbread man meet?
6. What did he think when he came to the river?
7. What animal helped the Gingerbread man to cross the river?
8. What happened to the Gingerbread man after he crossed the river?

2. Choose true (T) or false (F).

1. The old woman and the old man lived near the river.
2. The old man decided to make gingerbread.
3. The Gingerbread man refused to come out of the oven as he was scared.
4. The old man and the old woman couldn't catch the Gingerbread man.
5. The Gingerbread man crossed the river.
6. The fox invited the Gingerbread man to her Christmas party.

3. Work in groups of three. S1 is the storyteller, S2 is a Gingerbread man, S3 is a fox. Act out the scene near the river.

4. The Gingerbread Man biscuits is a popular Christmas recipe. Put the recipe for the Gingerbread Man biscuits in order. Write down a correct recipe.

- Roll the dough.
- Make the dough.
- Bake the Gingerbread Man cookies.
- Heat the oven to 190° C.
- Add the ingredients to a bowl.
- Ingredients:**
 1. 350 g flour.
 2. 1 tsp bicarbonate of soda.
 3. 2 tsp ginger.
 4. 100 g butter.
 5. 175 g sugar.
 6. 4 tbsp syrup.
 7. 1 large egg.
- Decorate the Gingerbread Men.

Цікаві завдання

Навчання аудіювання

Listening

5. Look at the picture story. Listen and number the pictures in the right order.



6. Listen again and complete the sentences.

1. Annie comes home from school at _____.
2. She starts doing her lessons at _____.
3. After that she _____.
4. Annie _____ with her dog.
5. When she comes home in the evening _____.

Listening

4. Listen to Vlad and tick (✓) what he did last Sunday.

- took selfie
- visited a summer cinema
- visited his friend's birthday party
- walked with his friends
- went to a concert
- helped his mother
- did his homework

Pronunciation

[d]	[t]	[rd]
played	worked	visited
enjoyed	walked	watched
gathered	helped	celebrated
entered	thanked	decorated

5. Listen again and put the pictures in the correct order.



Listening

5. Listen and mark the sentences true (T) or false (F). Correct the false sentences.

1. The customer doesn't want to buy anything.
2. The customer wants to try something on.
3. The customer wants a small T-shirt.
4. The dress costs £45.

Pronunciation

Excuse me? ↗
How much is it? ↗
Can I try this dress on? ↗

6. Listen again and fill in the gaps.

1. *Shop assistant:* Hello, can I help you?
Customer: I'm just (1) _____, thanks.
2. *Customer:* Excuse me?
Shop assistant: Yes?
Customer: Where are the (2) _____ rooms? I want to try this bathing suit on.
They're over there. Behind you.
Thank you.
Do you have this T-shirt in (3) _____?
Yes, just a moment. What size do you need?
(4) _____, please.
Here you are.
How much is this dress?
It's (5) _____ pounds.
Can I pay by credit card?
Yes, you can. Of course.
Would you like a (6) _____ for that?
No, thank you.

Навчання читання

Reading

4. Zoriana got a message from her sister. Read the message.



Hi, Zoriana! Do you remember that we're having a big family lunch tomorrow? Can you do the shopping for me? We'll start with salad because it's your mother's favourite dish.

We're going to eat some meat. I think chicken will be nice. We have a chicken in the fridge. We'll need some vegetables too so buy some onions, carrots and cabbage for the salad. Buy a bag of flour and a bottle of olive oil, and I'll make biscuits. We'll need a bar of chocolate and a jar of jam. Don't forget to buy some sugar and butter. I'll make a cake.

5. Look at the pictures. What did Zoriana buy?



6. What did Zoriana forget to buy?

7. Finish the sentences.

1. They will have a family lunch _____.
2. They will start with _____.
3. The favourite dish of Zoriana's mother is _____.
4. Zoriana's sister will make a _____.

Reading

7. Look at the comics and read.

1 We are going to walk 8 kilometers!

2 Look! It's getting foggy!

3 I cannot see the mountain!

4 Are there any animals? It isn't funny! I think there are bears.

5 Help! Help!

6 Oh! Here you are! We are happy to see you!

8. Mark the sentences true (T) or false (F). Correct the false sentences.

1. The children are going to walk 10 kilometers.
2. When they walk, it begins to rain.
3. They meet a bear.
4. They find other children.

Навчання читання

Reading

2. Think what traditional Ukrainian dishes you know. What dishes do you like?
3. Listen and read.



The most famous traditional Ukrainian food is borscht — a vegetable soup with beetroot, cabbage, tomatoes, potatoes, greens and meat. People cooked it for the first time in the 14th century, so it's no wonder there are more than 30 kinds of borscht.

One of the most famous Ukrainian dishes, varenyky, may have different fillings. The most 'basic' filling is potatoes. Other fillings include cabbage, salty cheese, boiled mushrooms, meat, fish. The most popular sweet filling is cherry, which makes sweet varenyky a perfect summer dish. People usually eat them with sour cream.



4. Answer the questions.
 1. What are the most famous Ukrainian dishes?
 2. What is borscht?
 3. When did people cook borscht for the first time?
 4. What fillings can varenyky have?

Reading

2. Listen to and read the conversations. Choose the right answers.

Polina is talking to her new neighbour, Fred.



- F: Hello, Polina! What are you doing?
 P: I'm painting a picture for my mum. Painting is my hobby.
 F: I like it. You're good at painting. Do you like music too?
 P: Yes, I do. I like playing the guitar.
 F: And sport? Do you play football or tennis?
 P: No, I don't like sport. I don't play football or tennis, and I don't like skating.
 F: I see. I hope your mum will like the picture.

1. What is Polina doing for her mother?
 - A Polina is painting a picture.
 - B Polina is taking a picture.
 - C Polina is drawing a picture.
2. What doesn't Polina like?
 - A reading
 - B sport
 - C computer games

Tom is talking to his new classmate, Andrea.



- A: Hello, Tom! Do you have any hobbies?
 T: Yes, I play football in the school team.
 A: Are you good at playing football?
 T: Yes, I think so. You know what, Andrea. I learned juggling. That's my new hobby. Maybe I can teach you how to juggle. What do you say?
 A: Wonderful! I'd love to learn juggling.

3. What is Tom good at?
 - A basketball
 - B golf
 - C football
4. What is Tom's new hobby?
 - A Tom's new hobby is riding a horse.
 - B Tom's new hobby is baseball.
 - C Tom's new hobby is juggling.

110

Reading

2. Read the sentences. Do you think they are true (T) or false (F)?

Fun facts about English



1. "Come!" is the shortest sentence in English.
2. About 6,000 new English words appear each year.
3. The English language is one of the happiest languages in the world, and the word "happy" is used more often than the word "sad"!
4. English is the language of the Internet.
5. English is the official language of 46 countries.

3. Listen and check. Correct the false sentences.



Навчання говоріння

5. Answer the questions.

1. Why is it important to know English?
2. What do they do in the English lessons?
3. Why does Polina like her teacher of English?
4. What do you do in the English lessons?



Speaking

7. Discuss in small groups.

1. Do you watch any vlogs on YouTube?
2. Who is your favourite vlogger?
3. What is his/her vlog about?
4. Do you read or write comments?

Speaking

- 7. Role-play "Shopping for clothes".**
Work in pairs. Take turns as a shop assistant and a customer.

2. Listen and read.



Thanksgiving is a national holiday of the USA. It is on the fourth Thursday of November.

The first Thanksgiving was in 1621. The Pilgrims* were new to America and did not know how to grow food or hunt animals. Many of them died. The Native Americans helped the Pilgrims. The Native Americans taught them how to grow food, fish and hunt. The next year the Pilgrims

had a big harvest. They had a big holiday to celebrate the new harvest and thank their new friends.

Thanksgiving is the holiday when people thank for all the good things in their lives. Thanksgiving has another name — "Turkey Day" because one of Thanksgiving traditions is cooking a turkey dinner. People meet their family, friends for Thanksgiving dinner.



* A pilgrim is a traveler to a holy place.

3. Answer the questions.

1. When is Thanksgiving?
2. When was the first Thanksgiving?
3. How did native Americans help the Pilgrims?
4. Why did the Pilgrims have the first Thanksgiving?
5. What is another name of Thanksgiving?
6. What is one of Thanksgiving traditions?



4. Make notes. Use them to talk about Thanksgiving Day.

Date	History	Activities
1621		
1622		

2. Work in pairs. Tell your friend about your favourite holiday.

Example: My favourite holiday is ... I help my mother. We cook ... We go ...

Навчання письма

Writing

6. What nice little things do you need to buy? Write a shopping list.



Writing

7. Write a comment on a forum about your favourite clothes. Use Ex. 4.



Writing

6. Write an email to your friend about your hobby. Use this example.

From: _____
 To: _____
 Subject: My hobbies

Hi ... !
 How are you? You asked about my hobbies. I ...
 By for now,
 (Your name)

Writing

9. Write a list of your resolutions for the new year.
 Next year I am going to...
 I think I'll...

Writing

6. Read the birthday postcards.



7. Write a birthday postcard for your friend.

Writing

9. Write a social media post with the recipe of your favourite dish. Use Ex. 7.

Навчання лексики

Vocabulary

1. Listen and repeat.

1 leather belt 2 eye patch 3 pirate costume 4 birthday party 5 parrot

Vocabulary

1. Match the pictures to the holiday activities. Listen and check.

1 2 3 4

go skiing sunbathe go hiking go sightseeing go on a cruise

go fishing go surfing go snowboarding

5 6 7 8

Vocabulary

1. Listen and read.

chicken coffee tea flour fruit juice chocolate sugar

macaroni crisps biscuits beef hot chocolate spaghetti

2. Match the words to the sections. Listen and check.

Pasta	Beverages	Baking	Meat	Snacks

Vocabulary

1. Listen and repeat.

yoghurt rice bread cheese carrots rolls oranges onions potatoes

butter milk apples cereal cabbage eggs bananas grapes tomatoes

2. Look at the picture and say what you see there.

3. Match the words from exercise 1 to the sections. Listen and check. Add 2-3 other words to the sections.

Baking	Eggs and dairy	Fruit and vegetables

Навчання фонетики

Pronunciation

4. Practise saying this tongue-twister.

North, south, east and west, Ukraine is the place that I like best.

5. Make your own tongue-twister about the city/town/village you like best.



Pronunciation

[u:]	[ɔ:]
boot	bought
cool	call
drew	draw

How fast can you say it?

Ben bought
cool boots.



Listening and Pronunciation

5. Listen and tick (✓) the sound you hear.



	boots	dresses	trainers	jeans	hoodies	skirts	jackets
[s]							
[z]							
[ɪz]							

Pronunciation

[h]	
have	hero
house	hot
hotel	hill

“Hello,
Harry Healy!”
hollered
Holly Hartley.

Pronunciation

Congratulations! ↘
Happy birthday! ↘
Have a great party! ↘



Pronunciation

6. Listen and repeat the chant.



What do you like? (3 times)
Football, football, I like football! (volleyball, tennis, basketball) (4 times)
Football, volleyball, tennis, basketball.
I like sports! Hurrah!

7. Make your own chant about the sports you like.

Навчання граматики

Grammar

Be going to We use **be going to** to talk about our plans for the future.
We made the decision before.
— What are your plans for this evening?
— I am going to buy tickets for the trip.

Future Simple (will) 1) I think I will ... 2) on the spot decision
I promise I will ... — *The car is dirty.*
I think I will stay at home. — *Really? I'll wash it later.*

3. Use *be going to* or *will*.

- I think I (buy tickets) later.
- He promises he (study) well.
- Your bag is so big. I (help) you.
- What are your plans for the holidays?
— I (travel) around Ukraine.

4. Look at the pictures and say what the children are going/not going to do.

					
study	play with friends	adopt a dog	take a selfie	watch fireworks	play video games

5. Work in pairs. Ask and answer the questions.

Example: Student 1: Are you going to write poems?
Student 2: No, I am not. Are you going to celebrate New Year?
Student 1: Yes, I am. Are you going to ... ?

Grammar

Countable nouns are nouns that we can count:
an orange – two/three/ten ...
oranges

How **many** apples do you eat?
I eat:
many apples
some/a few apples

Uncountable nouns are nouns that we cannot count:
milk, juice
We do not use the article 'a'.

How **much** milk do you drink in the evening?
I drink:
much milk
some/a little milk

6. Fill in *a/an* or *some*. Mark the nouns as countable (C) or uncountable (U).

some sugar U _____ cabbage
_____ bread _____ tomato
_____ apple _____ pasta
_____ flour _____ bread roll
_____ onion _____ egg

Pronunciation

[b]	[p]
bread	pasta
breakfast	packed
bake	potatoes
banana	spices
cabbage	apple

How fast can you say it?

Buy pie pans

7. Fill in *a/an* or *some*.

- I have _____ coffee at home.
- There is _____ cabbage in the fridge.
- There is _____ egg on the table.
- There are _____ apples in the fruit bowl.
- There is _____ spaghetti in the packet.

Grammar

7. Choose the correct answer.

— What are your plans for the weekend?
— I *am going to/will* watch a nice film.

— It is very cold outside.
— I *am going to/ will* put on a coat.

— Let us go to the concert on Sunday.
— I am sorry. I *am going to/will* visit my grandparents on Sunday.

— Where will you celebrate Christmas?
— I think I *am going to/will* celebrate it at home.

Інтегроване формування мовленнєвих навичок та вмінь

Reading and Speaking

3. Listen to and read the conversation.



Bill: Hey, guys!
Rob: Glad to see you!
Mia: How was your trip?
Emma: It was fantastic!
Rob: Did you visit New York?
Bill: Yes! We spent there a week!
Mia: What did you like the most?



Emma: Central Park, of course! It is a park in the centre of the city. There are skyscrapers all around it. People like to rest in the park. They play games, have picnics, cycle, run, walk there.
Bill: Yes, Central Park is a nice place. But I liked to walk along the busy streets. My favourite place was Times Square. There are huge screens, bright lights there. The square is full of artists, actors.
Bill: Oh, I almost forgot! We bought you the souvenirs with the Statue of Liberty.
Rob: Oh, thank you. Did you see it?
Bill: Of course! We'll show you the pictures!

4. Answer the questions.

- Who was on the trip?
- What city did the children visit?
- What places did they like?
- What do people do in Central Park?
- What is there in Times Square?
- What did they bring to their friends?

5. Work in pairs. Ask and answer the questions.

- Have you ever visited any big cities abroad?
- If yes, what city did you visit? What did you see there?
- If no, what city do you want to visit? Why?

6. Act the dialogue out in groups.

Grammar

We use **Present Perfect** for actions which happened in the past, but the exact time is not stated.

*I (we, you, they) **have opened** the presents already.*

*He (she) **has opened** the presents already.*

Already, yet, ever, never, just, today, this week/year.

We use **Past Simple** for actions which happened in the past. The time is stated.

*I (we, you, he, she, they) **opened** the presents yesterday.*

Yesterday, two days ago, on Monday, in 2021, When...?

Pronunciation

How fast can you say it?

Two tiny tigers take two taxis to town.

Vocabulary and Listening

5. Listen and match.



1



2



3



4



5

cut

peel

put into the saucepan

add

boil

6. Do you know how to cook borscht? If yes, tell the class.

7. Listen and fill in the gaps.



My favourite national dish is borscht. All you need is _____, a few pieces of meat, some _____, potatoes, carrots, tomatoes, an onion, _____, spices and some _____.

Boil the meat, peel and cut the _____. Then put them all into the saucepan. Add spices and salt. Then put some _____ into the plate.

8. Work in pairs. Put the pictures in order. Tell your friend how to cook borscht.



○



○



○



○



○



○

Взаємопов'язане навчання мови та культури

Vocabulary

1. Work in pairs. Look at the map and name the biggest English speaking countries. Listen and check.
Example: 1 is ...



Reading

2. Read the sentences. Do you think they are true (T) or false (F)?
Fun facts about English



- "Come!" is the shortest sentence in English.
- About 6,000 new English words appear each year.

Listening

3. Listen and match the conversations (1-4) to the pictures (A-D).



The London Eye



Regents Park



The Tower of London



Trafalgar Square

4. Listen and read.



Independence Day is the main state holiday in Ukraine. Ukrainian people celebrate it on August 24. 23 August is the Day of the National Flag. At this time the bright blue and yellow colours of the Ukrainian flag will decorate the streets of cities, towns and villages across Ukraine. People can enjoy live concerts with famous musicians, visit summer cinemas and see Ukrainian films, watch traditional night time fireworks, take photos at beautiful selfie spots.



5. Match the words to the pictures.

live concert

fireworks



1

Reading

2. Read Annie's travel blog about Oxford. What places does she recommend to visit?

Two days in Oxford

See University of Oxford beautiful buildings. Take a walk along the river. Visit world-class museums.

Day 1. Morning

Join a walking tour of the University of Oxford. Take an open top bus tour. Go shopping in the Covered Market.

Afternoon

Don't miss Oxford's great museums. The History of Science Museum and the Museum of Natural History have rich collections.

Day 2.

Morning

Take a boat and see the city. The views are fantastic! Take a tour of Oxford castle and Prison.

Afternoon

Visit the Story Museum and the historic Botanic Garden in the city centre. It is the UK's oldest botanic garden. Enjoy your stay!



Oxford castle



Oxford Botanic Garden

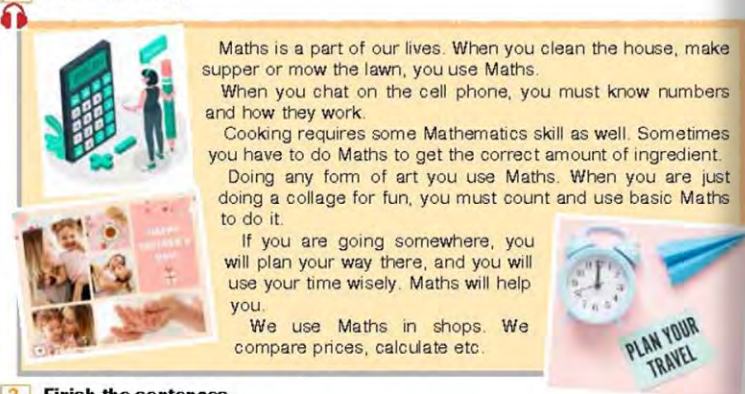
Забезпечення міжпредметних зв'язків

UNIT 2

CLIL LESSON. Mathematics

Reading

1. Listen and read.



Maths is a part of our lives. When you clean the house, make supper or mow the lawn, you use Maths. When you chat on the cell phone, you must know numbers and how they work. Cooking requires some Mathematics skill as well. Sometimes you have to do Maths to get the correct amount of ingredient. Doing any form of art you use Maths. When you are just doing a collage for fun, you must count and use basic Maths to do it. If you are going somewhere, you will plan your way there, and you will use your time wisely. Maths will help you. We use Maths in shops. We compare prices, calculate etc.

2. Finish the sentences.

- When you chat on the cell phone, you must _____.
- When you cook, you must _____.
- When you do any form of art, you must _____.
- When you buy things, you _____.

Speaking

3. In small groups discuss when we use Maths.

4. Work in pairs. Say how much is:

five plus twelve?	twenty two plus nine?
twenty minus eleven?	thirty five minus eight?
thirteen plus ten?	thirteen minus three?
fifteen minus six?	nineteen plus six?

Example: Five plus twelve is seventeen.
Twenty minus eleven is nine.

5. Work in pairs. Ask and answer the questions.

Example: Student 1: How much is five plus six?
Student 2: It is eleven.

13+15	16-2	22+9
21+10	20-11	41-11

UNIT 5

CLIL LESSON. Crafts. Plants

Vocabulary

1. Match the parts of the plants to their characteristics.

- | | |
|-----------|--|
| 1. roots | A. It makes food for the plant. |
| 2. stem | B. They hold the plant in place and take water and minerals from the soil. |
| 3. leaf | C. It holds the seeds. |
| 4. fruit | D. It holds up the plant and carries water and minerals. |
| 5. flower | E. It makes seeds for the plant. |
| 6. seed | F. It grows into a new plant. |

Reading

2. Discuss in pairs.

What do people need to grow? (food, ...) What do plants need to grow? (sun, ...)

3. Listen and read. Were you right?

What do plants need to grow?
We need to eat food and drink water to grow. Plants need water too, just like us. But plants don't eat anything. They make their own food. Fertilisers have nutrients in them. Plants use nutrients to help them to make their food. Plants need water, light, warmth, space, nutrients, soil. Why do they need these things? Plants use light to make their own food. This process is called photosynthesis. Plants die if it is too cold. They need warmth to grow. Plants need nutrients to help them make their own food. Plants need water for photosynthesis. The water also takes nutrients to the plant by the roots. Plants grow faster when they have space. They also need soil. Can you name six things plants need to grow?



4. Choose the right answer.

- Plants make their own _____.
A space B fertilizer C food
- Fertilisers have _____ in them.
A nutrients B plants C photosynthesis
- Plants need _____ to grow.
A water, warmth B space, cold C water, light, warmth, space, nutrients, soil

Speaking

5. Work in groups. Look at the pictures of plants.

What parts of the plants can we eat? How can we use these plants?

Project

6. Mini-project "How a seed grows".

- Work in three groups. Each group will have: a pot with soil, sunflower seeds.
- Plant seeds in the pot. Glue a name tag to your pot.
- Write and draw what happens to the seeds in a week, in two weeks, in a month in a "Plant diary".

UNIT 6

CLIL LESSON. Natural Science. The Universe

Vocabulary

1. Listen and repeat.



2. Answer the questions.

- How many days are there in a year?
- How many days are there in a week?
- How many hours are there in a day?

Reading and Speaking

3. Listen and read.

The Universe contains everything — the Earth, planets, stars, space, galaxies, and even time. No one knows how big the Universe is. It is growing larger and larger all the time. Some scientists think that the Universe is getting colder and may freeze some day. The Earth, which seems very big to us, is a very small part of the Universe. The Sun is only one star in the Milky Way galaxy. Scientists think that there are more than 170 billion galaxies and more than 300 billion stars in the Universe. There is no centre of the Universe. The Solar System consists of the Sun, eight planets and many smaller objects that move around the Sun. The Earth moves around the Sun. The Moon moves around the Earth. We on Earth have just one moon, but some planets have many of them, others don't have any.



4. Mark the sentences true (T) or false (F). Correct the false sentences.

- Scientists know how big the Universe is.
- The Universe is becoming colder.
- The Sun is a star.
- The Milky Way is a galaxy.
- The Sun moves around the Earth.

5. What do these numbers refer to?

8 170 billion 300 billion

6. Work in pairs. Tell your classmate what you learned from the text.

Project

7. In groups make a poster with some interesting facts about the Universe. Be ready to present it in class.

Використання активних видів роботи та творчих завдань

1. Work in pairs. Look at the map and name the biggest English speaking countries.

Listen and check.

Example: 1 is ...



6. Listen and draw a map in the table.



4					
3					
2					
1					
	A	B	C	D	E

Speaking and Writing

6. Walk around your classroom. Ask your classmates how they get to school.



How do you get to school?

Writing

7. Fill in the table. How do your classmates get to school?

walk	Petro, Nadia, Nina, Halia, Mykola walk to school.
car	
bus	
train	

Project

8. In small groups make a poster on why it is important to learn English. On the poster you may put:
a) interesting facts about English,
b) why it is important to learn the language.
Be ready to present it in class.



Використання активних видів роботи та творчих завдань

Reading and Speaking

3. Look at the comics and read. **Christmas Eve**

My family is already in bed. Santa Claus will come with presents tonight. My little sister wrote Santa a letter and asked for a teddy bear.

What did I ask for? It's a secret. I'll go to bed and fall asleep.

Shhhh!

Oh, you put presents in the stockings.

Yes! And this present is for you! But open it tomorrow morning!

Who is there? A beard white as snow, a red hat and coat, a candy cane! Santa!

"Come on, Rudolf!" Stop the sleigh here!"

Bye-bye, Santa!

I must go now! Merry Christmas!

I saw Santa near the Christmas tree! Was it a dream?

4. Find the mistakes. Write the correct sentences.

- The boy has a younger brother.
- Santa's dog is Rudolf.
- Santa came in a car.
- Santa put presents in boxes.

5. Answer the questions.

- How did Santa look?
- Think what the boy could get as a present.

6. Act out the story.

Pronunciation

[ð] then there mother other with breathe

2. Read the riddles and rearrange the letters to find words.

This gives heat and light to us. NUS

It is hotter than the other times of the year. MUMSER

This is white and cold, and falls from the sky. WONS

This is a white or grey thing in the sky. OLUCD

It's difficult to use an umbrella in this kind of weather. DINWY

Project


6. Mini-project "How a seed grows".

- Work in three groups. Each group will have: a pot with soil, sunflower seeds.
- Plant seeds in the pot. Glue a name tag to your pot.
- Write and draw what happens to the seeds in a week, in two weeks, in a month in a "Plant diary".

Використання різних видів наочності — зорової, слухової, використання опор


Vocabulary

1. Match the words to the pictures. Listen and check.



balloons candles cake clown cookies candies ice cream present

2. Look at the pictures and say what the children do. Listen and check.



Vocabulary and Speaking

1. Listen and repeat.



classroom canteen laboratory playground computer room
gym library teachers' room toilet pool

2. Look at the picture of a school. Name the places that you can see there.



Reading

2. Listen and read.



Girl: Hi! How are you doing?
Boy: Good! Thank you!
Girl: Great! Wait a minute! I am going to ask my mum if I can go ...
Boy: She says yes! When are you going to leave?
Girl: At 6 a.m.? Isn't it too early?
Boy: Oh, the party! I forgot about it. All right, I am going to ask my mum to wake me up at 5 a.m. on Saturday.
Girl: I am calling to invite you to go with me and my parents to a GreenWood theme park next Saturday.
Boy: We are going to leave on Saturday morning. Can we pick you up at 6 a.m.?
Girl: If we want to be there at nine, it isn't. And we have to be back before 6 p.m. Tina's birthday party is going to be at 7 p.m. on Saturday night, remember?

Систематичне повторення матеріалу

CONSOLIDATION

Vocabulary

1. Complete the phrases with *junk, packed, main, vegetable, drinking, bread, hot, fried, homemade, fruit, sour, French*. You may use some words more than once.
- | | | |
|-----------------|----------------|---------------------|
| 1. _____ lunch | 5. _____ eggs | 9. _____ fries |
| 2. _____ course | 6. _____ juice | 10. _____ food |
| 3. _____ water | 7. _____ soup | 11. _____ chocolate |
| 4. _____ rolls | 8. _____ cream | 12. _____ salad |

2. Complete the sentences with *serve, boil, put, have, peel, add, do*.

- Schools must _____ healthy food.
- Can you _____ the shopping with me?
- At first you must _____ the meat, then you must _____ spices.
- What do you usually _____ for dinner?
- You must _____ the vegetables before you _____ them into the saucepan.

3. Match the words.

bowl	of	olive oil
glass		milk
bag		coffee
bottle		jam
bar		water
cup		cereal
carton		flour
jar		chocolate

Grammar

4. Choose the correct word.

- I have *some/a few* tea at home.
- There is *a/a few* tomato on the table.
- Let's buy *a little/a few* oranges.
- There is *many/much* milk in the fridge.

5. Choose the correct answer.

- I think we _____ go to a café next Sunday.
A can to B will be able to C will be able
- When I lived in the centre, I _____ buy vegetables in the market.
A can B could C will be able to
- _____ come to my party on Saturday?
A Could you to B Will you be able C Will you be able to
- I _____ cook now, but I want to learn to cook.
A can't B won't be able to C couldn't

Now I can...

- talk about my favourite foods
- write a shopping list
- talk about shopping list
- write a list of clothes I want to buy
- talk about healthy eating
- write a recipe of my favourite dish
- understand texts about food and nutrition
- write a social media post about healthy eating
- listen to and understand information about food and nutrition

REVISION Units 5-8

Vocabulary

1. Choose the correct word.

- Homemade/Junk* food isn't healthy.
- I don't like to *wear/dress* a hoodie.
- In the evenings I like to *go to/surf* the Net.
- They *serve/give* very delicious food in this restaurant.
- We had a great *trip/adventure* to the mountains.

Grammar

2. Choose the correct word.

- My mother and I _____ a holiday dinner now.
A are cooking B cook C is cooking
- If you want to be healthy, you _____ eat junk food.
A shouldn't B are not going to C will not be able to
- There were _____ pupils in the gym.
A much B a little C a few
- I _____ a lot of places already.
A saw B see C have seen
- We always travelled by car because we _____ stop at any place.
A can B should C could

Reading

3. Read the text and choose the correct answer.

Theme parks in the USA

When you go to the USA, you should visit a theme park. They are very popular in the USA. People of all ages like to go there. There are more than 300 theme parks in America. They all are great places with a lot of interesting things to do.

The first big theme park in the USA was Disneyland. It opened in 1955 in California. People loved it, especially families with children. Americans wanted more, and soon a new Disney Park opened. Walt Disney world in Florida had its first visitors in 1971.



In Disneyland you can take trips into the world of favourite cartoons. There are special effects, which help visitors to think that they are in a tale.

The rides in modern theme parks are faster and more interesting than in the past, but they are very safe. They use expensive technology. There are also family rides and water rides. They are great for children.

In theme parks you can also visit shops, cafés, shows and concerts. People can watch beautiful fireworks.

REVISION Units 5-8

1. Theme parks ...

- A are popular only among children
B were popular in the USA in the past, but are not very popular now
C are very popular in the USA

2. There are ...

- A more than 300 theme parks in the world
B more than 300 theme parks in the USA
C 300 theme parks in the USA

3. Disneyland in California ...

- A was the first big park in America
B opened in 1971
C was the first theme park in America

4. The rides in modern theme parks ...

- A are more interesting than in the past but not safe
B are faster than in the past and not safe
C are faster than in the past and safe

5. In theme parks visitors ...

- A can have meals and watch concerts
B cannot have meals
C cannot watch concerts



Listening

4. Listen and mark the sentences true (T) or false (F).

- Most people like wearing T-shirts.
- People use T-shirts to tell the world something about them.
- American seamen made T-shirts very popular.
- Hollywood actors began to wear T-shirts without sweaters or shirts.
- Men began to wear T-shirts after women.

Speaking

5. Speak about your dream trip. Mind the following:

- place/places to visit;
- transport;
- things to do.

6. In pairs discuss what you usually wear when you go to school/go to the party/walk with friends.

Writing

7. Write a social media post on what children should eat.

Рефлексивність процесу навчання


UNIT 2 **School life**

In this unit you will learn...

- to talk about your school
- to say what subjects you study at school
- to talk about your favourite subject
- to talk about English lessons
- to talk about your timetable
- to describe your working day
- to say what you want and like to do
- to understand texts about school and school life
- to listen to and understand information about school and school life
- to write about your school, timetable, working day

Vocabulary and Listening

1. Match the words to the things 1–10. Listen and check.



whiteboard	<input type="checkbox"/>
bookcase	<input type="checkbox"/>
shelf	<input type="checkbox"/>
map	<input type="checkbox"/>
laptop	<input type="checkbox"/>
vase	<input type="checkbox"/>
window	<input type="checkbox"/>
clock	<input type="checkbox"/>
globe	<input type="checkbox"/>
TV	<input type="checkbox"/>

2. Name other things in the picture.

3. Listen to the description of the classroom. Tick the things the speaker mentions.

desk	<input type="checkbox"/>	shelf	<input type="checkbox"/>	projector	<input type="checkbox"/>
chair	<input type="checkbox"/>	map	<input type="checkbox"/>	clock	<input type="checkbox"/>
whiteboard	<input type="checkbox"/>	laptop	<input type="checkbox"/>	globe	<input type="checkbox"/>
bookcase	<input type="checkbox"/>	vase	<input type="checkbox"/>	window	<input type="checkbox"/>

4. Listen again. Find the mistakes in the description.

Grammar

There is/are ...

There is a table in the classroom.
There are two windows in the classroom.

28

CONSOLIDATION

Vocabulary

1. Complete the phrases with *learn, read, watch, write, do, speak, work, do, sing*.


1. _____ stories	4. _____ on projects	7. _____ sentences
2. _____ videos	5. _____ exercises	8. _____ sums
3. _____ to friends	6. _____ songs	9. _____ words

2. Complete the sentences with *library, playground, canteen, gym, laboratory, pool*. There is one extra.

1. We have lunch at school _____.	4. Children read books in the _____.
2. Children run in the _____.	5. They play in the _____.
3. We can swim in the _____.	

3. Choose the correct word.

- I like films so I often *watch TV/ listen to music*.
- My *favourite/easy* subject is English.
- My brother is good *at/in* Maths.
- I like to listen to the most *popular/favourite* songs.
- I *take/bring* a bus to get to school.



Grammar

4. Put the words in brackets in the comparative or superlative forms.

1. Our school is the (good) in our city.	4. I like to watch the (popular) films.
2. My book is (interesting) than your book.	5. IT is (important) subject for me.
3. The pool in our school is (comfortable) than in your school.	

5. Put the words in brackets in the correct form.

I (not like) to get up early, but I (like) to go to school. I meet my friend Tom and we (get) to school by bus. We are classmates. After school he (go) home. I (not go) home, I (play) football with my friends. Sometimes Tom (come) to watch the play. He (not like) to play football, he (like) to swim. On Saturdays we (go) to the swimming pool. It's fun!

6. Choose A, B, or C.

1. I _____ play football. I am good at it. A can B must C mustn't	3. Pupils _____ use mobile phones in the lessons. A can B must C mustn't
2. Pupils _____ study well. A can B must C mustn't	4. Pupils _____ do their homework well. A can B must C mustn't

Now I can...

- talk about my school
- say what subjects I study at school
- talk about my favourite subject
- talk about English lessons
- talk about my timetable, working day
- say what I want and like to do
- listen to and understand information about school
- write about my school, timetable, working day

43



Електронний додаток



У додатку представлені аудіозаписи до всіх вправ підручника, цікаві інтерактивні завдання, ігри тощо.

Увесь аудіоматеріал озвучено носіями мови.

Завдання та вправи, подані в електронному додатку, допомагають засвоєнню нових слів, словосполучень, граматичних конструкцій тощо.



Робочий зошит

Містить творчі вправи, малюнки, різноманітні завдання для індивідуальної, групової, диференційованої роботи.

Англійська мова
ENGLISH



workbook

5
клас



До підручника І. Задорожної, Т. Будної, О. Дацків

UNIT 1

1. my family and my friends

Grammar

1 Read the dialogues. Underline the correct word.

1. Hi. I am/is/are Amala. What are/am/is your name?

Hello. My name are/is/am Mia.

2. This am/is/are my friend, Tom.

Nice to meet you, Tom.

3. Hi, Annie! How are/am/is you?
I'm/ s/'re fine, thanks. And you?

2 Use am, is, are to fill in the gaps.

My name ____ Viad. I ____ ten. I ____ tall and slim.
My hair ____ short. My mother ____ young and beautiful.
Her hair ____ blond. My grandfather ____ handsome. My
grandmother ____ thin. My grandparents ____ not old. We
____ a friendly family.

3 Match the questions with the answers.

What is your name?	I am 10.
How old are you?	Pizza.
Where are you from?	Mary.
Is your family big?	Red.
What is your favourite food?	England.
What is your favourite colour?	No, it's not big.
What is your favourite subject at school?	Math.

It's me

LESSON 1

Vocabulary

4 Find and circle the word (1 слово у рамочку як зразок)

b l o n d	s l i m	short	young
b e a u t i f u l		beautiful	old
d a r k	y o u n g	tall	
p h a n d	s o m e	thin	
m s p n t	a l l c	slim	
s m l y	o l d n	handsome	
i g i n g e r	e b	blond	
g b h h	f e s g q	dark	
d s h o r t	h i n	ginger	

5 Order the letters and write the words.

світле волосся	(onlbd) blond hair
довге волосся	(ogln) _____
темне волосся	(arkd) _____
руде волосся	(gergin) _____
коротке волосся	(rosht) _____

Writing

6 Fill in the poster about you.

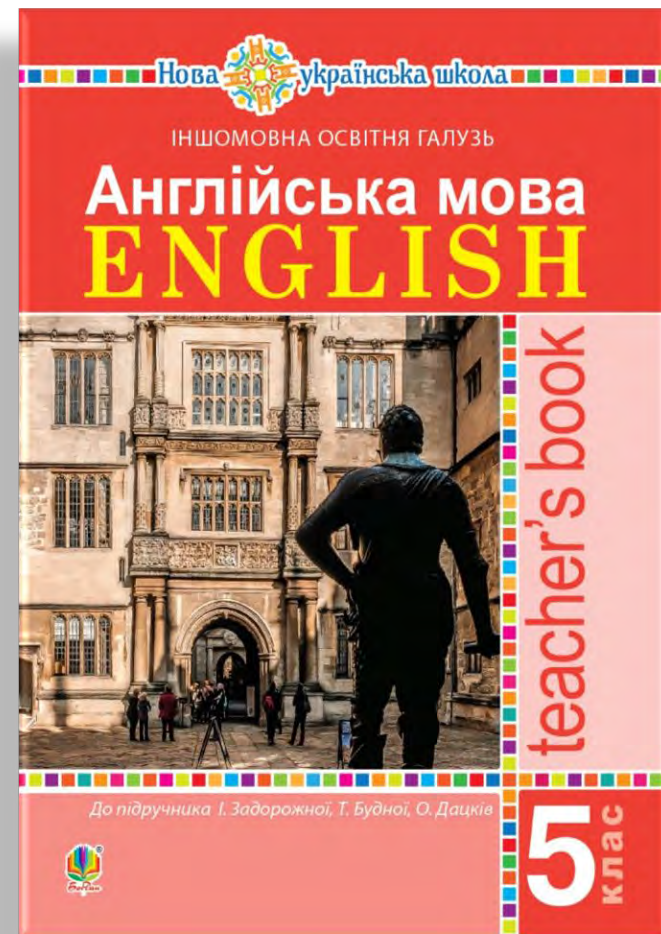
7 Write about your family member.

My _____
His/her name is _____. He/ she is from _____.
He/she is _____. He/ she has _____.
My _____ is _____.




Книга для вчителя

Матеріали посібника допоможуть учителям творчо підготуватися до кожного уроку, зробити навчальний процес надзвичайно цікавим і результативним.



Lesson 4




Date: _____

V. Games and activities.

Play a game "Revision ABC Game".
Ex. 2 p. 7 (Track U01.L02.Ex02)
What's this? — It's a phone.
What's this? — It's a cup.
What's this? — It's a cap.
1, 2, 3 — clap, clap, clap!
Materials needed: recording.

VI. Writing practice.

Ex. 4 p. 7 (Track U01.L02.Ex04)
ABC
Materials needed: recording.
Give WR p. 4 instructions.
The teacher gives instructions concerning the home task and explains how to do the exercises in the workbook.



I. Warming up and reviewing.

Is it a lunchbox? — No, it isn't!

II. Introducing the words / patterns.

Ex. 1 p. 9 (Track U01.L04.Ex01)

marker eleven twelve

eleven twelve marker

Materials needed: recording.

III. Practising the words / patterns.

Ex. 2 p. 9

Materials needed: vocabulary flash cards.

IV. Reading practice.

Ex. 3 p. 9 (Track U01.L04.Ex03)

G Greg has g

H Henry has h

I Tim has g

Materials needed

V. Games and activities.

Play a counting

Ex. 2 p. 9

VI. Writing practice.

Ex. 2 p. 9

Ex. 4 p. 9. (Tr

ABCDEFGHI

Materials needed

	1	2	3	4	5	6	7	8	9	10
19	Lesson 1	Напишіть відповіді на запитання.	It's a toy lion.	lion	Ex. 1-2 p. 26					Почитай і проговорюй.
20	Lesson 2	Що це? Що це? Що це? Що це? Що це? Що це? Що це? Що це? Що це? Що це?	What's this? It's a bear.	bear	Ex. 1-2 p. 28			Ex. 3 p. 20		Почитай і проговорюй.
21	Lesson 3	Що це? Що це? Що це? Що це? Що це? Що це? Що це? Що це? Що це? Що це?	There are my bats.	bats	Ex. 1-2 p. 30					Почитай і проговорюй.
22	Lesson 4	Що це? Що це? Що це? Що це? Що це? Що це? Що це? Що це? Що це? Що це?	It's one lion. It's your dog.	lion dog	Ex. 1-2 p. 32	One little place. It's by, by, by.		Ex. 4 p. 33		Почитай і проговорюй.
23	Lesson 5	Що це? Що це? Що це? Що це? Що це? Що це? Що це? Що це? Що це? Що це?	How many dolls? Three dolls.	dolls	Ex. 1-2 p. 34	one doll — two dolls				Почитай і проговорюй.
24	Lesson 6	Що це? Що це? Що це? Що це? Що це? Що це? Що це? Що це? Що це? Що це?	Let's count!	count	Ex. 1-2 p. 36	one boy — two boys				Почитай і проговорюй.
25	Lesson 7	Що це? Що це? Що це? Що це? Що це? Що це? Що це? Що це? Що це? Що це?	She's Cleo. It's her elephant.	elephant	Ex. 1-2 p. 38			Ex. 3 p. 39		Почитай і проговорюй.
26	Lesson 8	Що це? Що це? Що це? Що це? Що це? Що це? Що це? Що це? Що це? Що це?	What colour is the dog? It's green.	dog	Ex. 1-2 p. 40	What colour is the dog? It's green, green, green.				Почитай і проговорюй.
27	Lesson 9	Що це? Що це? Що це? Що це? Що це? Що це? Що це? Що це? Що це? Що це?	Ten balloons in the air.	balloons	Ex. 1 p. 42	Ten balloons in the air.				Почитай і проговорюй.
28	Lesson 10	Що це? Що це? Що це? Що це? Що це? Що це? Що це? Що це? Що це? Що це?	Bob plays the lion.	lion	Ex. 2 p. 45			Ex. 2 p. 44		Почитай і проговорюй.
29	Lesson 11	Що це? Що це? Що це? Що це? Що це? Що це? Що це? Що це? Що це? Що це?	Review							Почитай і проговорюй.

Лексичні картки



Нова українська школа

ІНШОМОВНА ОСВІТНЯ ГАЛУЗЬ

Англійська мова

ENGLISH

teacher's set

До чинних підручників

5 клас

Пропонований комплект научно-дидактичного матеріалу стане незамінним помічником для вчителя Нової української школи. Він допоможе збагатити словниковий запас, розвинути зв'язне мовлення учнів, урізноманітнити і поживить навчальний процес. Посібник містить малюнки до лексичного матеріалу, який вивчається у п'ятому класі. Картки із сюжетними малюнками сприятимуть легкому й швидкому вивченню нового матеріалу та розвитку й формуванню навичок спілкування англійською мовою. Для вчителів англійської мови, учнів четвертого класу та їхніх батьків. Відповідає Державному стандарту початкової освіти та типовим освітнім програмам.

"КНИГА ПОШТОЮ" АС 529
 м. Тернопіль, 46008
 т. (0352) 519797
 (067) 3501870, (096) 7271762
 mail@bohdan-books.com

м. Тернопіль, т.ф. (0352) 520507, 520548
 office@bohdan-books.com
 м. Київ, т.ф. (044) 2968956, (095) 8083279, nk-bohdan@ukr.net
 Гуртові продажі: (0352) 430046, (050) 3384820
 www.bohdan-books.com, www.bohdan-digital.com

2 005000 018145



Дякуємо за увагу!