

Нова українська школа

Тетяна Будна

Англійська мова ENGLISH



Т.Б. Будна

Англійська мова

Підручник для 3 класу
закладів загальної середньої освіти
(з аудіосупроводом)

Навчальна книга®
Богдан

www.bohdan-books.com www.bohdan-digital.com



Зміст підручника відповідає типовим освітнім програмам, розробленим під керівництвом О.Я. Савченко та Р.Б. Шияна, охоплює всі змістові лінії Державного стандарту початкової школи з мовно-літературної освітньої галузі (іншомовна освіта, англійська мова) та дозволяє забезпечити цілісність навчально-виховного процесу.

Чітка структуризація навчального матеріалу та апарат орієнтування сприятимуть успішному навчанню за підручником.

Видання містить яскраві живі ілюстрації, що чудово доповнюють текстовий матеріал.

Запропоновано різнопланові завдання творчого характеру, завдання на розвиток критичного мислення тощо. Усі вправи ґрунтуються на досвіді учнів та відповідають інтересам третьокласників.

У кожному розділі багато уваги приділяється формуванню та вдосконаленню основних мовних навичок.

Увесь навчальний матеріал, поданий в аудіододатку, озвучено носіями мови.

Завдання та вправи, запропоновані в електронному додатку, допомагають засвоєнню нових слів, виразів, граматичних конструкцій тощо.

У навчально-методичний комплект входять:

Підручник

Робочий зошит з електронним додатком

Аудіододаток

Мультимедійний додаток з іграми та відеороликами


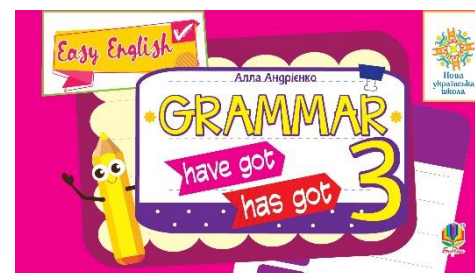
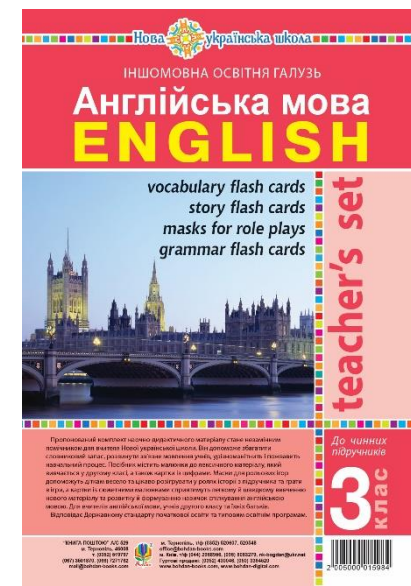

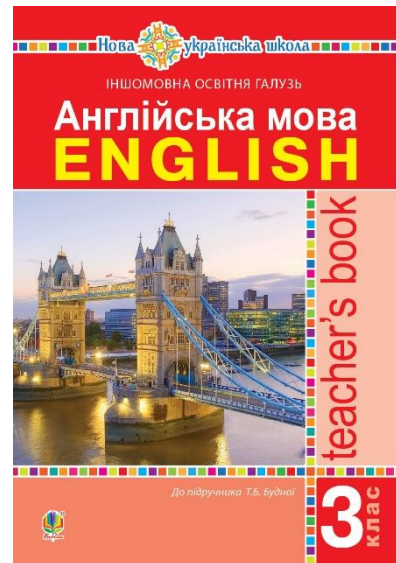
Книга для вчителя

Комплект флеш-карток, постерів, роздаткового матеріалу, таблиць

Посібники для читання та письма

Дидактичні ігри

Ресурсна папка для вчителя



Підручник доповнено електронним додатком, який можна відкрити за посиланням:
<https://www.bohdan-books.com/edu3/>



Основні теми:

UNIT 1 Welcome Back

UNIT 2 Family Ties

UNIT 3 School

UNIT 4 My Day

UNIT 5 My House

UNIT 6 In the Kitchen

UNIT 7 Nature and Animals

UNIT 8 Seasons, Weather, Clothes

UNIT 9 Hobbies and Fun

A Fairy Tale

Picture Dictionary

Unit 1 Welcome Back **Lesson 1**

1. Listen and repeat.

Ukraine — Ukrainian Germany — German
 Poland — Polish Italy — Italian

chocolate bar cheese

2. Listen and read.

1 Hello! Hello, Andy. Welcome back.
 2 This is for you, Candy. It's from Poland. What's this? Thank you, Andy!
 It's a piece of cheese. It's Polish.
 3 What are they? They're chocolate bars from Germany. They're German.
 4 What's that? It's a message from Antony. He's from Italy. He's Italian.

3. Talk with a friend.

What's this? — It's a flower.
 What are they? — They're flowers.

6 Workbook Lesson 1

Unit 2 Family Ties **Lesson 1**

1. Listen and repeat.

Mia's parents grandparents aunt and uncle cousins, twins

2. Listen, point and circle.

1. They are Mia's parents / grandparents.
 2. They are Mia's grandparents / cousins.
 3. They are Mia's brothers / cousins.
 4. This is Mia's aunt / uncle.
 5. This is Mia's aunt / uncle.
 6. They are twins / grandparents.

3. Listen and read.

1 With pleasure, come on Buddy.
 2 Hello, my name's Mia. And this is my dog Bun.
 Oh, hi! Nice to meet you, Mia.
 We're Vlad and Zoriana and this is our dog Buddy.
 Nice to meet you, too.
 3 Where are you from, Mia? I'm from China, but I live in Kyiv now.
 4 Oh, really? Welcome to Ukraine!

4. Listen again. Mark the sentences true (T) or false (F).

1. Vlad and Zoriana are in China.
 2. Mia is from Ukraine.
 3. Vlad, Zoriana and Mia have got pet dogs...
 4. Mia's dog is Bun.

16 Workbook Lesson 1

Основні теми:

UNIT 1 Welcome Back

UNIT 2 Family Ties

UNIT 3 School

UNIT 4 My Day

UNIT 5 My House

UNIT 6 In the Kitchen

UNIT 7 Nature and Animals

UNIT 8 Seasons, Weather, Clothes

UNIT 9 Hobbies and Fun

A Fairy Tale

Picture Dictionary

Unit 3 School **Lesson 1**

1. Listen, point and repeat.

English maths Ukrainian music PE art IT

2. Listen and read.

1 What lessons have you got on Mondays? 2 When have you got art?

3 We've got PE, English and maths. 4 On Wednesdays.

3 Oh, yes. 4 It's time to take the bus.

Don't forget your art kit. Have a nice day. Thank you, granny.

3. Look, write and say.

English	PE	maths	Ukrainian	IT
workbook	PE kit	book	pen	computer

1. — We've got English today.
— Don't forget your English workbook.

26 Workbook Lesson 1

Unit 4 My Day **Lesson 1**

1. Listen and repeat.

wake up It's a quarter past six. It's a quarter to seven.

2. Listen and read.

1 Good morning, dear. It's time to wake up. 2 What's the time? It's a quarter past six.

3 Oh, no, I'm sleepy. Just five more minutes. 4 Hurry up, or you'll be late. Breakfast is ready.

3. Point, ask and answer.

wake up have breakfast go to school

— What time do you wake up?
— At a quarter past six.

4. Talk with a friend.

— What time do you get up?
— At a quarter past seven. And you?
— I get up at seven o'clock.

36 Workbook Lesson 1

Основні теми:

UNIT 1 Welcome Back

UNIT 2 Family Ties

UNIT 3 School

UNIT 4 My Day

UNIT 5 My House

UNIT 6 In the Kitchen

UNIT 7 Nature and Animals

UNIT 8 Seasons, Weather, Clothes

UNIT 9 Hobbies and Fun

A Fairy Tale

Picture Dictionary

Unit 5 My House Lesson 1

1. Listen and repeat.

house flat painting inside

2. Listen and read.

1 Who lives in this house?
Wow! What a big house!

2 Let's go inside and find out!
Ok!

3 Look! A painting!
This is a family portrait!

4 Look. This woman is a queen.
She's got a crown. She is so beautiful.

3. Listen again. Mark the sentences true (T) or false (F).

- The children are in the house.
- They see many books in the house.....
- They like one painting.....
- They can see a family in the painting.
- The children find the crown in the house.....
- This is the man's crown.

48 Workbook Lesson 1

Unit 6 In the Kitchen Lesson 1

1. Listen and repeat.

cup glass saucer teaspoon bowl lay the table

2. Listen and read.

1 Hey, Jill! Help me, please!
What's the matter?

2 I need to lay the table. Where are our cups and saucers? I can't find them!
Don't panic!

3 Great!
Here they are! Look! They're in the drawer!

4 Ok.
Take four cups and saucers and put them on the kitchen table, please.

3. Listen again. Mark the sentences true (T) or false (F).

- The children are in the house.
- They are very busy.
- They want to lay the table.....
- They need four cups and six saucers.....
- There are many cups in the drawer.

4. Talk with a friend.
How can you help your mum lay the table? —
I can put...

58 Workbook Lesson 1

Основні теми:

UNIT 1 Welcome Back

UNIT 2 Family Ties

UNIT 3 School

UNIT 4 My Day

UNIT 5 My House

UNIT 6 In the Kitchen

UNIT 7 Nature and Animals

UNIT 8 Seasons, Weather, Clothes

UNIT 9 Hobbies and Fun

A Fairy Tale

Picture Dictionary

Unit 7 Nature and Animals **Lesson 1**

1. Listen and repeat.

Australia koala bear toucan the Arctic

2. Listen and read.

1 What's this animal?
I don't know. I can't see any animals here.

2 I think they're toucans.
No, they aren't. The toucans are over there.

3 Look! I can see something in the tree.
Oh, yes! It's very small.
No, it isn't. Look, there're two animals.

4 Wow! What are they?
I know. They come from Australia. They're koala bears.

3. Listen again. Mark the sentences true (T) or false (F).

- The children can't see any animals.
- They can see some birds in the tree.
- The birds are from Australia.
- The children see koala bears.

4. Talk with a friend.
Where do the polar bears come from? — They come from the Arctic.

panda bears / China
black bears / Europe
koala bears / Australia

68 Workbook Lesson 1

Unit 8 Seasons, Weather, Clothes **Lesson 1**

1. Listen and repeat.

beach holiday video call

2. Listen and read.

1 Listen! Amanda's calling.
Hurry up! It's the video call.

2 Hi, friends! Happy holidays!
Hi, Amanda! How are you?

3 Wow! It's so warm. Where are you now?
I'm in Australia. We're playing on the beach.

4 Is it snowy? I like snow.
Lucky you! It's so cold here in Ukraine!
Yes. It's cold and snowy.

3. Listen again. Mark the sentences true (T) or false (F).

- Amanda is in Ukraine.
- The children are having their holidays.
- The girl doesn't like snow.
- The children are skiing on the beach.
- It's warm and sunny in Australia.

4. Talk with a friend about the season in your country now.

78 Workbook Lesson 1



Основні теми:

UNIT 1 Welcome Back

UNIT 2 Family Ties

UNIT 3 School

UNIT 4 My Day

UNIT 5 My House

UNIT 6 In the Kitchen

UNIT 7 Nature and Animals

UNIT 8 Seasons, Weather, Clothes

UNIT 9 Hobbies and Fun

A Fairy Tale

Picture Dictionary

Unit 9 Hobbies and Fun **Lesson 1**

1. Listen and repeat.

trip water park boat ride

2. Listen and read.

1 Hi, you're back!
It was fun.
How was your trip?

2 Did you visit the water park on Sunday?
Of course, we did. We also walked around Kyiv and went for a boat ride.

3 That's OK. Tell us about the park.

4 Yeah, but I haven't got my camera with me so I can't show you.
Did you take pictures?
There're so many slides there. I liked them all.

3. Ask and answer.

interesting — How was your trip to Kyiv?
fine — It was great!
good

4. Talk with a friend about your trips.

— Did you go to Kyiv?
— Yes, I did./No, I didn't.

88 Workbook Lesson 1

Lesson 2 Hobbies and Fun

1. Listen and repeat.

amusement park House of mirrors boat swing merry-go-round

2. Read and match with the pictures from exercise 1.

- We were in the amusement park last Saturday.
- We visited the House of mirrors.
- We played on the merry-go-round.
- We liked the boat swing.

3. Grammar Focus.

I / he / she / it / we / you / they visited / went yesterday
I / he / she / it / we / you / they **didn't** visit / go last Sunday
Did I / he / she / it / we / you / they visit / go? a week ago

4. Listen and tick (✓).

	liked [t]	loved [d]	visited [id]
helped			
walked			
played			
wanted			
stayed			

5. Write sentences. Talk with a friend.

Last Tuesday morning I painted a picture.

	Tuesday	Wednesday	Thursday
morning	paint a picture	play football	help mum
afternoon	wash a car	listen to music	watch TV

Workbook Lesson 2 89

Основні теми:

UNIT 1 Welcome Back

UNIT 2 Family Ties

UNIT 3 School

UNIT 4 My Day

UNIT 5 My House

UNIT 6 In the Kitchen

UNIT 7 Nature and Animals

UNIT 8 Seasons, Weather, Clothes

UNIT 9 Hobbies and Fun


A Fairy Tale

Picture Dictionary


A Fairy Tale
Why Day and Night Are Not Friends

after Viktor Vasylychuk

This is Day the Dog. He's white.
That is Night the Cat. He's black.
They are friends.
They live in the forest.
They like the forest.



They like to walk among* the trees.
They like to run after the butterflies.
They like to play in the green grass
and bright flowers.



* among — серед

Activities

1. Look and match.

- | | |
|-----------|--------------|
| 1. Day | the Fox |
| 2. Night | the Cat |
| 3. Summer | the Bear |
| 4. Autumn | the Dog |
| 5. Winter | the Squirrel |
| 6. Jumper | the Bird |
| 7. Spring | the Hedgehog |



2. Unscramble and match.



arin



ehat



noswaffl

3. Do the puzzle.

Основні теми:

UNIT 1 Welcome Back

UNIT 2 Family Ties

UNIT 3 School

UNIT 4 My Day

UNIT 5 My House

UNIT 6 In the Kitchen

UNIT 7 Nature and Animals

UNIT 8 Seasons, Weather, Clothes



























UNIT 9 Hobbies and Fun

A Fairy Tale

Picture Dictionary

Словник у малюнках

PICTURE DICTIONARY

UNIT 1 Welcome Back			
			
Ukraine — Ukrainian	Poland — Polish	Germany — German	Italy — Italian
			
chocolate bar	cheese	Rome	Kyiv
			
Paris	Berlin	pen friend	a funny pig
			
a slow turtle	a quick mouse		
UNIT 2 Family Ties			
			
parents	grandparents	aunt and uncle	cousins, twins
			
husband	daughter	nephew	wife
			
son	niece	tall, slim, straight hair	short, plump, wavy hair

			
raise your hand	help your classmates	be nice	scream
			
come to school in time	listen to the teacher	be late	play ball games
			
watch cartoons	surf the net	help carry books	
UNIT 4 My Day			
			
wake up	It's a quarter past six.	It's a quarter to seven.	wake up
			
take a shower	brush my teeth	comb my hair	get dressed
			
make my bed	have breakfast	go to school	come back home

Путівник підручником

• зорове сприймання

• писемна взаємодія

• писемне висловлювання

• сприймання на слух

• усна взаємодія

• онлайн взаємодія



Підручник містить чіткий зміст та систему умовних позначень.

Апарат орієнтування підручником використовується системно і раціонально.

У колонтитулах вказані назва та номер розділу, а також номер уроку.

Номери вправ та умови завдань чітко виокремлені, що дає змогу учню легко орієнтуватися на сторінці підручника.

CONTENTS

Vocabulary	Speech Structures	Grammar	Skills
UNIT 1 Welcome Back pp. 6-15			
Greetings	I am... He/She/It is... We/You/They are...	the verb to be 's for possession	Listening: identifying the people, things, objects; distinguishing the words; listening for specific information; a conversation and a song
Names	What's this? It's a...		Reading: words; short stories
Countries	They're... The cat's name... The dogs' names... How old is...? Where ... from?		Speaking: greeting and introducing; naming the things; asking and answering about name, age, country and pets
Nationalities			Writing: an e-mail letter to a new friend
Things			
UNIT 2 Family Ties pp. 16-25			
Family members	Who is this? This is Emily's... He's Emily's brother.	the verb to have 'a/an' with jobs	Listening: understanding specific information; identifying true and false statements; a conversation and a song
Appearance	What does he/she look like? He's tall. He/She's got... How old is he/she? He's/She's...		Reading: a story, identifying the details
Parts of the body			Speaking: asking and answering about name, age, appearance of family members
Numbers 1-100			Writing: a postcard describing a family
Age			
Jobs			
UNIT 3 School pp. 26-35			
Subjects	I've got maths on... It's half past ... He usually reads... Does she ... ? Yes, she does. No, she doesn't. I like... I don't like... Do you like ... ?	Present simple for facts basic prepositions of time	Listening: identifying the correct phrase; choosing the correct statement
School things			Reading: words and descriptive texts
Days of the week			Speaking: telling about school; asking and answering about likes and dislikes in the lessons
Telling the time			Writing: a letter about school and favourite lessons; a classroom rules list
Adjectives			
Prepositions			

Умовні позначення:



– **Listen.** Слухай.



– **Write.** Напиши.



– **Sing.** Співай.



– **Make.** Виготуй.



– **Game.** Гра.



– **Workbook.** Робочий зошит.
Multimedia app.
Мультимедійний додаток.

Unit 2

Family Ties

Lesson 3



1. Listen and repeat.

tall

slim

straight hair



short

plump

wavy hair



2. Look, listen and repeat.

What does Mia look like?
She's short and slim.
She's got curly hair and dark eyes.

What does Han look like?
He's tall and slim.
He's got wavy hair and grey eyes.

3. Grammar Focus.

I/you have got	I/you have not got	Have I/you got?
he/she/it has got	he/she/it has not got	Has he/she/it got?
we/you/they have got	we/you/they have not got	Have we/you/they got?
I've got	I haven't got	
He's got	He hasn't got	



4. Look, say and write.

1. — What does Zoriana's uncle look like?
— He's tall and slim. He's got red hair and green eyes.

2. — What does _____?
— She's _____. She's got _____.

3. — What does _____?



uncle

niece

cousin

5. Say how your family members look like.

My cousin Billy is He's got ... and

Кожен розділ складається з 10 уроків.

Розділ містить різні типи завдань і передбачає ігрові, творчі, проєктні форми роботи для розвитку всіх необхідних мовленнєвих умінь та перевірки рівня сформованості базових мовних навичок.

Останній урок розділу – підсумковий.

Unit 7

Nature and Animals

Lesson 5

Listening

1. Listen and tick (✓) the words you hear.

<input type="checkbox"/> holiday	<input type="checkbox"/> visiting	<input type="checkbox"/> tree	<input type="checkbox"/> watch	<input type="checkbox"/> money
<input type="checkbox"/> holidays	<input type="checkbox"/> visit	<input type="checkbox"/> free	<input type="checkbox"/> catch	<input type="checkbox"/> funny

2. Listen again and fill in the missing words.

I'm on holiday in Kenya with my family. We are visiting a _____ for giraffes.

Giraffes can live free here. Visitors can watch them and take photos. The giraffes are tall and funny.

My _____ is taking photos of the animals. My mum is eating a _____. Oh! The giraffe is eating a sandwich now! What a naughty _____!

My sister is watching the _____ giraffe and I am writing in my holiday book.

3. Agree (+) or disagree (-).

- The family is at home.
- They're having fun.
- They can see many giraffes.
- The giraffes are small and funny.
- Giraffes live in the cages.
- They like to see a baby giraffe.



4. Look and tell a story.



Lesson 6

Nature and Animals

Reading

1. Listen, read and learn.



care



hang



look for



insect

2. Listen and read.

Chimpanzees or chimps are clever monkeys. They have got long arms, short legs, and do not have tails. They live in African forests. Chimpanzees care for their babies well. They are with their mothers for three years. When the mother walks, her baby hangs on to her fur. Later, little chimps ride "piggyback".



piggyback

Every day chimpanzees look for fruits, leaves and insects to eat. When it gets dark, they climb up trees to sleep.

3. Choose the right word. Speak about chimps.

- Chimpanzees live in African *forests/rivers*.
- They've got long *tails/arms*.
- Mothers chimpanzees care for their *family/babies*.
- Chimpanzees look for fruits, leaves and insects to *eat/drink*.
- At night they climb up *trees/stones* to sleep.

4. Talk with a friend. Speak about the animal you like.

I like They are...

Введення нового матеріалу здійснюється через використання міжпредметних зв'язків та інтеграцію матеріалу таких освітніх галузей, як мовно-літературна (читання текстів та віршів, розігрування діалогів), математична (вивчення цифр і дій із ними), природнича (теми «Тварини», «Погода»), технологічна (уроки-проекти), інформатична (робота з мультимедійним додатком), здоров'язбережувальна (тема «Харчування»), громадянська (тема «Сімейні зв'язки») та мистецька (використання пісенного матеріалу).

Unit 9

Hobbies and Fun

Let's Sing!

Lesson 9

1. Listen and sing.

Come on, let's be quick.
We are going on a picnic.
It's a hot and sunny day.
We're ready to dance and play.



Come on, let's be quick.
We are going on a picnic.
Put on sunglasses and a hat.
We are going with mum and dad.



Come on, let's be quick.
We are going on a picnic.
Put on a T-shirt and a cap.
We are ready to sing and clap.



Come on, let's be quick.
We are going on a picnic.
Pack the basket with some pies.
We are going on a picnic, guys.



2. Look and sing again.



baskets / apples



sandals / shorts



dresses / shoes

Lesson 10

Family Ties

Project

1. Make a family tree booklet.



2. Show and say.

This is my mum Anna.
She's tall and slim.
She's thirty-two.
My mum likes music.
She plays the drums.
I love my mum.

Обсяг змісту підручника співвідносний з одиницями навчального часу, що відведений на вивчення навчального предмета. За програмою у 3 класі є 105 уроків (48 у першому семестрі та 57 — у другому). У підручнику подано матеріал на 42 уроки I семестру. Це дає можливість вчителю використати 4 уроки на проведення чотирьох видів контролю мовленнєвих навичок та ще 2 уроки на повторення матеріалу та/або аналіз контролю. На II семестр у підручнику подано матеріал для 50 уроків. Знову у вчителя є можливість взяти 4 уроки на проведення контролю мовленнєвих навичок та ще 3 уроки використати для розвитку читання та мовлення. Для цього у підручнику передбачено додатковий матеріал для читання.

Lesson 8 My House
Let's Play

Start Miss a turn! Play again!

Finish My lovely house! Play again! Miss a turn! Miss a turn!

1. Throw the dice and move ahead. Name the room.
2. Guess what room it is.
 - There are two paintings on the wall. There is a sofa and a big lamp.
 - It's a sitting room.
 - Well done!
3. Talk with a friend. Ask and answer.

What is your favourite room? — My favourite room is...

Workbook Lesson 8

A Fairy Tale
Why Day and Night Are Not Friends
after Viktor Vasylchuk

This is Day the Dog. He's white.
That is Night the Cat. He's black.
They are friends.
They live in the forest.
They like the forest.

They like to walk among* the trees.
They like to run after the butterflies.
They like to play in the green grass and bright flowers.

* among — серед

98

Unit 7 Nature and Animals
Lesson 7
Writing

Draw a picture of a funny bird. Write about your bird.

A Funny Bird
by _____
This is a _____
_____ is _____
_____ are _____
_____, but it can't _____.

answer.
_____ animal is the king of all animals?
_____ animal has got a long neck?
_____ animal has got a mane?
_____ animal likes to talk?
_____ animal is very slow?
_____ animal is the man's friend?

Структура уроку



1. Listen and repeat.



draw



paint



colour



cut out

Вивчення нової лексики
за допомогою
ілюстративного
матеріалу



1. Listen and repeat.



a **quick** mouse



a **funny** guinea pig



a **slow** turtle

Тренування
і відтворення
матеріалу

1. Listen and repeat. Look and say.

— Where's he from?
— He's from France. He's French.



Britain / British



France / French



Turkey / Turkish



Greece / Greek

1. Listen and repeat.

tall

slim

straight hair



short

plump

wavy hair

2. Look, listen and repeat.

What does Mia look like?
She's short and slim.
She's got curly hair and
dark eyes.

What does Han look like?
He's tall and slim.
He's got wavy hair and
grey eyes.

Мовленнєва гра

4. Play a game "Animal Riddles".



4. Play a guessing game "What's in the Drawers?".

Is there a book in the drawers? — Yes, there is.
Are there any pencils in the drawers? — No, there aren't.

Let's Play

30 Are crocodiles long? 31 Can giraffes climb trees? 32 Have monkeys got long necks? 33 Go back to number 24. Finish

29 Where do fish live? 28 Go back to number 25. 27 What can toucans do? 26 What do rhinos eat? 25 Have lions got wings?

24 What colour are rhinos? 23 Have zebras got claws? 22 What do lions eat? 21 Can penguins fly? 20 Go back to number 12.

19 What can turtles do? 18 Go back to number 15. 17 What do squirrels eat? 16 Where do elephants live? 15 What colour are parrots?

10 Where do giraffes live? 11 What can pelicans do? 12 Go back to number 9. 13 Do crocodiles eat grass? 14 Can zebras jump?

9 Have snakes got legs? 8 Go back to start. 7 What colour are tigers? 6 What do monkeys eat? 5 Have lions got manes?

Start 1 What colour are kangaroos? 2 Do animals live in Africa? 3 What colour are pandas? 4 Have birds got wings?

Робота в парах
і групах

3. Ask and answer.

interesting
fine
good

— How was your trip to Kyiv?
— It was great!

there. I liked them all.



4. Talk with a friend about your trips.

— Did you go to Kyiv?
— Yes, I did./No, I didn't.

88 Workbook Lesson 1

4. Talk with a friend.

— What time do you get up?
— At a quarter past seven. And you?
— I get up at seven o'clock.

3. Talk with a friend.

What's this? — It's a flower.
What are they? — They're flowers.



6 Workbook Lesson 1

3. Talk with a friend.

— It's my grandma's birthday today.
— Really? How old is she?
— She's eighty-two.



nephew/19



niece/26



grandma/82



grandpa/93

Вправи на формування вмінь аудіювання та читання

3. Listen, then read and fill in.

- Hi, Jill, have you got a big _____?
- No, _____ one brother, a mum and a dad.
- What does your _____ look like?
- He's tall and slim. He's got dark hair and brown _____.
- What about your mum?
- She's very pretty. She's got blond wavy _____ and blue eyes. And my _____ looks like me. He's short and plump and he wears glasses.

4. Read again. Mark the sentences true (T) or false (F).

- 1. Jill's family is big.
- 2. They are a family of five.
- 3. Jill's mother has got blond wavy hair.
- 4. Jill wears glasses.

2. Listen and read.



Ken

I like school. I always paint pictures in the art lesson. I play new ball games in the PE lesson. I watch cartoons in the English lesson.

I like music and computers. I seldom sing songs in the music lesson. I always surf the net in the IT lesson.



Lola



Helen

I don't like art and PE. I never run in the PE lesson. I like Ukrainian and English. I always help my teacher carry books.

We always listen to the teacher. We never talk with classmates in the lessons. We usually have a good day at school.



Paul and Mike

3. Tick (✓) or cross (×).

Who...	Ken	Lola	Helen	Paul and Mike
doesn't like art and PE?				
never runs in the PE lesson?				
likes music and computers?				
watches cartoons in the English lesson?				
never talks with classmates?				

4. Answer the questions.

1. What does Ken usually do in the art lesson?
2. Does Lola always sing songs in the music lesson?
3. Do Paul and Mike usually have a good day at school?

Вправи на формування вмінь діалогічного мовлення

3. Point, ask and answer.



wake up



have breakfast



go to school

— What time do you wake up?
— At a quarter past six.

4. Talk with a friend.

— What time do you get up?
— At a quarter past seven. And you?
— I get up at seven o'clock.

2. Listen and read.



— Is it cold outside?
— Yes, it's very cold.
— What can I wear today?
— Put on your coat and mittens.



3. Change the highlighted words and talk with your friend.

warm/sweater and jeans

rainy/raincoat and boots

hot/T-shirt and flip-flops

4. Look and say.

When can I wear my sandals?



In summer.



Робота з
граматичним
матеріалом

2. Grammar Focus.



Is there a carpet on the floor? —
Yes, there **is**. / No, there **isn't**.

Are there any windows in the room? —
Yes, there **are**. / No, there **aren't**.

There **isn't** a garage near the house.
There **aren't** any stairs in the house.

3. Grammar Focus.



I / he / she / it / we / you / they visited / went	yesterday
I / he / she / it / we / you / they didn't visit / go	last Sunday
Did I / he / she / it / we / you / they visit / go?	a week ago

4. Listen and tick (✓).

	liked [t]	loved [d]	visited [id]
helped			
walked			
played			
wanted			
stayed			

5. Write sentences. Talk with a friend.

Last Tuesday morning I painted a picture.

	Tuesday	Wednesday	Thursday
morning	paint a picture	play football	help mum
afternoon	wash a car	listen to music	watch TV

2. Grammar Focus.



I am reading. He / she / it is reading. We / you / they are reading.	I'm not reading. He / she / it isn't reading. We / you / they aren't reading.	Am I reading? Is he / she / it reading? Are we / you / they reading?
---	--	---

3. Look, write and say.



— What are you doing?
— I'm combing my hair.

Let's Play

1. Help Candy find her
Follow and circle the
words.

Start

socks	jacket	shorts	hat	school	table
apple	house	monkey	boots	mother	tree
sun	jeans	belt	skirt	blue	mouse
milk	gloves	dog	pizza	box	snake
pencil	shoes	egg	T-shirt	trousers	jacket
book	cap	shirt	coat	school	scarf
tiger	zoo	brown	kite	fish	dress

2. Look at the pictures and write
the correct words.

Finish

<input type="text"/>		<input type="text"/>		<input type="text"/>	
<input type="text"/>		<input type="text"/>		<input type="text"/>	
<input type="text"/>		<input type="text"/>		<input type="text"/>	
<input type="text"/>		<input type="text"/>		<input type="text"/>	
<input type="text"/>		<input type="text"/>		<input type="text"/>	

Гра на повторення
вивченого матеріалу

Let's Play

			
	<input type="checkbox"/> go home	<input type="checkbox"/> brush teeth	
	<input type="checkbox"/> have lunch	<input type="checkbox"/> watch TV	
	<input type="checkbox"/> have breakfast	<input type="checkbox"/> go to bed	
	<input type="checkbox"/> have dinner	<input type="checkbox"/> go to school	
	<input type="checkbox"/> take a shower	<input type="checkbox"/> do homework	
	1. wake up	<input type="checkbox"/> play football	
			
			

1. Arrange in order.

2. Number the pictures.

3. Talk with a friend. Ask and answer.

- It's 7 o'clock. What is he doing now?
- He is waking up.

Проектна робота

Lesson 10

Seasons, Weather, Clothes

Project

1. Make a weather daybook.



2. Show and say.

It is Friday today.
It is rainy.
It was Thursday yesterday.
It was cloudy.




Lesson 10

Nature and Animals

Project

1. Make a model of the mini farm.



2. Show and say.

This is my mini farm model.
There is a cow and two calves
on the farm.

You can see a little piglet
and two little chickens. Let's
walk around the farm!





Мультимедійний додаток та аудіододаток

У додатку представлені аудіозаписи до всіх вправ підручника, цікаві інтерактивні завдання, ігри тощо.

Увесь аудіоматеріал озвучено носіями мови.

Завдання та вправи, подані в електронному додатку, допомагають засвоєнню нових слів, виразів, граматичних конструкцій.



Робочий зошит

Містить творчі вправи, малюнки, різноманітні завдання для індивідуальної, групової, диференційованої роботи.

Англійська мова
ENGLISH



workbook

3
клас



До підручника Т.Б. Будної

Lesson 1

Welcome Back Unit 1

1. Fill the missing letters.



Ukr__ine
Ukra__nian

Pol__nd
P__lish



Ger__many
Germ__n

It__ly
Ital__an

2. Complete.



- Hello, Andy. _____ back.
- This is for you, Candy. It's from Poland. What's this? It's a piece of cheese. It's _____.
- They're chocolates from _____. They're German.
- It's a Viber message. It's from Antony. He's from Italy. He's _____.

3. Look and write.

- What's this? It's a phone.
What are they? They are phones.



3

Unit 1

Welcome Back

Lesson 2

1. Write the pairs.

France — French

— British

Greece — _____

— Turkish

Ukraine — _____

— Polish

2. Fill in *am, is, are*.

- You are from Poland.
- Antonio _____ from France.
- Stas and Polina _____ from Ukraine.
- Maria _____ from Greece.
- Sue _____ from Britain.
- I _____ from Ukraine.

3. Write the answers.

- Is he French? — No he isn't. He is Italian.
- Is she Turkish? — No she isn't. She is _____.
- Is he Polish? — No he isn't. He is _____.
- Is she British? — No she isn't. He is _____.

4

Lesson 3

Welcome Back Unit 1

1. Unscramble, match and write.



arPsi oRem eBrinl yKiv

2. Circle the answer.

- How old is are Yusef?
— He is ten / nine years old.
— Where is he / she from?
— He is from Paris, France / Greece.



- How old am / is is Anita?
— She is/are nine years old.
— Where's he / she from?
— She am / is from Loldon, Great Britain.



3. Write the sentences.

dog's The name Ben is.

Snowy names cats' The are Browny and.

5



Книга для вчителя

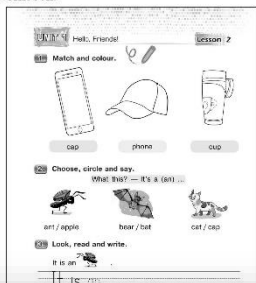
Матеріали посібника допоможуть учителям творчо підготуватися до кожного уроку, зробити навчальний процес надзвичайно цікавим і результативним.



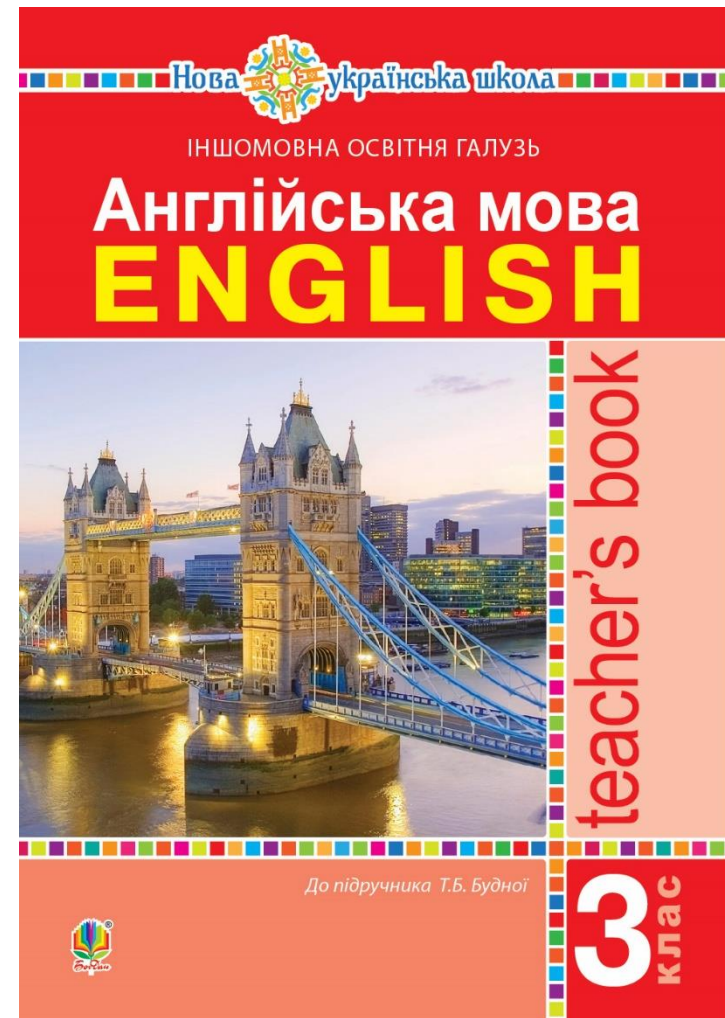
- I. Warming up and reviewing.
Is it a lunchbox? — No, it isn't.
- II. Introducing the words / patterns.
Ex. 1 p. 9 (Track U01.L04.Ex01)
marker eleven twelve
eleven twelve marker
Materials needed: recording.
- III. Practising the words / patterns.
Ex. 2 p. 9
Materials needed: vocabulary flash cards.
- IV. Reading practice.
Ex. 3 p. 9 (G Greg H Henry I Tim hat)
Materials in

- V. Games and activities.
Play a game "Revision ABC Game".
Ex. 2 p. 7 (Track U01.L02.Ex02)
What's this? — It's a phone.
What's this? — It's a cup.
What's this? — It's a cap.
1, 2, 3 — clap, clap, clap!
Materials needed: recording.
- VI. Writing practice.
Ex. 4 p. 7 (Track U01.L02.Ex04)
ABC
Materials needed: recording.
Give WB p. 4 instructions.
The teacher gives instructions concerning the home task and explains how to do the exercises in the workbook.

- V. Games and activities.
Play a game "Revision ABC Game".
Ex. 2 p. 7 (Track U01.L02.Ex02)
What's this? — It's a phone.
What's this? — It's a cup.
What's this? — It's a cap.
1, 2, 3 — clap, clap, clap!
Materials needed: recording.
- VI. Writing practice.
Ex. 4 p. 7 (Track U01.L02.Ex04)
ABC
Materials needed: recording.
Give WB p. 4 instructions.
The teacher gives instructions concerning the home task and explains how to do the exercises in the workbook.



1	2	3	4	5	6	7	8	9	10
19	Lesson 1	Машинка машина, зграбавця, двигун та велосипед оповідає про автомобіль та велосипед автомобіль та велосипед	It's a toy train. What do you need? Let's take this.	train line toy train	Ex. 1-2 p. 36 Ex. 3 p. 37				Почитай зупинку «Тринадцять».
20	Lesson 2	Що це? Це телефон. Це чашка. Це шапка.	What's that? It's a bear. It's a cat.	ball hat bear home cat	Ex. 1-2 p. 28 A1		Ex. 3 p. 29		Почитай зупинку «Вісім».
21	Lesson 3	Це моя кішка. Це моя собака.	They are my toys.	bus	Ex. 1-2 p. 30 Ex. 3 p. 31				Почитай зупинку «П'ятнадцять».
22	Lesson 4	Це моя кішка. Це моя собака.	It's my kite. It's your duck.	balloon train like plane cat	Ex. 1-2 p. 32 Ex. 3 p. 33	One little plane, Two, three, four.	Ex. 4 p. 35		Почитай зупинку «Двадцять».
23	Lesson 5	Скільки дітей? Три дівчатка.	How many girls? Three girls.	dog	Ex. 1-2 p. 34 Ex. 3 p. 35	one train — two trains			Почитай зупинку «Місяць».
24	Lesson 6	Три хлопці. Три дівчатка. Три хлопці та три дівчатка.	Let's count!	air water night time let dribball	Ex. 1-2 p. 36 Ex. 3 p. 37	Ten boys for girls and boys			Почитай зупинку «Сорок п'ять».
25	Lesson 7	Що це? Це кішка. Це моя кішка.	She's Okasha. It's her airplane.	box	Ex. 1-2 p. 38 Ex. 3 p. 39		Ex. 3 p. 39		Почитай зупинку «Двадцять».
26	Lesson 8	Який колір у цієї кішки? Це зелений.	What colour is the frog? It's green.	red yellow green orange blue grey green	Ex. 1-2 p. 40 Ex. 3 p. 41	What colour is the frog? It's green, green, green.			Почитай зупинку «Сорок вісім». Місяць і літо — My Town.
27	Lesson 9	Де літають літаки? У повітрі.	Ten balloons in the air.	tennis	Ex. 1 p. 42 Ex. 2 p. 43	Ten balloons in the air.			Почитай зупинку «Місяць».
28	Lesson 10	Граємо в футбол.	Let's play!			Too too too! Ten, ten.	Ex. 2-3 p. 44		
29	Lesson 11	Кіт	Кіт						Почитай зупинку «Двадцять». Сорок шість — My Town.



Картки для розвитку усного мовлення

Нова українська школа

ІНШОМОВНА ОСВІТНЯ ГАЛУЗЬ

Англійська мова

ENGLISH

vocabulary flash cards
story flash cards
masks for role plays
grammar flash cards

teacher's set

До чинних підручників

3 клас

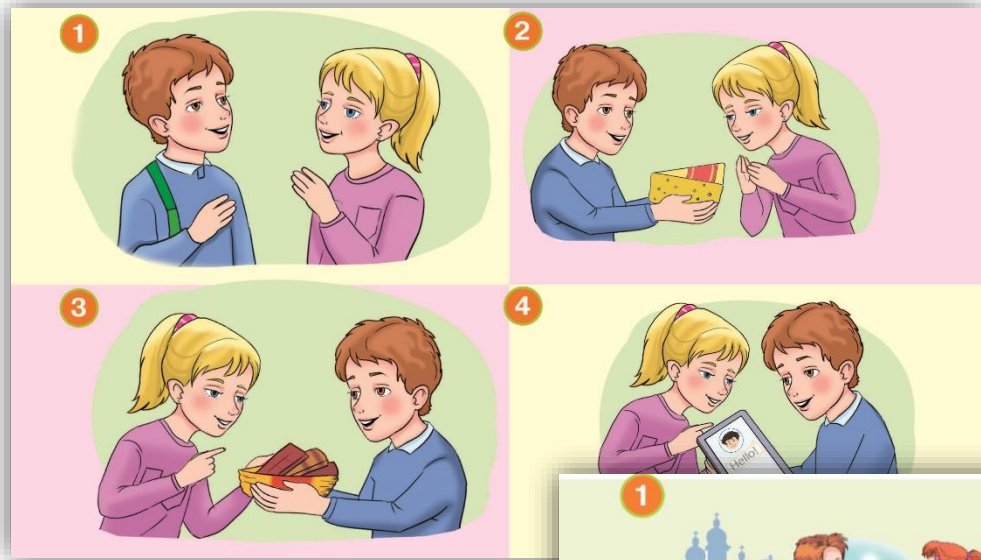
Пропонований комплект навчально-дидактичного матеріалу стане незамінним помічником для вчителя Нової української школи. Він допоможе збагатити словниковий запас, розвинути зв'язне мовлення учнів, урізноманітнити і поживити навчальний процес. Посібник містить малюнки до лексичного матеріалу, який вивчається у другому класі, а також картки із цифрами. Маски для рольових ігор допоможуть дітям весело та цікаво розігрувати у ролях історії з підручника та грати в ігри, а картки із сюжетними малюнками сприятимуть легкому й швидкому вивченню нового матеріалу та розвитку й формуванню навичок спілкування англійською мовою. Для вчителів англійської мови, учнів другого класу та їхніх батьків.

Відповідає Державному стандарту початкової освіти та типовим освітнім програмам.

"КНИГА ПОШТОЮ" А/С 529
м. Тернопіль, 46005
т. (0352) 519757
(067) 3501876, (066) 7271782
mail@bohdan-books.com













м. Тернопіль, т/ф (0352) 520607, 520548
office@bohdan-books.com
м. Київ, т/ф (044) 268856, (095) 8083278, nk-bohdan@ukr.net
Гуртові продажі: (0352) 430046, (050) 3384520
www.bohdan-books.com, www.bohdan-digital.com

2 005000 015984



Лексичні картки

			
raise your hand	help your classmates	be nice	scream
			
come to school in time	listen to the teacher		

			
wake up	It's a quarter past six.	It's a quarter to seven.	wake up
			
take a shower	brush my teeth	comb my hair	get dressed
			
make my bed	have breakfast	go to school	come back home

Нова українська школа

ІНШОМОВНА ОСВІТНЯ ГАЛУЗЬ

Англійська мова

ENGLISH

vocabulary flash cards
story flash cards
masks for role plays
grammar flash cards

teacher's set

До чинних підручників

3 клас

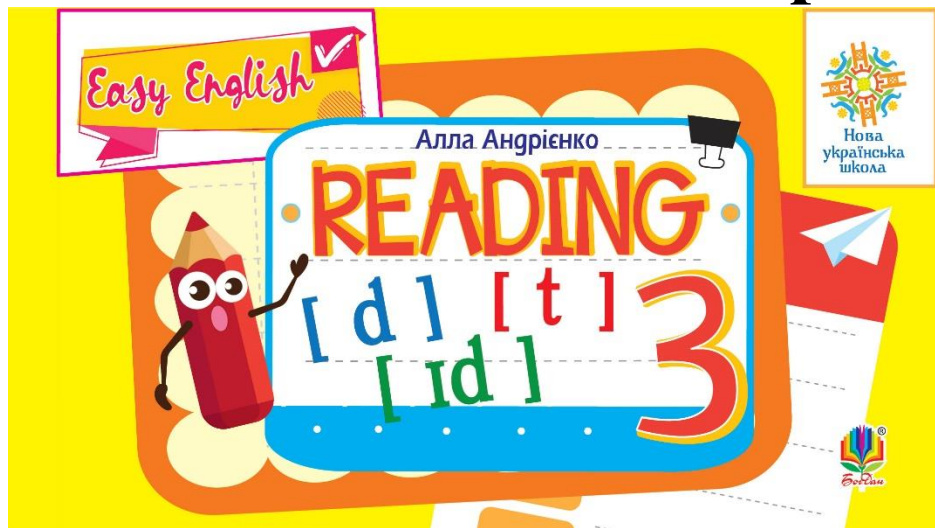
Пропонований комплект навчально-дидактичного матеріалу стане незамінним помічником для вчителя Нової української школи. Він допоможе збагатити словниковий запас, розвинути зв'язне мовлення учнів, урізноманітнити і поживити навчальний процес. Посібник містить малюнки до лексичного матеріалу, який вивчається у другому класі, а також картки із цифрами. Маски для рольових ігор допоможуть дітям весело та цікаво розігрувати і роль історії і підручника та грати в ігри, а картки із сюжетними малюнками сприятимуть легкому й швидкому вивченню нового матеріалу та розвитку й формуванню навичок спілкування англійською мовою. Для вчителів англійської мови, учнів другого класу та їхніх батьків. Відповідає Державному стандарту початкової освіти та типовим освітнім програмам.

ЮНІТА ПОШТОЮ АС 828
м. Тернопіль, 46008
т. (0332) 519797
(067) 3901870, (066) 7271762
mail@bohdan-books.com

м. Тернопіль, т.ф. (0332) 620407, 620548
office@bohdan-books.com
м. Київ, т.ф. (044) 2988056, (044) 8033278, nk-bohdan@ukr.net
Гуртові продажі: (0332) 438046, (066) 3384820
www.bohdan-books.com, www.bohdan-digital.com

2 005000 015984

Картки для навчання читання



Card № 9

Прочитай. Утвори нові слова.

	snow flake		snow man
	air plane		suit case
	rain coat		skate board

Card № 5

Прочитай. Познач «+» речення, які відповідають змісту оповідання, а «-» ті, які не відповідають.

It is Jane's birthday today. In the morning mum and dad give Jane a doll's house and a dinner set. The girl thanks her parents. She likes to play with dolls. In the afternoon her aunt comes and Jane gets a new dress. The girl is happy.

- Jane gets two presents in the morning.
- Jane gets a doll as a present.
- Jane's cousin gives her a dress.

Card № 29


Прочитай. Розподіли слова.

Alphabet, wheel, elephant, whisper, phonics, which, phone, dolphin, when.

wh = [w]		ph = [f]	

Картки для навчання граматики



 Card № 6

Закінчи розмову між Селлі та Сенді.

Sally: I've got a new dress.

Sandy: I've got two dresses.

Sally: I've got a box.

Sandy: I've got five _____.

Sally: I've got a bunch of flowers.

Sandy: I've got three _____.

Sally: I've got one brush.

Sandy: I've got four _____.

Sally: I've got a doll.

Sandy: I've got eight _____.

 Card № 17

Прочитай і склади речення за зразком.

This is a flower. These are flowers.

1. This is a log. _____
2. This is a bush. _____
3. This is a rose. _____
4. This is a stone. _____

 Card № 30

Розглянь таблицю. Склади речення за зразком.

now	make her bed	brush her teeth	comb her hair
Vicki	✓	x	✓
Luiza	x	?	?

Vicki is making her bed now.



Діагностичні картки

їЖА

Test 8

Встав на місці пропусків артикль *a (an)* або *some*.

- 1) Give me _____ apple, please.
- 2) There is _____ milk in the glass.
- 3) There is _____ egg on the table.
- 4) I want _____ banana.
- 5) Put _____ salt in the soup.
- 6) _____ juice, Pete?
- 7) Pass me _____ salad, mum.

Test 5

їЖА

Підпиши малюнки, поставивши літери у потрібному порядку.



geg


egg



ardbe



kiml



seehce



nadswihc



zazip



sifh



atme



wetes



saasueg

Test 3

ТЕПЕРІШНІЙ ТРИВАЛИЙ ЧАС

Зміни дієслова в дужках на теперішній тривалий час і доповни речення.

- 1) I _____ a letter now. (write)
- 2) The boys _____ football now. (play)
- 3) The woman _____ dinner now. (cook)
- 4) We _____ now. (watch TV)
- 5) The boy _____ a kite now. (fly)
- 6) The pupils _____ an English lesson now. (have)


Лексичні ігри







porridge	egg	soup	fish
meat	sausage	cheese	sweet
pie	cake	tea	coffee



Правила читання



a [æ]  **cat**

man  **fan** 

van  **jam** 

pan  **tram** 

ai, ay [eɪ]  **paint**

rain  **day** 

plain  **ray** 

grain  **play** 



Дякуємо за увагу!