



Тетяна Будна

Англійська мова

Підручник для 4 класу
закладів загальної середньої освіти
(з аудіосупроводом)

навчальна книга®
Богдан

www.bohdan-books.com www.bohdan-digital.com

Зміст підручника відповідає Типовим освітнім програмам, розробленим під керівництвом О.Я. Савченко та Р.Б. Шияна, охоплює всі змістові лінії Державного стандарту початкової школи з мовно-літературної освітньої галузі (іншомовна освіта, англійська мова) та дозволяє забезпечити цілісність навчально-виховного процесу.

Чітка структуризація навчального матеріалу та апарат орієнтування сприятимуть успішному навчанню за підручником.

Видання містить яскраві живі ілюстрації, що чудово доповнюють текстовий матеріал.

Запропоновано різнопланові завдання творчого характеру, завдання на розвиток критичного мислення тощо.

Усі вправи ґрунтуються на досвіді учнів та відповідають інтересам четвертокласників.

Увесь матеріал підручника сприяє набуттю лінгвістичного, мовленнєвого та соціокультурного досвіду згідно з віковими можливостями молодших школярів.

Комплекс вправ підручника сприяє формуванню іншомовних фонетичних, лексичних, граматичних та орфографічних навичок.

Увесь навчальний матеріал, поданий в аудіододатку, озвучено носіями мови.

Завдання та вправи, запропоновані в електронному додатку, допомагають засвоєнню нових слів, словосполучень, граматичних конструкцій тощо.

У навчально-методичний комплект входять:

Підручник

Робочий зошит з електронним додатком

Аудіододаток

Мультимедійний додаток з іграми та відеороликами



Книга для вчителя

Комплект флеш-карток, постерів, роздаткового матеріалу, таблиць

Посібники для читання та письма

Дидактичні ігри

Ресурсна папка для вчителя



Аудіосупровід можна завантажити за посиланням:

https://bohdan-books.com/upload/data_files/tmp_catalog/audio_english_4kl.zip



Основні теми:

HELLO, FRIENDS!

UNIT 1 ALL ABOUT ME

UNIT 2 SCHOOL LIFE

UNIT 3 MY HOME

UNIT 4 SPORTS AND HEALTH

UNIT 5 NEW YEAR AND
CHRISTMAS

UNIT 6 OUR WONDERFUL
WORLD

UNIT 7 SHOPS AND SHOPING

UNIT 8 FREE TIME

UNIT 9 HAPPY HOURS

UNIT 10 TRAVELLING

REVISION

A Fairy Tale

Picture Dictionary

Unit 1 All About Me **Lesson 1**

1. Listen and repeat.

Glasgow Scotland
England Kent
London

2. Listen and read.

1 Good morning, kids.
Are you ready for the new day?
Good morning, Miss Mellory.
Yes, we are ready.

2 Please, welcome two new pupils: Emily and Tom.
Hi, Emily! Hello, Tom! Where are you from?

3 I'm from Kent, in England.

4 We're Zoriana and Vlad. You may sit here. With pleasure.

3. Choose the correct answer.

- Miss Mellory is a *pupil* / a *teacher*.
- There are *one* / *two* new pupils in the class.
- Emily is from *London* / *Kent*.
- Zoriana and Vlad are from *Ukraine* / *Scotland*.

4. Look and say.

Britain / British He's from Britain. He's British.
England / English
Scotland / Scottish
Wales / Welsh

8 Workbook Lesson 1

Unit 2 School Life **Lesson 1**

1. Listen and repeat.

bell ring inside hurry up

2. Listen and read.

1 The bell is ringing. SCHOOL
2 Our lesson is about to start.
3 Let's go inside.
4 Hurry up.

3. Listen and repeat. Read.

Good morning, class!
Let's start our lesson.
Sit down, please.
Listen and look.
Please, boys and girls,

4. Talk with a friend.

— Hello. Nice to meet you.
— Hi. Nice to meet you, too.

18 Workbook Lesson 1

Основні теми:

HELLO, FRIENDS!

UNIT 1 ALL ABOUT ME

UNIT 2 SCHOOL LIFE

UNIT 3 MY HOME

UNIT 4 SPORTS AND HEALTH

UNIT 5 NEW YEAR AND CHRISTMAS

UNIT 6 OUR WONDERFUL WORLD

UNIT 7 SHOPS AND SHOPING

UNIT 8 FREE TIME

UNIT 9 HAPPY HOURS

UNIT 10 TRAVELLING

REVISION

A Fairy Tale



Picture Dictionary

Unit 3

My Home

Lesson 1

1. Listen and repeat.

build

floor

ground floor

first floor

2. Listen and read.

1

Look, this is my new house.

So big and nice!

2

Yes. We built it last year.

3

There are four on the ground floor and six on the first floor.

4

On Sunday, I think.

When can we see it?

How many rooms are there?

3. Listen again and correct the false sentences.

1. The boy lives in his old house.

2. His parents built the house last week.

3. There are three floors in the house.

4. The children were in the boy's house yesterday.

4. Talk with a friend. Use the words from the box.

old / new

nice / ugly

big / small

tidy / messy

— Do you live in a(n) _____ house?

— No, my house is _____.

28






Workbook Lesson 1

Unit 4

Sports and Health

Lesson 1

1. Listen and repeat.

train

win

prize

gym

competition

2. Listen and read.

1

You know, I'm training for the competition.

Andy! Stop, please! Why are you running so quickly?

2

Do you want to win the first prize?

Of course, I do. Join me.

3

Where do you usually train?

In the gym and in the park.

4

Bye! See you!

Wonderful! Let's meet tomorrow at 7 o'clock in the morning.

3. Choose the correct answer.

1. Andy is *running* / *jumping*.

2. The kids are *sleeping* / *talking*.

3. Andy wants to win the first *prize* / *present*.

4. Andy usually trains in the *morning* / *afternoon*.


4. Talk with a friend.

1. Do you do exercises every morning?

2. Do you train in the school gym?

38

Workbook Lesson 1



Основні теми:

HELLO, FRIENDS!

UNIT 1 ALL ABOUT ME

UNIT 2 SCHOOL LIFE

UNIT 3 MY HOME

UNIT 4 SPORTS AND HEALTH

UNIT 5 NEW YEAR AND CHRISTMAS

UNIT 6 OUR WONDERFUL WORLD

UNIT 7 SHOPS AND SHOPING

UNIT 8 FREE TIME

UNIT 9 HAPPY HOURS

UNIT 10 TRAVELLING

REVISION

A Fairy Tale

Picture Dictionary

Unit 5
New Year and Christmas
Lesson 1

1. Listen and repeat.

2. Listen and read.

— What are you doing, Amala?
— I'm making a postcard for my friend.
— Oh, really? How are you making it?
— Look, I'm drawing a Christmas Tree with crayons, cutting it and sticking it to the postcard.

3. Look and read.

Dear Emily,
Merry Christmas!
May all your dreams come true at Christmas!
Amala

Dear Vlad,
Happy New Year and Merry Christmas!
Amala

Dear Kelly,
Have a good time at Christmas!
Amala

Dear Lucas,
I wish you a Merry Christmas!
Amala

4. Complete the sentences. Talk with a friend.

1. There is ... on the card to Vlad.
2. There is ... on the card to Lucas.
3. There are ... on the card to Emily.
4. There are ... on the card to Kelly.

Christmas stocking
balls and garlands
Santa Claus
hearts and stars

50 Workbook Lesson 1

Unit 6
Our Wonderful World
Lesson 1

1. Listen and repeat.

2. Listen and read.

planet Earth

Look at the map, kids. This is our planet Earth. There are six continents. There are many countries. Above seven billion people live on the Earth. There are oceans and seas, mountains and hills, rivers and lakes. The world is so big that when it is morning in one country, it is evening in another. Our country Ukraine is in Europe. It is the most beautiful in the world.

3. Complete the sentences.

1. That's not a river. It's a _____.
2. That's not a mountain. It's a _____.
3. That's not a sea. It's an _____.

56 Workbook Lesson 1

Основні теми:

HELLO, FRIENDS!

UNIT 1 ALL ABOUT ME

UNIT 2 SCHOOL LIFE

UNIT 3 MY HOME

UNIT 4 SPORTS AND HEALTH

UNIT 5 NEW YEAR AND CHRISTMAS

UNIT 6 OUR WONDERFUL WORLD

UNIT 7 SHOPS AND SHOPING

UNIT 8 FREE TIME

UNIT 9 HAPPY HOURS

UNIT 10 TRAVELLING


REVISION

A Fairy Tale

Picture Dictionary

Unit 7 Shops and Shopping **Lesson 1**

1. Look and name the clothes in the shop. How many can you name?



2. Listen and read.

1. Hello! Hello, madam! Can I help you? I would like to try a blouse and a skirt.

2. What colour? Red, please.

3. I'd like a smaller size. Any problem?

4. Does it suit me? It looks nice.

5. How much are the blouse and the skirt? 180 hryvnias.

6. Thank you. Goodbye! Here you are.

3. Read again. Mark the sentences true (T) or false (F).

1. They are talking in the shop.
2. The woman wants a new T-shirt.
3. The skirt is bigger than the woman wants.
4. Red is the woman's favourite colour.
5. The woman buys nice clothes.

66 Workbook Lesson 1

Unit 8 Free Time **Lesson 1**

1. Listen and repeat.



weekend



lemur



feeding time

2. Listen and read.

1. No, I wasn't. I was at the zoo.

2. That's a nice photo. We were in the lemur house.

3. Were you at home at the weekend? No, I was with my aunt and uncle.

4. Were you with your parents? Yes, they were.

5. Were they funny? Yes, we were.

6. Were you near the crocodiles? Yes, it was.

7. Was it cold in the lemur house? No, it was warm and sunny.

8. Were they hungry? Yes, it was feeding time.

3. Ask and answer.

1. Where were you last weekend?
2. Were you there with your friends?
3. Was the place interesting?
4. Was the day warm?

76 Workbook Lesson 1

Основні теми:

HELLO, FRIENDS!

UNIT 1 ALL ABOUT ME

UNIT 2 SCHOOL LIFE

UNIT 3 MY HOME

UNIT 4 SPORTS AND HEALTH

UNIT 5 NEW YEAR AND CHRISTMAS

UNIT 6 OUR WONDERFUL WORLD

UNIT 7 SHOPS AND SHOPING

UNIT 8 FREE TIME

UNIT 9 HAPPY HOURS

UNIT 10 TRAVELLING

REVISION

A Fairy Tale

Picture Dictionary

Unit 9
Happy Hours
Lesson 1

1. Listen and repeat.

I'm bored.

Let's paint a picture.

OK. Let's watch a cartoon.

I like cartoons.

Me too.

No, thanks, I don't like painting.

Good idea.

Me too!

2. Talk with a friend.

Let's play a computer game.

Let's go to the park.

Let's play a board game.




Let's watch a cartoon.

Let's read a book.

☒ — Good idea.
☒ — No, thanks. It's cold.
☒
☒
☒

3. Read and find the correct picture.

What book is it from?

a

b

c

1. The boy's name is Harry. He likes magic. His friends always help him.

2. Ariel lives in the sea. Her father is King Triton. Ariel doesn't like the sea life.

3. A young boy lives with the family of wolves in the jungle. He is strong and brave.

4. Name two books you would like to read.

86
Workbook Lesson 1

Unit 10
Travelling
Lesson 1

1. Listen and repeat.

north

west

east

south

by bus

by car

2. Listen and read.

1. We're going to Lutsk tomorrow.

Where is it?

It's in the north of our country.

2. Hooray! Are we going by car?

No, we are going to take a bus.

Great!

3. What are we going to see there?

I think, the Lubart's Castle.

4. I'm so glad. I'm going to tell Candy this wonderful news.

3. Look at the map and talk with a friend.

— We're going to ____.

— Where is it?

— It's in the ____ of our country.

94
Workbook Lesson 1

Основні теми:

HELLO, FRIENDS!

UNIT 1 ALL ABOUT ME

UNIT 2 SCHOOL LIFE

UNIT 3 MY HOME

UNIT 4 SPORTS AND HEALTH

UNIT 5 NEW YEAR AND CHRISTMAS

UNIT 6 OUR WONDERFUL WORLD

UNIT 7 SHOPS AND SHOPING

UNIT 8 FREE TIME

UNIT 9 HAPPY HOURS

UNIT 10 TRAVELLING

REVISION

A Fairy Tale

Picture Dictionary

Revision

Vocabulary

Read. Choose the correct answer.

1. Kelly's aunt can cook well. She is a ...

(A)



(B)



(C)



2. Amy has got a pet. Her pet is very slow. It's a ...

(A)



(B)



(C)



3. Zoriana has got ... She can write new words on them.

(A)



(B)



(C)



4. Mia has lunch in the school ...

(A)



(B)



(C)



5. Tom lives on the thirty-fifth floor. He lives in the ...

(A)



(B)



(C)



6. Andy is a winner. He's got a ...

(A)



(B)



(C)



7. These animals live in the jungle. They are ...

(A)



(B)



(C)



8. Emily has got a headache. She is going to the ...

(A)



(B)




(C)



A Fairy Tale

The Ants' Mushroom

after Anatolii Hryhoruk



Once there was Anti the Ant. He lived in the forest with his big family. All the ants were always busy. They worked all day and all night. They made their house of sticks and grass.



One morning Anti went out to look for food. The day was cloudy and the grass was wet after the rain. Anti slipped¹, fell² down and hurt his leg. Suddenly he saw a big mushroom near his feet.

¹ slip — поскокзнутися

² fall — fell — власти

Основні теми:

HELLO, FRIENDS!

UNIT 1 ALL ABOUT ME

UNIT 2 SCHOOL LIFE

UNIT 3 MY HOME

UNIT 4 SPORTS AND HEALTH

UNIT 5 NEW YEAR AND CHRISTMAS

UNIT 6 OUR WONDERFUL WORLD

UNIT 7 SHOPS AND SHOPING

UNIT 8 FREE TIME

UNIT 9 HAPPY HOURS

UNIT 10 TRAVELLING

REVISION

A Fairy Tale

Picture Dictionary

Словник у малюнках

PICTURE DICTIONARY

UNIT 1 All About Me			
Glasgow	village	India	
England	hopsotch/nondi	bell	ring
Kent	car mechanic	nurse	actress
inside	hurry up	taxi driver	housewife
secretary	policeman	artist	
UNIT 2 School Life			
bookmark	sticky notes	flash drive	paper clip
highlighter	scissors	break	keep clean
lose	text	throw rubbish	noise

113

fireplace	photo	carpet	
shelf	clock	sofa	cushion
plant			
UNIT 4 Sports and Health			
football	volleyball	basketball	table tennis
coach	kick a ball	fans	cough
badminton	tracksuit	sneakers	score a goal
sneeze	temperature	runny nose	baseball
cricket	bat	team	competition
UNIT 5 New Year and Christmas			
busy	handmade	send	remember

115

Путівник підручником

• сприймання на слух

• зорове сприймання

• усна взаємодія

• писемна взаємодія

• писемне висловлювання

• онлайн взаємодія

Підручник містить чіткий зміст та систему умовних позначень.

Апарат орієнтування підручником використовується системно і раціонально.

У колонтитулах вказані назва та номер розділу, а також номер уроку.

Номери вправ та умови завдань чітко виокремлені, що дає змогу учню легко орієнтуватися на сторінці підручника.

CONTENTS

Vocabulary	Speech Structures	Grammar	Skills
HELLO, FRIENDS! pp. 6-7			
UNIT 1 ALL ABOUT ME pp. 8-17			
Greetings Names Countries Nationalities Things Jobs	I am... He/She/It is... We/You/They are... This is... These are... I/we/you/they've got... He/She's got... He's/She's a/an... The girl's granny... The boys' uncle is... Who is a vet? What does he/she do?	the verb 'to be' 'a/an' with jobs 's for possession the verb 'to have'	Listening: identifying the people, things, objects Reading: words; short stories Speaking: greeting and introducing; naming the things; asking and answering about name, age, country, family and jobs Writing: a personal poster
UNIT 2 SCHOOL LIFE pp. 18-27			
Subjects School things Days of the week Action verbs in the lessons Classroom language School rules School event Adjectives	Let's start our lesson. May I come in? Excuse me... I really like... What's your favourite subject? I like... I don't like... Do you like ... ?	modal verb 'may' Present Simple for routine actions	Listening: identifying the correct phrase, correct statement Reading: words and descriptive texts Speaking: telling about school; the lessons Writing: a letter about a school event; a school rules list
UNIT 3 MY HOME pp. 28-37			
Types of houses Rooms Things in the house and in the flat	This is a house. These are women. There is a ... in the flat. There are some ... in the house.	cardinal numerals There is/are basic prepositions of place	Listening: identifying the place; listening for the specific information Reading: words; phrases; short descriptive texts Speaking: asking and

Умовні позначення:



– **Listen.** Слухай.



– **Write.** Напиши.



– **Sing.** Співай.



– **Make.** Виготуй.



– **Game.** Гра.



– **Workbook.** Робочий зошит.
– **Multimedia app.** Мультимедійний додаток.

Unit 1

All About Me

Lesson 1

1. Listen and repeat.



2. Listen and read.

1 Good morning, kids.

2 Please, welcome two new pupils: Emily and Tom.

Are you ready for the new day?

Good morning, Miss Mellory. Yes, we are ready.

3 I'm from Kent, in England.

4

Nice to meet you.

Nice to meet you, too.

I'm from Glasgow, in Scotland.

We're Zoriana and Vlad. You may sit here.

With pleasure.

3. Choose the correct answer.

- Miss Mellory is a *pupil* / a *teacher*.
- There are *one* / *two* new pupils in the class.
- Emily is from *London* / *Kent*.
- Zoriana and Vlad are from *Ukraine* / *Scotland*.

4. Look and say.

Britain / British He's from Britain. He's British.
England / English
Scotland / Scottish
Wales / Welsh



Кожен розділ складається з 6 - 10 уроків.

Розділ містить різні типи завдань і передбачає ігрові, творчі, проєктні форми роботи для розвитку всіх необхідних мовленнєвих умінь та перевірки рівня сформованості базових мовних навичок.

Останній урок розділу – підсумковий.

Unit 10 Travelling Lesson 3

1. Listen and repeat.

city town church field farmhouse

2. Listen, read and choose the correct picture.

1. I live in the city where the streets are long. People live in block of flats new and tall.

2. I live in the country with gardens and fields. People live in the farmhouses nice and small.

3. I live in the town with a tiny church. People live in the cottages, houses and flats.

3. Look and say. Write. Is he/she going to ... ?

	live in a new city	travel by bus	buy a new farmhouse	walk in the field	see the church
Amala	✓	✗	✓	✓	✓
Lucas	✗	✓	✗	✗	✗

96 Workbook Lesson 3

Lesson 4 Travelling

1. Listen and find the places on the map. The United Kingdom of Great Britain and Northern Ireland

1 — London, England
2 — Cardiff, Wales
3 — Edinburgh, Scotland
4 — Belfast, Northern Ireland

2. Listen and read. Change the highlighted words. Use the words from exercise 1.

— Let's go to the UK.
— Where in the UK?
— To Edinburgh, the capital of Scotland.
— Ok.

3. Talk with a friend. Ask and answer.

— I'm going to _____.
— What are you going to do there?
— I'm going to _____.

take pictures go to the park play football
see friends speak English go to the cinema

Workbook Lesson 4 97

Введення нового матеріалу здійснюється через використання міжпредметних зв'язків та інтеграцію матеріалу таких освітніх галузей, як мовно-літературна (читання текстів та віршів, розігрування діалогів), математична (оперування цифрами і дій із ними), природнича (теми «Подорожі», «Наш чудовий світ»), технологічна (уроки-проекти), інформатична (робота з мультимедійним додатком), здоров'язбережувальна (тема «Магазини та покупки»), громадянська (тема «Усе про мене») та мистецька (використання пісенного матеріалу).

Lesson 6 New Year and Christmas

Let's Sing!

1. Listen and sing.

Happy Holidays!

Hello, reindeer!
Hello, Snowman!
Hello, Santa!
Happy holidays!



One, two, three,
Four, five, six,
Seven, eight, nine, ten!
Merry Christmas, everyone!
Let's sing it once again.



Hello, Elly!
Hello, Tom!
Hello, Zoriana and Vlad!
Happy holidays!



Eighteen, seventeen, sixteen,
Fifteen, fourteen, thirteen,
Twelve, eleven, ten!

Merry Christmas, everyone!
Let's sing it once again.


55

Lesson 10 Free Time


Let's Sing!

1. Listen and sing.


On a sunny day I'm happy.
On a sunny day I smile.
I always play outside,
And look for butterflies.




On a rainy day I'm happy.
On a rainy day I smile.
I have an indoor party,
And play the game of "Crocodile".



On a windy day I'm happy.
On a windy day I smile.
I'm outside and my kite
Flies high in the sky.



On a snowy day I'm happy.
On a snowy day I smile.
Snowflakes fall on my window,
Fall and fall in a pile.



2. Say what you do in different weather.

Project

1. Work in groups. Make birthday invitation cards and party hats.

1. Write.
2. Draw.
3. Colour.
4. Cut out and glue.



2. Present your invitations and party hats to other groups.

Workbook Lesson 10 85

Обсяг змісту підручника співвідносний з одиницями навчального часу, що відведений на вивчення навчального предмета. За програмою у 4 класі є 105 уроків (48 у першому семестрі та 57 — у другому). У підручнику подано матеріал на 42 уроки I семестру. Це дає можливість вчителю використати 4 уроки на проведення чотирьох видів контролю мовленнєвих навичок та ще 2 уроки на повторення матеріалу та/або аналіз контролю. На II семестр у підручнику подано матеріал для 50 уроків. Знову у вчителя є можливість взяти 4 уроки на проведення контролю мовленнєвих навичок та ще 3 уроки використати для розвитку читання та мовлення. Для цього у підручнику передбачено додатковий матеріал для читання.

Unit 2

School Life

Let's Play

Throw a dice. Move. Name the things.

This is a...

These are...

Lesson 9

26

A Fairy Tale

The ants came very quickly to help Anti and Peter. "One, two, three! We're so little! It's too heavy for us!"

"Let's try again", said Anti.
We are the family.
Come along!
All together,
We are strong.

The ants tried again and again and at last they lifted the mushroom and took it home. How happy they were to have a tasty mushroom soup in the evening!

111

Lesson 8

School Life

Writing

Complete the letter with the missing words.

New message


To: _____

Subject: _____

Hi Antony,
How are you?
I'm _____ because it's Children's Day today. We don't have lessons in the _____. We listen to the stories in the _____ and watch a funny _____ in the school hall.
This day because I can wear my favourite pink _____ and jeans.
holidays do you have in your _____?

playground
classroom
T-shirt

show
school
happy



Speaking

Read and match. Ask questions and give answers.

What's your teacher's name?	A Science.
What's your favourite lesson?	B A lunchbox and a pencil case.
What is there on your desk?	C Miss Mellory.
What have you got in your bag?	D Play games.
Where do you have lunch?	E In the cafeteria.
What do you do in the school playground?	F Children's Day.
What do you do in the PE lessons?	G The scissors and a flash drive.
What day is special in your school?	H Run and jump.

Workbook Lesson 8


25

Структура уроку

1. Listen and repeat.



football



volleyball



basketball



table tennis



badminton

Вивчення нової лексики
за допомогою
ілюстративного
матеріалу

1. Listen and repeat.



break



keep clean



text



lose



throw rubbish

1. Listen and repeat.



build



floor

ground floor

first floor

Тренування і відтворення матеріалу

1. Listen and repeat. Read.



keep clean



save the planet



pollute water



recycle



pick up
litter

Our planet Earth is amazing! Seas and oceans, forests and mountains are home to around 8.7 million species of plants and animals. People pollute water and kill animals. Help keep the planet clean and healthy. Pick up litter. Recycle water bottles, paper and glass. Save the planet! Make our world a happy home! Become a planet Hero!

2. Listen and read. Match.



1 water the plants



2 plant a tree



3 make a bird house

1. Listen and repeat. Match.

a Alice
vet



1 cook
food

b Dan
baker



2 play the
piano

c Rose
musician



3 treat
animals

d Tom
chef



4 feed and
clean
animals

e Jenny
dentist



5 bake
bread

f Kevin
zookeeper



6 take care
of teeth

2. Look and say.

Who is a vet? — Alice.

What does she do? — She treats animals.

1. Listen and repeat.

coach

tracksuit

sneakers



fans

score a goal

kick a ball



Мовленнєва гра

4. Work in groups. Play a miming game.

Hop like a bunny.

Spin like an egg.



Paint an egg.

Hide eggs.

Run like a chick.

4. Look and say what the kids did at Mike's party. Match.



- 1 give presents
- 2 sing a birthday song
- 3 drink lemonade
- 4 get party prizes
- 5 wear party hats

Unit 7

Shops and Shopping Let's Play

Roll a dice.
Move and name the food you buy.
Say how much it costs.

LET'S GO SHOPPING!

SUPERMARKET

Lost your list. Miss a turn. 75 ₴

Met your friend. Miss a turn. 45 ₴

75 ₴

160 ₴

95 ₴

17 ₴

17 ₴

35 ₴

28 ₴

8 ₴

55 ₴

28 ₴

19 ₴

35 ₴

22 ₴

Forgot your purse. Play again.

Unit 8

Free Time Let's Play

Lesson 9

Play a guessing game.

Annie	Pete	Sam	Helen	Olenka	Dmytro
Friday	Wednesday	Saturday	Sunday	Monday	Thursday
zoo	Museum of Toys	Burger Farm	boat trip	Magic Land indoor centre	football stadium
feed monkeys	see old toys	eat hamburgers	sail down the river	drive mini go-carts	play football

1. Guess who it is.

- He went there on Thursday. He played there.
- Is it Pete?
- No, it isn't.
- Is it Dmytro?
- Yes, it is. Well done!

2. Ask and answer.

- Where did Annie go?
- When did she go there?
- What did she do there?

3. Guess what place it is.

- Sam went there on Saturday. He ate hamburgers there.
- Is it Burger Farm? — Right.

Робота в парах і групах

4. Work in groups. Match and say.

Are you walking slowly? — Yes, I am.

say hello

clap your hands

close your book

stand up and sit down

dance

ask for a pencil

quickly

slowly

quietly

funnily

nicely

angrily



4. Work in pairs. Find five differences.



In picture A the girl is skipping. In picture B the boy is skipping.

3. Look at the map and talk with a friend.

- We're going to _____.
- Where is it?
- It's in the _____ of our country.



94



Workbook Lesson 1

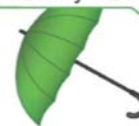
3. Work in small groups. Ask and answer.

Why have you got an apple?

I'm going to eat it.

I'm going to give it to my teacher.

I'm going to cook it.



Вправи на
формування
вмінь аудіювання
та читання

Listening

1. Listen and repeat.



schoolyard

cafeteria

have a snack

smell

2. Listen and choose the correct picture.



3. Listen again. Mark the sentences true (T) or false (F).

- Ben and Meg are in the schoolyard. ☐
- Mia and her friends are hungry. ☐
- Andy likes spaghetti for lunch. ☐
- Vlad and Zoriana want to have dinner after school. ☐

Listening

1. Listen and repeat.



jungle

orangutan

coconut

thick

tall

2. Listen and choose the correct answer.

- The jungle is a thick ...
A forest
B tree
C flower
- What season is in the jungle?
A autumn
B summer
C spring
- This is a school for ...
A teachers
B rangers
C orangutans
- The animals are ... now.
A running
B sleeping
C climbing
- They are eating ...
A bananas
B apples
C coconuts
- Who is giving them food?
A The kids
B The vets
C The rangers



3. Listen again and give the correct answers. Write.

Name of the park	
Place	
Weather	
Season	
The number of animals	
Activities	
Food	

Вправи на формування вмінь діалогічного мовлення

2. Listen and read. Talk with a teacher.

classmate

borrow

Yes, you may.

Excuse me, I haven't
got a **crayon**.
May I borrow one from
my classmate?



Ben: Have you got a room **of your own**?
Meg: Yes, I have, but it's not very big.
It's small and tidy. There's only a bed
and a chair in it. Have you got a room
of your own?

Ben: No, I haven't. I **share** a room with
my sister.

2. Ask your classmates and fill in the table.

	shares the room	doesn't share the room	a big room	a small room	a tidy room	a messy room
Ben	✓					
Meg		✓		✓	✓	

3. Say how many rooms you have got. Name them.

I've got three rooms in my flat / house.

I've got a bathroom in my flat / house.

Робота з граматичним матеріалом

2. Grammar Focus.

Present Continuous

I am / I'm skating.	I'm not skiing.	Am I skating?
He is / He's skating.	He/she/it isn't skiing.	Is he/she/it skiing?
She is / She's skating.		
It is / It's skating.		
We are / We're skating.	We/you/they aren't skiing.	Are we/you/they skating or skiing?
You are / You're skating.		
They are / They're skating.		

3. Listen and answer the questions.

- Who is skipping?
- Who is playing table tennis?
- Who is running with a ball?
- Who is throwing a ball into the basket?

4. Look, say and write.

- The boys aren't playing basketball. They're playing football.



1



2



3



4



5

2. Grammar Focus.

Numerals

one — the first	six — the sixth
two — the second	seven — the seventh
three — the third	eight — the eighth
four — the fourth	nine — the ninth
five — the fifth	ten — the tenth



castle

3. Look. Ask and answer.

What floor does Ann live on? She lives on the fourth floor.



2. Grammar Focus.

Adverbs

nice — nicely	angry — angrily
quick — quickly	easy — easily

3. Read and match.



a



b



c



d

- They are running quickly.
- They are shouting angrily.
- They are playing badly.
- They are smiling happily.

Гра на повторення вивченого матеріалу

Let's Play

Find and circle the words in the word search. Label the pictures.

SPORT GAME

q	e	r	t	y	u	h	b	a	l	d
g	c	r	i	c	k	e	t	l	f	b
h	s	d	h	j	k	l	a	n	h	a
j	k	l	f	g	h	b	j	k	l	s
b	a	s	k	e	t	b	a	l	l	e
e	t	d	k	o	m	a	q	e	s	b
t	y	u	o	i	j	k	l	d	f	a
l	b	f	h	j	k	l	m	w	r	l
v	o	l	l	e	y	b	a	l	l	l
t	a	b	l	e	t	e	n	n	i	s
x	b	a	d	m	i	n	t	o	n	d

basketball football
table tennis volleyball
badminton baseball
cricket

Throw a dice. Move and answer the questions.

START

What's your favourite book?

What's your teacher's name?

How old are you?

Where is your pen friend from?

What's your favourite school subject?

Have you got a pet?

Where are you going to travel in summer?

Do you have many friends?

Go back 2 spaces

Ask a question to your friend.

What's your favourite day of the week?

Count from 21 to 67.

Do you like music?

What's your favourite animal?

Go back 3 spaces

How are you today?

Did you play any games yesterday?

Do you like any sports?

What's your favourite food?

Sing a song in English.

FINISH

Проектна робота

Project



1. Make a shopping list.

1. Write a list of things you want to buy.
2. Draw.
3. Colour.
4. Cut out and glue.

2. Present your shopping list to your classmates.




Project



1. Make a sports poster.

1. Choose a sport.
2. Draw and write about the sport.
3. Make a sports poster.

2. Present your poster to your classmates.



My favourite sport is basketball. There are two teams. There are five players in a team. There is a coach. The players throw a ball into the basket.




Project



1. Work in groups. Make an Easter pop-up card.

1. Draw pictures.
2. Colour.
3. Cut out.
4. Glue.

2. Present your cards to other groups.





Мультимедійний додаток та аудіододаток

У додатку представлені аудіозаписи до всіх вправ підручника, цікаві інтерактивні завдання, ігри тощо.

Увесь аудіоматеріал озвучено носіями мови.

Завдання та вправи, подані в електронному додатку, допомагають засвоєнню нових слів, словосполучень, граматичних конструкцій тощо.



Робочий зошит

Містить творчі вправи, малюнки, різноманітні завдання для індивідуальної, групової, диференційованої роботи.

Англійська мова
ENGLISH



workbook

4 клас



До підручника Т.Б. Будної

Lesson 1

Welcome Back Unit 1

1. Fill the missing letters.



Ukr__ine
Ukra__nian



G__rmany
Germ__n



Pol__nd
P__lish



It__ly
Ital__an

2. Complete.



- Hello, Andy. _____ back.
- This is for you, Candy. It's from Poland. What's this? It's a piece of cheese. It's _____.
- They're chocolates from _____. They're German.
- It's a Viber message. It's from Antony. He's from Italy. He's _____.

3. Look and write.

- What's this? It's a phone.

What are they? They are phones.



3

Unit 1

Welcome Back

Lesson 2

1. Write the pairs.



France — French



_____ — British

Greece — _____



_____ — Turkish



Ukraine — _____

_____ — Polish

2. Fill in am, is, are.



- You are from Poland.

- Antonio _____ from France.

- Stas and Polina _____ from Ukraine.

- Maria _____ from Greece.

- Sue _____ from Britain.

- I _____ from Ukraine.

3. Write the answers.

- Is he French? — No he isn't. He is Italian.

- Is she Turkish? — No she isn't. She is _____.

- Is he Polish? — No he isn't. He is _____.

- Is she British? — No she isn't. He is _____.

4

Lesson 3

Welcome Back Unit 1

1. Unscramble, match and write.



arPsi



oRem



eBrinl



yKiv

2. Circle the answer.

- How old is are Yusef?
— He is ten / nine years old.
— Where is he / she from?
— He is from Paris, France / Greece.



10 years

- How old am / is is Anita?
— She is/are nine years old.
— Where's he / she from?
— She am / is from Loldon, Great Britain.



9 years

3. Write the sentences.

dog's The name Ben is.

Snowy names cats' The are Brownly and.

5



Матеріали посібника допоможуть учителеві творчо підготуватися до кожного уроку, зробити навчальний процес надзвичайно цікавим і результативним.

[illegible]

Лексичні картки

Нова українська школа

ІНШОМОВНА ОСВІТНЯ ГАЛУЗЬ

Англійська мова ENGLISH

vocabulary flash cards
story flash cards

teacher's set

До чинних підручників
4 клас

Пропонований комплект науково-дидактичного матеріалу стане незамінним помічником для вчителя Нової української школи. Він допоможе збагатити словниковий запас, розвинути зв'язне мовлення учнів, урізноманітнити і поживить навчальний процес. Посібник містить малюнки до лексичного матеріалу, який вивчається у третьому класі, а також картки із цифрами. Картки із сюжетними малюнками сприятимуть легкому й швидкому вивченню нового матеріалу та розвитку й формуванню навичок спілкування англійською мовою. Для вчителів англійської мови, учнів третього класу та їхніх батьків. Відповідає Державному стандарту початкової освіти та типовим освітнім програмам.

"КНИГА ПОШТОЮ" А/С 529
м. Тернопіль, 46008
т. (0352) 519737
(067) 3501870, (096) 7271762
mail@bohdan-books.com

м. Тернопіль, т/ф (0352) 520607, 520548
office@bohdan-books.com
м. Київ, т/ф (044) 2968956, (096) 8083279, nik-bohdan@ukr.net
Гуртові продажі: (0352) 430046, (050) 3384520
www.bohdan-books.com, www.bohdan-digital.com

2 005000 015984

UNIT 9 Happy Hours			
Easter egg hunt	paint eggs	dye eggs	find — found
hide — hid	Easter bread	onion peels	wax

UNIT 8 Free Time			
weekend	lemur	feeding time	street
parade	concert	fireworks	the Natural History Museum
model of a dinosaur	guide	centre escalator	outside party

Картки для навчання читання



Card № 5

Прочитай. Познач «+» речення, які відповідають змісту оповідання, а «-» ті, які не відповідають.

It is Jane's birthday today. In the morning mum and dad give Jane a doll's house and a dinner set. The girl thanks her parents. She likes to play with dolls. In the afternoon her aunt comes and Jane gets a new dress. The girl is happy.

1. Jane gets two presents in the morning. ☐
2. Jane gets a doll as a present. ☐
3. Jane's cousin gives her a dress. ☐

Прочитай. Утвори нові слова.



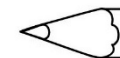
snow flake



air plane



rain coat




Card № 9



snow man



suit case



skate board

Card № 29

Прочитай. Розподіли слова.

Alphabet, wheel, elephant, whisper, phonics, which, phone, dolphin, when.

wh = [w]		ph = [f]	

Картки для навчання граматики



Закінчи розмову між Селлі та Сенді.

Card № 6

Sally: I've got a new dress.

Sandy: I've got two dresses.

Sally: I've got a box.

Sandy: I've got five _____.

Sally: I've got a bunch of flowers.

Sandy: I've got three _____.

Sally: I've got one brush.

Sandy: I've got four _____.

Sally: I've got a doll.

Sandy: I've got eight _____.

Розглянь таблицю. Склади речення за зразком.

Card № 30

now	make her bed	brush her teeth	comb her hair
Vicki	✓	x	✓
Luiza	x	?	?

Vicki is making her bed now.

Прочитай і склади речення за зразком.

Card № 17

This is a flower. These are flowers.


1. This is a log. _____
2. This is a bush. _____
3. This is a rose. _____
4. This is a stone. _____


Лексичні ігри







porridge	egg	soup	fish
meat	sausage	cheese	sweet
pie	cake	tea	coffee



Правила читання



a [æ]  **cat**

man  **fan** 

van  **jam** 

pan  **tram** 

ai, ay [eɪ]  **paint**

rain  **day** 

plain  **ray** 

grain  **play** 



Дякуємо за увагу!