

КАЛЕНДАРНЕ ПЛАНУВАННЯ

Навчальний рік _____ Семестр _____ Вчитель _____ Клас _____

Підручник: Англійська мова. 4 клас (авт. Т.Б. Будна)

№ п/п	Дата	Тематика ситуативного сплонування	Комунікативні функції	Розмовні структури	Граматика	Лексичний матеріал	Сприймання на слух (аудіювання)	Зорове сприйняття (читання)	Говоріння	Письмо	Інтерактивне навчання (ігри, проєкти)	
1	2	3	4	5	6	7	8	9	10	11	12	
1		Introduction Hello, Friends!		We are from different countries.		Poland the USA England Ukraine India China Spain neighbour	Ex. 1-2 p. 6	p. 6-7	Ex. 3-4 p. 7			
UNIT 1. ALL ABOUT ME												
2		Lesson 1	Вживати слова та базові вирази для надання простої інформації про себе: привітатися, попрощатися, назвати себе, порухувати; надати та виконувати прості команди та прохання, вчити писати літери алфавіту.	Good morning! Are you ready for the lesson? Where are you from? — I'm from...		England Scotland Glasgow Kent London	Ex. 1-2 p. 8	Ex. 2 p. 8	Ex. 4 p. 8	Ex. 4 p. 8	a greeting game	
3		Lesson 2		I'm 9. I'm from ... in Ukraine.	be Present Simple Ex. 2-3 p. 9		Ex. 1 p. 9	Ex. 1 p. 9	Ex. 4 p. 9			
4		Lesson 3		Welcome to my website. I've got... I haven't got...	have got Ex. 3 p. 10	village India nondi hopscotch	Ex. 1 p. 10	Ex. 2 p. 10		Ex. 4 p. 10		

1	2	3	4	5	6	7	8	9	10	11	12
5		Lesson 4		Ann's mum is a nurse.	possessive case articles Ex. 2-3 p. 11	policeman artist housewife secretary car mechanic taxi driver actress nurse	Ex. 1 p. 11		Ex. 1 p. 11	Ex. 3-4 p. 11	
6		Lesson 5		Who is a vet? – Alice. What does she do? She treats animals.	Present Simple	vet baker musician chef dentist zoo keeper	Ex. 1, 3 p. 12	Ex. 3-4 p. 12	Ex. 5 p. 12	Ex. 3 p. 12	
7		Lesson 6	Listening	He's from... He lives in...		Paris France Madrid Spain Berlin Germany	Ex. 1-3 p. 13	Ex. 4 p. 13		Ex. 4 p. 13	
8		Lesson 7	Reading	Who is from Spain? Who likes football?			Ex. 1 p. 14	Ex. 1-2 p. 14		Ex. 3 p. 14	
9		Lesson 8	Writing Speaking						Ex. 1-2 p. 15	creat- ing a poster p. 15	
10		Lesson 9	Let's Play						Ex. 1-3 p. 16		playing a guessing game
11		Lesson 10	Let's Sing! Project				Ex. 1 p. 17		Ex. 2 p. 17		making a poster "It's Me"

1	2	3	4	5	6	7	8	9	10	11	12
UNIT 2. SCHOOL LIFE											
12		Lesson 1	Навчитися описувати шкільні предмети та речі у класній кімнаті; представляти своїх друзів з інших країн, свого вчителя; виражати настрої; вчити вибудовувати товариські стосунки з оточуючими людьми, опанувати правила елементарного читання; вчити писати літери та прості слова.	Good morning. Let's start our lesson. Open your books, please. Nice to meet you.		bell ring inside hurry up	Ex. 1-3 p. 18	Ex. 2-3 p. 14	Ex. 4 p. 18		
13		Lesson 2		It's my classroom. It's cosy and clean. How are you today? We're fine, thank you.	May I come in? Yes, you may. Ex. 3-4 p. 19		Ex. 1-2 p. 19	Ex. 1-2 p. 19	Ex. 4 p. 19		
14		Lesson 3		May I borrow a pen? Yes, you may. I've got a ruler in my schoolbag.		bookmark sticky notes flash drive paper clip highlighter scissors	Ex. 1-3 p. 20	Ex. 3 p. 20	Ex. 2, 4 p. 20		game "School Things"
15		Lesson 4		I really like English. It's so interesting.	Present Simple Ex. 3-4 p. 21	Maths Music English Health basics Ukrainian Crafts PE Science IT Art	Ex. 1-2 p. 21	Ex. 2, 4 p. 21	Ex. 5 p. 21		

1	2	3	4	5	6	7	8	9	10	11	12
16		Lesson 5		We never run in school. We keep our classroom clean.		break keep clean text lose throw rubbish noise pick up draw be quiet	Ex. 1-4 p. 22	Ex. 2, 4 p. 22	Ex. 5 p. 22		
17		Lesson 6	Listening			schoolyard cafeteria have a snack smell	Ex. 1-3 p. 23	Ex. 3 p. 23		Ex. 3 p. 23	
18		Lesson 7	Reading				Ex. 1 p. 24	Ex. 1-3 p. 24		Ex. 4 p. 24	
19		Lesson 8	Writing Speaking						p. 25	com- pleting a letter p. 25	
20		Lesson 9	Let's Play	This is a... These are...							a board game p. 26
21		Lesson 10	Let's Sing! Project				Ex. 1 p. 27		Ex. 2 p. 27		a poster "School Timetable"
UNIT 3. MY HOME											
22		Lesson 1	Називати кількість предметів, кольори, висловлювати подив та задоволення, спонукати до дії; опанувати правилами елементарного читання; вчити писати прості слова та короткі речення.	He lives in an old house. There are three floors in the house.		build floor ground floor first floor	Ex. 1-3 p. 28	Ex. 2-3 p. 28	Ex. 4 p. 28		

INTRODUCTION. HELLO, FRIENDS!

Date _____

Hello,

1. Listen and chant.
2. Listen and point.

1. Annie, 8
England
English

2. Zoriana, 10
Ukraine
Ukrainian

3. Polina, 12
Spain
Spanish

4. Lucas, 11
Poland
Polish

5. Vlad, 9
Ukraine
Ukrainian

6. Tom, 13
the USA
American

7. Amala, 10
India
Indian

8. Mia, 11
China
Chinese

6

Friends!

3. Look and say.
Amala is from India.
Lucas is from Poland.

4. Talk with a friend.
What are the kids' names?
Where are they from?
How old are they?

Hello, neighbours! Hello, friends!
Welcome boys and girls!
We're from different countries
From around the world.

Amala is from India.
Vlad is from Ukraine.
Mia is from China.
Polina is from Spain.

Lucas is from Poland.
Tom's from the USA.
Annie is from England.
Zoriana's from Ukraine.

Welcome boys and girls!
Hello to everyone!
It's time to learn English
And have a lot of fun.

7

I. Warming up and reviewing.

Introducing the kids in the classroom environment.

Materials needed: the world map.

II. Introducing the words / speech patterns.

We are from different countries.

Poland
the USA
England
Ukraine
India
China
Spain
neighbour

Materials needed: recording, vocabulary flash cards.

III. Listening practice.

Ex. 1 p. 6 (Track HelloFriends!Ex01)

Hello, neighbours! Hello, friends!

Welcome boys and girls!

We're from different countries

From around the world.

Amala is from India.

Vlad is from Ukraine.

Mia is from China.
Polina is from Spain.
Lucas is from Poland.
Tom's from the USA.
Annie is from England.
Zoriana's from Ukraine.
Welcome boys and girls!
Hello to everyone!
It's time to learn English
And have a lot of fun.

Ex. 2 p. 6 (Track HelloFriends!Ex02)

Hello, I'm Annie. I'm eight. I'm from England. I'm English.
Hi, I'm Zoriana. I'm ten. I'm from Ukraine. I'm Ukrainian.
Good morning! I'm Polina. I'm twelve. I'm from Spain. I'm Spanish.
Hi there! I'm Lucas. I'm eleven. I'm from Poland. I'm Polish.
Hello, I'm Vlad. I'm nine. I'm from Ukraine. I'm Ukrainian. Nice to meet you.
Good morning! I'm Tom. I'm thirteen. I'm from the USA. I'm American.
Hi, I'm Amala. I'm ten. I'm from India. I'm Indian.
Hello, I'm Mia. I'm from China. I'm Chinese.
Materials needed: recording.

IV. Reading practice.

Ex. 1 p. 6

Ex. 2 p. 6

V. Speaking practice.

Ex. 3 p. 7

Ex. 4 p. 7

VI. Interactive activities.

Play a game "Guess the Country".

Клас ділять на дві команди. Вчитель демонструє дітям прапори різних країн. Завдання команд — назвати країну та утворити від цієї назви прикметник. Правильна відповідь — один бал. Виграє команда, яка першою набере 6 очок.

Materials needed: flash cards with flags.


VII. "My Dictionary" activity.

VIII. Ending of the lesson.

UNIT 1. ALL ABOUT ME

Date _____

Lesson 1



Unit 1 All About Me Lesson 1

1. Listen and repeat.

Glasgow Scotland
England Kent
London

2. Listen and read.

1 Good morning, kids.
2 Please, welcome two new pupils: Emily and Tom.
3 Are you ready for the new day?
4 Good morning, Miss Mellory. Yes, we are ready.
5 Hi, Emily! Hello, Tom! Where are you from?
6 I'm from Kent, in England.
7 I'm from Glasgow, in Scotland.
8 We're Zoriana and Vlad. You may sit here.
9 Nice to meet you.
10 Nice to meet you, too.
11 With pleasure.


3. Choose the correct answer.

- Miss Mellory is a *pupil* / a *teacher*.
- There are *one* / *two* new pupils in the class.
- Emily is from *London* / *Kent*.
- Zoriana and Vlad are from *Ukraine* / *Scotland*.

4. Look and say.

Britain / British
England / English
Scotland / Scottish
Wales / Welsh

He's from Britain. He's British.



8 Workbook Lesson 1

I. Warming up and reviewing.

Chant.

Good morning!

Welcome to school.

We are happy to be here.

It is cool!

II. Introducing the words / speech patterns.

Good morning!

Are you ready for the lesson?

Where are you from?

I'm from...

England

Scotland

Glasgow

Kent

London

Materials needed: recording, vocabulary flash cards, set of flash cards "City Photos".

III. Listening practice.

Ex. 1 p. 8 (Track U01.L01.Ex01)

England Kent Scotland Glasgow

Ex. 2 p. 8 (Track U01.L01.Ex02)

(Teacher): Good morning, kids. Are you ready for the new day?

(Vlad): Good morning, Miss Mellory. Yes, we are ready.

(Teacher): Please, welcome two new pupils: Emily and Tom.

(Zoriana): Hi, Emily! Hello, Tom! Where are you from?

(Tom): I'm from Kent, in England.

(Emily): I'm from Glasgow, in Scotland.

(Zoriana): Nice to meet you.

(Emily): Nice to meet you, too.

(Zoriana): We're Zoriana and Vlad. You may sit here.

(Emily): With pleasure.

Materials needed: recording, story flash cards, the UK map.

.....

.....

.....

.....

.....

.....

.....

.....

.....

.....

.....

.....

.....

.....

.....

.....

.....

.....

.....

.....

.....

.....

.....

IV. Reading practice.

Ex. 2 p. 8

Materials needed: testing cards.

V. Speaking practice.

Ex. 4 p. 8

VI. Writing practice.

Ex. 4 p. 8

VII. Interactive activities.

A greeting game.

Materials needed: flags of the UK.


VIII. Workbook practice.

Give WB p. 3 instructions.

The teacher gives instructions concerning the home task and explains how to do the exercises in the workbook.


Lesson 1 All About Me Unit 1

1. Fill in the missing letters.




Gl_sgow Scott_nd
Engl_nd K_nt
L_nndon

2. Read. Number the sentences.



- Yes, we are ready.
- Good morning, Miss Mellory.
- Are you ready for the lesson?
- Good morning, kids.

3. Circle the correct answer. Match.



- 1. Tim *is / are* a pupil.
- 2. Mary and Sally *is / are* friends.
- 3. *Is / Are* you a teacher?
— No, I *is / am* not. I *am / are* a doctor.
- 4. They *is / are* ready for the lesson.

3

IX. "My Dictionary" activity.


X. Ending of the lesson.


Lesson 2

Date _____

Lesson 2 All About Me

1. Listen and read.

 Hi, I'm Vlad. I'm nine and I'm from Sumy, in Ukraine. This is my school and these are my friends Max and Artem.

 This is Annie. She's my pen friend. Annie is eight years old and she is from Oxford, in England. This is Oxford University. Annie wants to study in it.

2. Grammar Focus. Be: Present Simple



+	-	?	
I am/'m	I am not/'m not	Am I ... ?	Yes, I am. No, I am not.
He She is/'s It	He She is not/'s not	Is he ... ? she ... ? it ... ?	Yes, he is. No, he is not/ isn't.
We You are/'re They	We You are not/'re not	Are we ... ? you ... ? they ... ?	Yes, we are. No, we are not/aren't.

3. Fill in *am, is or are*.

- I ____ from Ukraine.
- These ____ my friends Max and Artem.
- My friend Annie ____ from Oxford.
- ____ Oxford in England? — Yes, it ____.
- ____ she nine years old? —
No, she ____ not. She ____ eight.

4. Talk with a friend.

- Have you got a pen friend?
- Who is your pen friend?
- How old is he / she?
- Where is he / she from?

Workbook Lesson 2   9

I. Warming up and reviewing.

Hi! I'm Vlad.
I'm from Ukraine.

II. Introducing the words / speech patterns.

I'm 9.
I'm from ... in Ukraine.
Materials needed: flash cards, the map of Ukraine.

III. Listening practice.

Ex. 1 p. 9 (Track U01.L02.Ex01)
Hi, I'm Vlad. I'm nine and I'm from Sumy, in Ukraine. This is my school and these are my friends Max and Artem. This is Annie. She's my pen friend. Annie is eight years old and she is from Oxford in England. This is Oxford University. Annie wants to study in it.
Materials needed: recording.

IV. Grammar practice.

Ex. 2 p. 9
Ex. 3 p. 9
Materials needed: grammar poster "Verb to be".

V. Reading practice.

Ex. 1 p. 9

Materials needed: testing cards.

VI. Speaking practice.

Ex. 4 p. 9


VII. Workbook practice.

Give WB p. 4 instructions.

The teacher gives instructions concerning the home task and explains how to do the exercises in the workbook.

Unit 1 All About Me Lesson 2

1. Label the pictures.




2. Complete and match.

1. He is from Ukraine.
He is *Ukrainian*.

2. She is from Britain.
She is _____.

3. They are from England.
They are _____.

4. You are from Wales.
You are _____.




3. Fill in *am, is or are*.

1. My friends _____ Pete and Mike. Sam _____ my brother.

2. Polina _____ my sister. Kate _____ my cousin.

3. Miss Mellory _____ our teacher.
She _____ kind.

4. Kate _____ my classmate.
She _____ funny.



4

VIII. "My Dictionary" activity.




IX. Ending of the lesson.

Lesson 3

Date _____

Unit 4 All About Me **Lesson 3**

1: Listen and repeat.

 village  India  hopscotch/
nondi

2: Look and read.

Hello, I'm Amala.
Welcome to my website. I'm ten years old and I'm from Intur. It's a small village in India.
I haven't got any brothers or sisters, but I've got two cousins, Radna and Sashi.
I've got three best friends. They are Lina, Devi and Jay.
We play hopscotch together. We call it nondi in India.


3: Grammar Focus.

	+	-	?	Have got
	I have got / 've got	I have not got / haven't got	Have I got ... ?	Yes, I have. No, I have not.
He	He has got / 's got	He has not got / hasn't got	he got ... ? she got ... ? it got ... ?	Yes, he has. No, he has not / hasn't.
We	We have got / 've got	We have not got / haven't got	we got ... ? you got ... ? they got ... ?	Yes, we have. No, we have not / haven't.

4: Make up sentences. Use the correct form of 'have got'. Write.

Mary / two brothers — *Mary has got two brothers.*

- Amala / two cousins
- She / sisters or brothers
- Amala / three friends
- They / a skateboard
- Devi and Jay / a scooter
- Her cousins / a bike

10  Workbook Lesson 3

I. Warming up and reviewing.

“Am, Is, Are” song.

II. Introducing the words / speech patterns.

Welcome to my website.

I've got...

I haven't got...

village

India

nondi

hopscotch

Materials needed: recording, vocabulary flash cards.

III. Listening practice.

Ex. 1 p. 10 (Track U01.L03.Ex01)

village India hopscotch/nondi

Materials needed: recording, vocabulary flash cards, map of India.

IV. Reading practice.

Ex. 2 p. 10

Materials needed: testing cards.

V. Grammar practice.

Have got.

Ex. 3 p. 10

Materials needed: grammar poster “Have got”.

VI. Writing practice.

Ex. 4 p. 10

VII. Workbook practice.


Give WB p. 5 instructions.

The teacher gives instructions concerning the home task and explains how to do the exercises in the workbook.

Lesson 3 All About Me Unit 1

1. Unscramble, match and write.

opchsoth ivlaeg ndlia ritBain



2. Read and fill in.

Scotland website play

name two



Hello, I'm Cindy.
 Welcome to my _____.
 I'm nine years old and I'm from
 Dundee in _____. I haven't
 got any brothers but I have got _____
 sisters, Kelly and Alice. I've got a friend. His
 _____ is Mike. We _____
 tennis together.

3. Mark the sentences true (T) or false (F).

- This is Kelly's website.
- The girl is ten years old.
- Cindy is from England.
- Mike is Cindy's friend.

5

VIII. “My Dictionary” activity.

IX. Ending of the lesson.