

**Натисніть тут, щоб
купити книгу на сайті
або замовляйте за телефоном:
(0352) 51-97-97, (067) 350-18-70,
(066) 727-17-62**

КАЛЕНДАРНЕ ПЛАНУВАННЯ

Навчальний рік _____ Семестр _____ Вчитель _____ Клас _____

Підручник: Англійська мова. 4 клас (авт. Т.Б. Будна)

№ п/п	Дата	Тематика ситуативного спілкування	Комунікативні функції	Розмовні структури	Граматика	Лексичний матеріал	Сприймання на слух (аудіювання)	Зорове сприйняття (читання)	Говоріння	Письмо	Інтерактивне навчання (ігри, проєкти)
1	2	3	4	5	6	7	8	9	10	11	12
1		Introduction Hello, Friends!		We are from different countries.		Poland the USA England Ukraine India China Spain neighbour	Ex. 1-2 p. 6	p. 6-7	Ex. 3-4 p. 7		
UNIT 1. ALL ABOUT ME											
2		Lesson 1	Вживати слова та базові вирази для надання простої інформації про себе: привітатися, попрощатися, назвати себе, порадити, надати та виконувати прості команди та прохання, вчити писати літери алфавіту.	Good morning! Are you ready for the lesson? Where are you from? — I'm from...		England Scotland Glasgow Kent London	Ex. 1-2 p. 8	Ex. 2 p. 8	Ex. 4 p. 8	Ex. 4 p. 8	a greeting game
3		Lesson 2		I'm 9. I'm from ... in Ukraine.	be Present Simple Ex. 2-3 p. 9		Ex. 1 p. 9	Ex. 1 p. 9	Ex. 4 p. 9		
4		Lesson 3		Welcome to my website. I've got... I haven't got...	have got Ex. 3 p. 10	village India nondi hopscotch	Ex. 1 p. 10	Ex. 2 p. 10		Ex. 4 p. 10	

1	2	3	4	5	6	7	8	9	10	11	12
5		Lesson 4		Ann's mum is a nurse.	possessive case articles Ex. 2-3 p. 11	policeman artist housewife secretary car mechanic taxi driver actress nurse	Ex. 1 p. 11		Ex. 1 p. 11	Ex. 3-4 p. 11	
6		Lesson 5		Who is a vet? – Alice. What does she do? She treats animals.	Present Simple	vet baker musician chef dentist zoo keeper	Ex. 1, 3 p. 12	Ex. 3-4 p. 12	Ex. 5 p. 12	Ex. 3 p. 12	
7		Lesson 6	Listening	He's from... He lives in...		Paris France Madrid Spain Berlin Germany	Ex. 1-3 p. 13	Ex. 4 p. 13		Ex. 4 p. 13	
8		Lesson 7	Reading	Who is from Spain? Who likes football?			Ex. 1 p. 14	Ex. 1-2 p. 14		Ex. 3 p. 14	
9		Lesson 8	Writing Speaking						Ex. 1-2 p. 15	creating a poster p. 15	
10		Lesson 9	Let's Play						Ex. 1-3 p. 16		playing a guessing game
11		Lesson 10	Let's Sing! Project				Ex. 1 p. 17		Ex. 2 p. 17		making a poster "It's Me"

1	2	3	4	5	6	7	8	9	10	11	12
UNIT 2. SCHOOL LIFE											
12		Lesson 1	Навчитися описувати шкільні предмети та речі у класній кімнаті; представляти своїх друзів з інших країн, свого вчителя; виражати настрої; вчити вибудовувати товариські стосунки з оточуючими людьми, опанувати правила елементарного читання; вчити писати літери та прості слова.	Good morning. Let's start our lesson. Open your books, please. Nice to meet you.		bell ring inside hurry up	Ex. 1-3 p. 18	Ex. 2-3 p. 14	Ex. 4 p. 18		
13		Lesson 2		It's my classroom. It's cosy and clean. How are you today? We're fine, thank you.	May I come in? Yes, you may. Ex. 3-4 p. 19		Ex. 1-2 p. 19	Ex. 1-2 p. 19	Ex. 4 p. 19		
14		Lesson 3		May I borrow a pen? Yes, you may. I've got a ruler in my schoolbag.		bookmark sticky notes flash drive paper clip highlighter scissors	Ex. 1-3 p. 20	Ex. 3 p. 20	Ex. 2, 4 p. 20		game "School Things"
15		Lesson 4		I really like English. It's so interesting.	Present Simple Ex. 3-4 p. 21	Maths Music English Health basics Ukrainian Crafts PE Science IT Art	Ex. 1-2 p. 21	Ex. 2, 4 p. 21	Ex. 5 p. 21		

1	2	3	4	5	6	7	8	9	10	11	12
16		Lesson 5		We never run in school. We keep our classroom clean.		break keep clean text lose throw rubbish noise pick up draw be quiet	Ex. 1-4 p. 22	Ex. 2, 4 p. 22	Ex. 5 p. 22		
17		Lesson 6	Listening			schoolyard cafeteria have a snack smell	Ex. 1-3 p. 23	Ex. 3 p. 23		Ex. 3 p. 23	
18		Lesson 7	Reading				Ex. 1 p. 24	Ex. 1-3 p. 24		Ex. 4 p. 24	
19		Lesson 8	Writing Speaking						p. 25	com- pleting a letter p. 25	
20		Lesson 9	Let's Play	This is a... These are...							a board game p. 26
21		Lesson 10	Let's Sing! Project				Ex. 1 p. 27		Ex. 2 p. 27		a poster "School Timetable"
UNIT 3. MY HOME											
22		Lesson 1	Називати кількість предметів, висловлювати подив та задоволення, спонукати до дії; опанувати правилами елементарного читання; вчити писати прості слова та короткі речення.	He lives in an old house. There are three floors in the house.		build floor ground floor first floor	Ex. 1-3 p. 28	Ex. 2-3 p. 28	Ex. 4 p. 28		

INTRODUCTION. HELLO, FRIENDS!

Date _____

1. Listen and chant.

2. Listen and point.

6

1. Annie, 8
England
English

2. Zoriana, 10
Ukraine
Ukrainian

3. Polina, 12
Spain
Spanish

4. Lucas, 11
Poland
Polish

5. Vlad, 9
Ukraine
Ukrainian

6. Tom, 13
the USA
American

7. Amala, 10
India
Indian

8. Mia, 11
China
Chinese

Friends!

3. Look and say.
Amala is from India.
Lucas is from Poland.

4. Talk with a friend.
What are the kids' names?
Where are they from?
How old are they?

2

5

7

8

Hello, neighbours! Hello, friends!
Welcome boys and girls!
We're from different countries
From around the world.

Amala is from India.
Vlad is from Ukraine.
Mia is from China.
Polina is from Spain.

Lucas is from Poland.
Tom's from the USA.
Annie is from England.
Zoriana's from Ukraine.

Welcome boys and girls!
Hello to everyone!
It's time to learn English
And have a lot of fun.

I. Warming up and reviewing.

Introducing the kids in the classroom environment.

Materials needed: the world map.

II. Introducing the words / speech patterns.

We are from different countries.

Poland
the USA
England
Ukraine
India
China
Spain
neighbour

Materials needed: recording, vocabulary flash cards.

III. Listening practice.

Ex. 1 p. 6 (Track HelloFriends!Ex01)

Hello, neighbours! Hello, friends!
Welcome boys and girls!
We're from different countries
From around the world.
Amala is from India.
Vlad is from Ukraine.

Mia is from China.
Polina is from Spain.
Lucas is from Poland.
Tom's from the USA.
Annie is from England.
Zoriana's from Ukraine.
Welcome boys and girls!
Hello to everyone!
It's time to learn English
And have a lot of fun.

Ex. 2 p. 6 (Track HelloFriends!Ex02)

Hello, I'm Annie. I'm eight. I'm from England. I'm English.
Hi, I'm Zoriana. I'm ten. I'm from Ukraine. I'm Ukrainian.
Good morning! I'm Polina. I'm twelve. I'm from Spain. I'm Spanish.
Hi there! I'm Lucas. I'm eleven. I'm from Poland. I'm Polish.
Hello, I'm Vlad. I'm nine. I'm from Ukraine. I'm Ukrainian. Nice to meet you.
Good morning! I'm Tom. I'm thirteen. I'm from the USA. I'm American.
Hi, I'm Amala. I'm ten. I'm from India. I'm Indian.
Hello, I'm Mia. I'm from China. I'm Chinese.
Materials needed: recording.

IV. Reading practice.

Ex. 1 p. 6

Ex. 2 p. 6

V. Speaking practice.

Ex. 3 p. 7

Ex. 4 p. 7

VI. Interactive activities.

Play a game "Guess the Country".

Клас ділять на дві команди. Вчитель демонструє дітям прапори різних країн. Завдання команд — назвати країну та утворити від цієї назви прикметник. Правильна відповідь — один бал. Виграє команда, яка першою набере 6 очок.

Materials needed: flash cards with flags.

VII. "My Dictionary" activity.

VIII. Ending of the lesson.

UNIT 1. ALL ABOUT ME

Date _____

Lesson 1

Unit 1

All About Me

Lesson 1

1. Listen and repeat.

2. Listen and read.

1. Good morning, kids.

2. Please, welcome two new pupils: Emily and Tom.

3. Good morning, Miss Mellory. Yes, we are ready.

4. Are you ready for the new day?

5. Hi, Emily! Hello, Tom! Where are you from?

6. I'm from Kent, in England.

7. Nice to meet you.

8. Nice to meet you, too.

9. I'm from Glasgow, in Scotland.

10. We're Zoriana and Vlad. You may sit here.

11. With pleasure.

3. Choose the correct answer.

- Miss Mellory is a *pupil* / a *teacher*.
- There are *one* / *two* new pupils in the class.
- Emily is from *London* / *Kent*.
- Zoriana and Vlad are from *Ukraine* / *Scotland*.

4. Look and say.

Britain / British
England / English
Scotland / Scottish
Wales / Welsh

He's from Britain. He's British.

8 Workbook Lesson 1

I. Warming up and reviewing.

Chant.
Good morning!
Welcome to school.
We are happy to be here.
It is cool!

II. Introducing the words / speech patterns.

Good morning!
Are you ready for the lesson?
Where are you from?
I'm from...
England
Scotland
Glasgow
Kent
London

Materials needed: recording, vocabulary flash cards,
set of flash cards "City Photos".

III. Listening practice.

Ex. 1 p. 8 (Track U01.L01.Ex01)

England Kent Scotland Glasgow

Ex. 2 p. 8 (Track U01.L01.Ex02)

(Teacher): Good morning, kids. Are you ready for the new day?

(Vlad): Good morning, Miss Mellory.
Yes, we are ready.

(Teacher): Please, welcome two new pupils: Emily and Tom.

(Zoriana): Hi, Emily! Hello, Tom!
Where are you from?

(Tom): I'm from Kent, in England.

(Emily): I'm from Glasgow, in Scotland.

(Zoriana): Nice to meet you.

(Emily): Nice to meet you, too.

(Zoriana): We're Zoriana and Vlad. You may sit here.

(Emily): With pleasure.

Materials needed: recording, story flash cards, the UK map.

IV. Reading practice.

Ex. 2 p. 8

Materials needed: testing cards.

V. Speaking practice.

Ex. 4 p. 8

VI. Writing practice.

Ex. 4 p. 8

VII. Interactive activities.

A greeting game.

Materials needed: flags of the UK.

VIII. Workbook practice.

Give WB p. 3 instructions.

The teacher gives instructions concerning the home task and explains how to do the exercises in the workbook.

[illegible]

IX. “My Dictionary” activity.


X. Ending of the lesson.

Lesson 2

Date _____



Lesson 2

1. Listen and read.



Hi, I'm Vlad. I'm nine and I'm from Sumy, in Ukraine. This is my school and these are my friends Max and Artem.

All About Me

This is Annie. She's my pen friend. Annie is eight years old and she is from Oxford, in England. This is Oxford University. Annie wants to study in it.

2. Grammar Focus.

+	-	?	
I am /'m	I am not /'m not	Am I ... ?	Yes, I am . No, I am not .
He is /'s	He is not /'s not	Is he ... ?	Yes, he is . No, he is not / isn't .
We are /'re	We are not /'re not	Are we ... ?	Yes, we are . No, we are not / aren't .


Be: Present Simple

3. Fill in *am*, *is* or *are*.

- I _____ from Ukraine.
- These _____ my friends Max and Artem.
- My friend Annie _____ from Oxford.
- _____ Oxford in England? — Yes, it _____.
- _____ she nine years old? —
No, she _____ not. She _____ eight.

4. Talk with a friend.

- Have you got a pen friend?
- Who is your pen friend?
- How old is he / she?
- Where is he / she from?



Workbook Lesson 2 9

I. Warming up and reviewing.

Hi! I'm Vlad.
I'm from Ukraine.

II. Introducing the words / speech patterns.

I'm 9.
I'm from ... in Ukraine.
Materials needed: flash cards, the map of Ukraine.

III. Listening practice.

Ex. 1 p. 9 (Track U01.L02.Ex01)

Hi, I'm Vlad. I'm nine and I'm from Sumy, in Ukraine. This is my school and these are my friends Max and Artem. This is Annie. She's my pen friend. Annie is eight years old and she is from Oxford in England. This is Oxford University. Annie wants to study in it.

Materials needed: recording.

IV. Grammar practice.

Ex. 2 p. 9

Ex. 3 p. 9

Materials needed: grammar poster "Verb to be".

V. Reading practice.

Ex. 1 p. 9

Materials needed: testing cards.

VI. Speaking practice.

Ex. 4 p. 9


VII. Workbook practice.

Give WB p. 4 instructions.

The teacher gives instructions concerning the home task and explains how to do the exercises in the workbook.


Unit 1All About MeLesson 2

1. Label the pictures.




2. Complete and match.


1. He is from Ukraine.
He is *Ukrainian*.


a


2. She is from Britain.
She is _____.


b

3. They are from England.
They are _____.


c

4. You are from Wales.
You are _____.


d


3. Fill in *am, is or are*.

1. My friends _____ Pete and Mike. Sam _____ my brother.

2. Polina _____ my sister. Kate _____ my cousin.

3. Miss Mellory _____ our teacher.
She _____ kind.

4. Kate _____ my classmate.
She _____ funny.



4

VIII. "My Dictionary" activity.

IX. Ending of the lesson.