

Дорогі діти!

У п'ятому класі ви продовжуватимете вивчати англійську мову. На сторінках підручника на вас чекають нові герої, цікаві історії, захопливі завдання. Ви навчитеся розповідати про Україну та дізнаєтеся про культуру інших країн. Спілкуйтесь, читайте, пишть, співайте та грайтесь. Бажаємо вам успіхів!

Авторки

Умовні позначення



Listening

Grammar

Pronunciation

1. Listen and say.



What's your name?

Where are you from?

Hello! My name is Annie.



I am from Great Britain.

I am Zoriana.



We are from Ukraine.

Hi! My name is Vlad.

Hello! My name is Polina.



I am from Spain.

I am Lukas.



I am from Poland.

Hi! I am Tom.



I am from the USA.

Hi! My name is Mia.



I am from China.

Hello! My name is Amala.
Nice to meet you!



I am from India.

2. Listen and repeat.



Aa	Bb	Cc	Dd	Ee	Ff	Gg	Hh	li
Jj	Kk	Ll	Mm	Nn	Oo	Pp	Qq	Rr
Ss	Tt	Uu	Vv	Ww	Xx	Yy	Zz	

Can you spell your name and surname?

3. Listen and repeat the numbers from 1 to 10.



How old are you?

Can you tell your phone number?

4. Fill in the form.

Name:

Surname:

Country:

Age:

Phone Number:



5. Listen and find school things.



- school bag
- book
- pen
- pencil
- rubber



- sharpener
- ruler
- exercise book
- pencil case
- glue

What colour is it?

My school bag is red.

6. Listen and repeat.



1. Stand up.
2. Open your books.
3. Close your books.
4. Look at the board.
5. Listen.

Classroom language

6. Speak.
7. Write.
8. Work in pairs.
9. Work in groups.
10. Sit down.

7. Listen and sing.




Days of the week (5 times).
 There's **Sunday**, and there's **Monday**.
 There's **Tuesday** and there's **Wednesday**.



There's **Thursday** and there's **Friday**.
 And then there's **Saturday**.
 Days of the week (5 times).



8. Look at the picture and number the words in the box. Listen and check.



- door
- teacher
- students
- desks
- chair
- board
- laptops
- bin
- table
- floor
- walls

9. Look around. What is there in your classroom?

UNIT 1

I, my family and my friends

In this unit you will learn...


- to talk about your daily routines
- to say how often you do household chores
- to say what you like and don't like doing
- to understand information about family and friends
- to speak about your family
- to describe people (appearance and personality)
- to write about yourself and your best friend
- to write a personal note, a message

Vocabulary

1. Listen and repeat.



beautiful



short



slim



thin



tall



handsome



blond hair



dark hair



ginger hair



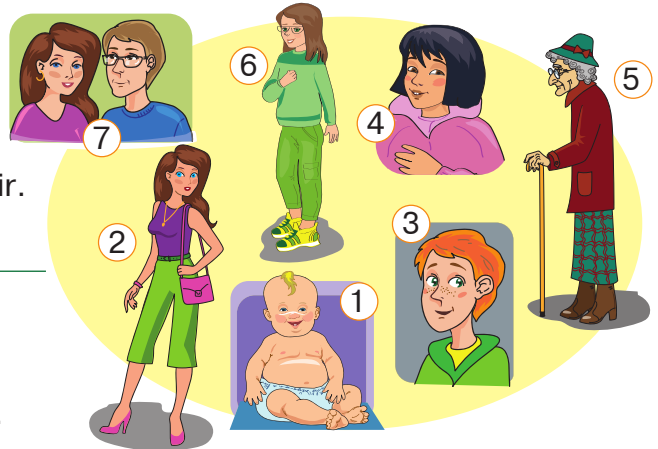
young



old

2. Complete the sentences.

- The baby is _____.
- My mother is _____ and _____.
- The boy has _____ hair.
- Mia has _____ hair.
- The woman is very _____ and _____.
- Annie is a _____ girl with _____ hair.
- My parents are _____.



Grammar

Verb "to be"

Singular

I am (I'm)
You are (You're)
He/she/it is (He/she/it's)

I'm not

You're not / You aren't
He/she/it's not /
He/she/it isn't

Plural

We are (We're)
You are (You're)
They are (They're)

We're not / We aren't
You're not / You aren't
They're not / They aren't

What's your name? –
My name's Zoriana.
How old are you? –
I'm 10.

He isn't my brother.
They're not at home.

Verb "to be"	
Am I?	Are we?
Are you?	Are you?
Is he/she/it?	Are they?

Is he your friend? — Yes, he **is**.
 Are you from India? —
 No, I'm not. I'm from Pakistan.

3. Circle the correct words.

17:30 Your Contact
 last seen Today, 23:30

Hi! My name *is/am* Vlad.

Am/Are you from Poland?

No, I'm/'s not.
 He's/I'm Ukrainian.

1 Hi, Annie!

2 Hello, Zoriana!
 This *is/are* Mary.

3 Nice to meet you, Mary!
Is/Are you sisters?

4 No, we *isn't/aren't*.
 We *is/are* friends.

4. Listen and repeat.

[ɪ] pin, lip, fit, big, did, six
 [i:] she, tree, bee, feet, read

Pronunciation

[ɪ]	[i:]
in	he
this	me
it	we

Listening and Reading

5. Listen to and read the dialogues. Work in pairs. Dramatise the dialogues.

Introducing yourself
A: Hi. I'm Zoriana. What's your name?
B: Hello. My name's Tom.

Introducing others
A: This is my friend, Vlad.
B: Nice to meet you, Vlad.

Greeting someone
A: Hi, Polina! How are you?
B: I'm fine, thanks. And you?

Saying goodbye
A: See you later.
B: Bye!

Sending greetings to others
A: Say hello to your mum for me.
B: Yes, I will.

Speaking

6. Walk around your classroom.

1. Introduce yourself.
2. Greet each student in your class.
3. Send greetings to their families.
4. Say goodbye.

Writing

7. Write about yourself. Use exercise 1.

My name is ... (your name). I am ... (your age). I am from ... (your country).
 I am ... and I have

UNIT 1

I, my family and my friends

Vocabulary

1. Find pairs.

mother / mum

grandpa / granddad

brother

grandma / granny

wife

aunt

son

father / dad

grandson

parents

daughter

uncle


husband

granddaughter

grandparents

sister

2. Look at the picture and number the words in the box.



mother	<input type="checkbox"/>
grandfather	<input type="checkbox"/>
grandmother	<input type="checkbox"/>
baby	<input type="checkbox"/>
father	<input type="checkbox"/>
brother	<input type="checkbox"/>
sister	<input type="checkbox"/>

Reading

3. Listen and read.



My family

Hello! My name is Amala. I am 11. I am from India. I have a father, a mother, two brothers and one sister. We live in a nice house in Mumbai. My grandma and grandpa live with us.

My father is an English teacher at school, and my mother is a nurse at a big hospital. My sister is very smart. My brothers are very kind. My grandparents live with us. They are old, but they are still very strong. My grandfather likes to surf the Net. My grandmother cooks the best food!

My family is very important to me. We do lots of things together. My brothers and I like to go on long walks in the city. My sister likes to cook with my grandmother. At weekends we all play board games together. We laugh and always have a good time. I love my family very much.

4. Finish the sentences with ONE word.

1. My house is in
2. My father teaches
3. My mother is a
4. My grandfather likes to surf the
5. My grandmother cooks the best
6. On the weekends we all play board

Grammar

Pronouns

I	I love you.	me	Tell me.	my	My family.
you	You love pizza.	you	Tell you.	your	Your house.
he	He loves Maths.	him	Tell him.	his	His friend.
she	She loves music.	her	Tell her.	her	Her job.
it	It (a cat) loves milk.	it	Tell it.	its	Its tail.
we	We love Ukraine.	us	Tell us.	our	Our house.
you	You love sweets.	you	Tell you.	your	Your city.
they	They love fun.	them	Tell them.	their	Their house.

Listening

5. Listen about Zoriana's family. Is it friendly?



6. Listen again and choose the right answer.



1. Where does Zoriana live?

- A in a flat
- B on a boat
- C on a ranch
- D in a house

3. What does the family like to do?

- A watch films
- B go to the park
- C listen to grandfather
- D play games

2. How many people are there in the family?

- A one
- B two
- C five
- D seven

4. What stories does grandfather tell?

- A stories about his children
- B stories about his grandchildren
- C stories about his growing up
- D stories about work

Pronunciation

[er]	[ar]
name	Hi
they	I
later	by

Speaking

7. Work in pairs. Ask and answer the questions.

1. What's your name? — My name is
2. How many people are there in your family? — There are
3. What is your family like? — My family is
4. Do you have any grandparents? — Yes, I do. I have / No, I don't.
5. Do you have any brothers or sisters? — Yes, I do. I have / No, I don't.
6. Is your family friendly?
7. Do you like to do things together? What do you like to do?

Writing

8. Finish 3 sentences about your family.

I have a

We like to

My family is

CONTENTS

Vocabulary	Pronunciation	Grammar	Skills	Clil
STARTER pp. 10-11				
numbers 1-10 school things classroom language days of the week classroom things	the alphabet	a/an the	Listening: identifying school things (matching) Speaking: asking about name/age/colour/place in the classroom Writing: a form	
UNIT 1. I, MY FAMILY AND MY FRIENDS pp. 12-27				
appearance family daily routines/ chores free time activities likes dislikes	[ɪ] [i:] [eɪ] [aɪ] [æ] [h]	to be subject/object pronouns can have got question words like + -ing form be going to question words	Listening: • Zoriana's family (multiple choice) • chores (answering questions) • my friend Mia (true/false statements) • a voice mail from Polina (multiple choice) • in a café (answering questions) • weekend plans (matching) Reading: • My family (finishing sentences) • Family chores (true/false statements, matching people and chores) • My friends (answering questions) • Elephant and friends (answering questions) • Fun with friends (multiple choice) • Tom Thumb (answering questions, true/false statements) Speaking: • talking about appearance and family • talking about chores, free time • expressing likes/dislikes Writing: • a paragraph about oneself • a paragraph about family • a note to a family member • an email • a thank you note	World Literature. Folk tales (sequencing the story)
Lesson 1. It's me	p. 12	Lesson 5. A friend in need is a friend indeed	p. 20	
Lesson 2. My family	p. 14	Lesson 6. Fun with friends	p. 22	
Lesson 3. My routines and chores	p. 16	Lesson 7. My weekend plans	p. 24	
Lesson 4. My friends	p. 18	CLIL lesson. World Literature. Folk tales	p. 26	
UNIT 2. SCHOOL LIFE pp. 28-43				
classroom school facilities school places timetable classroom activities working day	[ɒ] [ɔ:] [u:] [ɑ:] [ʌ] [ɜ:] [e]	there is/there are short, long, irregular adjectives (comparative/ superlative degrees) must/mustn't	Listening: • classroom description (identifying objects, identifying and correcting mistakes) • My school (identifying objects) • subjects (identifying subjects) • Fun facts about English (true/false statements) • likes/dislikes (matching, correcting sentences) • timetable (filling in the table) • working day (ordering, sentence completion)	Mathematics. Calculations (finishing sentences)

Vocabulary	Pronunciation	Grammar	Skills	CLIL
			<p>Reading:</p> <ul style="list-style-type: none"> • My school (answering questions) • favourite subjects (matching) • My English lesson (answering questions) • Fun facts about English (true/false statements) • My school timetable (filling in the table) • My working day (ordering, filling in the missing words) • Pinocchio (answering questions, true/false statements) <p>Speaking:</p> <ul style="list-style-type: none"> • classroom/school description • expressing likes/dislikes • talking about lessons/timetable/working day/importance of English <p>Writing:</p> <ul style="list-style-type: none"> • a paragraph about timetable • a paragraph about working day • classroom description • a paragraph about dream school/favourite subjects/English lessons 	

Lesson 1. My classroom	p. 28
Lesson 2. School places	p. 30
Lesson 3. School subjects	p. 32
Lesson 4. English lessons	p. 34

Lesson 5. English is great!	p. 36
Lesson 6. Timetable	p. 38
Lesson 7. My working day	p. 40
CLIL lesson. Mathematics	p. 42

UNIT 3. MY NATIVE TOWN, VILLAGE pp. 44-59

places in a village/ town/city location historical and cultural sites transport local problems	minimal pairs [i:] [ɪ] [æ] [e] [e] [eɪ] [æ] [ʌ] [e] [ɪ] [u:] [ɜ:] [i:] [aɪ]	plural nouns irregular plural nouns possessive case articles a/an/the demonstrative pronouns prepositions of time and place	<p>Listening:</p> <ul style="list-style-type: none"> • my village (multiple choice, answering questions) • a trip to London (matching) • My city (true/false statements) • conversation (true/false statements) • Interview with Polina (true/false statements) • My favourite country (matching speakers and countries) • Vlad's vlog (multiple choice) <p>Reading:</p> <ul style="list-style-type: none"> • My city (multiple choice, answering questions) • Two days in Oxford (answering questions) • emails/presentations about cities (answering questions, multiple choice, true/false statements) • interview (sentence completion) • Aladdin (answering questions, true/false statements) <p>Speaking:</p> <ul style="list-style-type: none"> • talking about different places in a village/town/city • discussing a video/a presentation about a village/town/city • asking about location of different places in a village/town/city 	Art. Still life (a mini project, following directions, solving problems)
--	--	---	---	---

Vocabulary	Pronunciation	Grammar	Skills	CLIL
			Writing: <ul style="list-style-type: none"> • chat messages • a video script • an email • a poster 	
Lesson 1. Vlad's city and Zoriana's village	p. 44		Lesson 5. Polina's city	p. 52
Lesson 2. Annie's city	p. 46		Lesson 6. Mia's city	p. 54
Lesson 3. Tom's home town	p. 48		Lesson 7. Ukraine is my home	p. 56
Lesson 4. Lukas's city	p. 50		CLIL lesson. Art	p. 58

UNIT 4. HOLIDAYS AND TRADITIONS pp. 60-75

holidays weekend activities New Year resolutions New Year/Christmas legends and traditions birthday party	[d] [t] [ɪd] -ed ending [θ] [ð]	Past Simple of regular and irregular verbs Future Simple will/be going to	Listening: <ul style="list-style-type: none"> • weekend activities (identifying, ordering) • New Year resolutions (identifying) Reading: <ul style="list-style-type: none"> • Independence Day (matching words, sentence completion) • Thanksgiving Day (answering questions) • British New Year traditions (true/false statements) • New Year resolutions (identifying resolutions) • Christmas Eve (identifying and correcting mistakes, answering questions) • at the party (answering questions) • Gingerbread Man (answering questions, true/false statements) Speaking: <ul style="list-style-type: none"> • talking about favourite/national holiday celebrations • talking about birthday parties Writing: <ul style="list-style-type: none"> • a paragraph about a favourite holiday • New Year resolutions • birthday postcards 	History of Ukraine. The Ukrainian cossacks (true/false statements, answering questions)
---	---------------------------------------	---	---	--

Lesson 1. Holidays in Ukraine	p. 60	Lesson 5. New Year resolution	p. 68
Lesson 2. Weekend	p. 62	Lesson 6. Christmas time!	p. 70
Lesson 3. Thanksgiving Day	p. 64	Lesson 7. It's birthday!	p. 72
Lesson 4. British New Year traditions	p. 66	CLIL lesson. History of Ukraine	p. 74

Revision Units 1-4 pp. 76-77

UNIT 5. CLOTHES pp. 78-93

colours clothes school clothes seasonal clothes clothes for special occasions accessories shopping for clothes	[s] [z] [ɪz] [ŋ] intonation in questions/exclamations	plural nouns Present Continuous/ Present Simple Who is/Who has/ Whose adverbs (always, usually, often, sometimes, rarely, never)	Listening: <ul style="list-style-type: none"> • dressing for the weather (multiple choice) • a poem (answering questions) • in clothes shops (true/false statements, filling in the gaps) • clothes for occasions (matching) • The Five R's of Fashion (matching and labeling) • special occasions (matching) 	Crafts. Plants (true/false statements, a mini project)
--	---	---	--	---

Vocabulary	Pronunciation	Grammar	Skills	Clil
			<p>Reading:</p> <ul style="list-style-type: none"> • My favourite clothes (answering questions) • Nice little things (answering questions) • Seasonal clothes (multiple choice) • New clothes (true/false statements) • What do you think about wearing uniforms at school? (answering questions) • Pirate party (answering questions) • Old clothes (true/false statements) • Emperor's new clothes (answering questions, true/false statements) <p>Speaking:</p> <ul style="list-style-type: none"> • talking about clothes • describing favourite clothes • talking about shopping for clothes • talking about plants <p>Writing:</p> <ul style="list-style-type: none"> • a comment on a forum • a shopping list • a paragraph about the clothes for a walk • a paragraph about favourite clothes and plans to buy new clothes • an invitation to a party 	

Lesson 1. My favourite clothes	p. 78	Lesson 5. Dressing for school	p. 86
Lesson 2. Nice little things	p. 80	Lesson 6. Dressing for special occasions	p. 88
Lesson 3. How to dress for the weather	p. 82	Lesson 7. Reuse, recycle, repair	p. 90
Lesson 4. Buying clothes	p. 84	CLIL lesson. Crafts. Plants	p. 92

UNIT 6. FOOD AND NUTRITION pp. 94-109

food and drinks containers recipes	[b] [p] [r] [v] [w]	a/an, some many/much a few/a little can/could/will be able to	<p>Listening:</p> <ul style="list-style-type: none"> • school lunch (true/false statements, answering questions) • shopping lists (identifying) • meals in Great Britain (filling in the gaps) • recipe (filling in the gaps, ordering) • what American teenagers have for breakfast (filling in the table) • healthy eating (sentence completion) <p>Reading:</p> <ul style="list-style-type: none"> • Lunch at schools (true/false statements, answering questions) • food to buy (identifying, finishing sentences) 	Science. The Universe (true/false statements, identifying numbers)
--	---------------------------	---	--	--

Vocabulary	Pronunciation	Grammar	Skills	CLIL
			<ul style="list-style-type: none"> • What do teenagers eat today? (true/false statements) • Can you do the shopping for me? (answering questions, finishing sentences) • traditional Ukrainian dishes (answering questions) • healthy eating (filling in the gaps) • Snow White (answering questions, true/false statements) <p>Speaking:</p> <ul style="list-style-type: none"> • talking about favourite foods/ school lunch • discussing a shopping list • talking about meals/healthy eating <p>Writing:</p> <ul style="list-style-type: none"> • a paragraph about school lunch • a social media post with a recipe/on healthy eating 	

Lesson 1. Lunch at British schools	p. 94	Lesson 5. Food in Ukraine	p. 102
Lesson 2. Types of food	p. 96	Lesson 6. Let's eat American style	p. 104
Lesson 3. Let's get ready for the party!	p. 98	Healthy eating	p. 106
Lesson 4. British food	p. 100	Lesson 7. Natural Science.	
		CLIL lesson. The Universe	p. 108

UNIT 7. LEISURE TIME. NATURE pp. 110-125

leisure activities hobbies holiday fun nature natural phenomena Ukrainian nature	word stress/ sentence stress	should/shouldn't for advice may, might for possibility capital letters in geographical names Imperative Present Perfect	<p>Listening:</p> <ul style="list-style-type: none"> • free time activities (filling in the table) • leisure (matching) • drawing a map <p>Reading:</p> <ul style="list-style-type: none"> • conversations about hobbies (multiple choice) • conversation about free time (answering questions) • favourite sport (answering questions) • The Natural wonders of Ukraine (multiple choice) • emails (filling in the gaps) • The Golden Goose (answering questions, true/false statements) <p>Speaking:</p> <ul style="list-style-type: none"> • talking about hobbies/leisure activities/free time • describing nature <p>Writing:</p> <ul style="list-style-type: none"> • an email about hobbies • a paragraph with recommendations • a social media post about favourite sport • a cinquain poem about nature • a list of things for a picnic • a poster 	Health. Stay safe (multiple choice) a mini project
---	---------------------------------	---	--	--

Vocabulary	Pronunciation	Grammar	Skills	Clil
Lesson 1. Hobbies	p. 110		Lesson 5. Nature	p. 118
Lesson 2. Leisure	p. 112		Lesson 6. Weather	p. 120
Lesson 3. Sports	p. 114		Lesson 7. Outdoors	p. 122
Lesson 4. Nature in Ukraine	p. 116		CLIL lesson. Health. Fire safety	p. 124

UNIT 8. TRAVELLING pp. 126-141

countries continents types of holidays holiday activities transport places of interest	articulation and fluency	shall for offers and suggestions Present Perfect/ Past Indefinite	Listening: <ul style="list-style-type: none"> a country to visit (filling in the gaps) London buses (true/false statements) a trip to New York (answering questions) Hyde Park (true/false statements, identifying places and activities) a visit to the Carpathians (answering questions) Reading: <ul style="list-style-type: none"> the London Tube (answering questions) a trip to Canada (true/false statements, answering questions) a trip to New York (answering questions) a tour around London (answering questions) cities of Ukraine (matching, filling in the table) a trip to the mountains (true/false statements) The Bremen Town Musicians (answering questions, true/false statements) Speaking: <ul style="list-style-type: none"> talking about places/transport/holiday activities/trips around Ukraine and abroad giving advice on what to visit Writing: <ul style="list-style-type: none"> a paragraph about the trip/ places/favourite city a holiday card an email about a trip 	Music. Musical instruments. Interesting facts about music (filling in the gaps)
---	--------------------------	---	--	---

Lesson 1. Travel the world!	p. 126	Lesson 5. A city tour!	p. 134
Lesson 2. London transports	p. 128	Lesson 6. Cities of Ukraine	p. 136
Lesson 3. A trip to Canada	p. 130	Lesson 7. A trip to the mountains	p. 138
Lesson 4. A great trip!	p. 132	CLIL lesson. Music	p. 140

Revision Units 5-8 pp. 142-143

Supplementary reading pp. 144-150

Dictionary pp. 151-159