

Дорогі друзі!

Вітаємо вас із початком нового навчального року — третього у вашій історії вивчення англійської мови. Сподіваємося, перших два роки були цікавою і захопливою мандрівкою у світ Великої Британії, Сполучених Штатів Америки, Канади, Австралії та інших країн, де люди спілкуються однією з найпопулярніших мов світу.

Цього року ви навчитеся розповідати англійською мовою про свою домівку, кімнату, дізнаєтеся, як діти в англійських країнах проводять свій вільний час, про те, як вони святкують їхні (та й ваші, мабуть, також) свята, дотримуються традицій свого народу тощо.

Старанно навчаючись упродовж року, ви також зможете вільно спілкуватися англійською мовою про українську кухню, природу та визначні місця нашої країни.

Працюючи наполегливо, не забувайте і про відпочинок. У вас будуть канікули, упродовж яких ви відвідаєте багато цікавих місць, гратиметеся з друзями і, безперечно, дивитиметеся фільми. А чому б не спробувати переглянути їх англійською мовою (їх ви зможете знайти в інтернеті, у друзів чи у свого вчителя)?! Спробуйте!

Тож бажаємо вам успіхів у навчанні, приємної праці із книжкою, сторінки якої ви гортатимете упродовж року!

Як кажуть англійці: “May success attend You!”

Авторки

УМОВНІ ПОЗНАЧЕННЯ



Listen!





Additional tasks



Grammar



Interactive exercises

Піктограмами   у підручнику позначено ті його складові, які можна відкрити в електронній версії за посиланням:
<https://edodatok.com/8772-8/>



Lesson 1

1. a) Mykhailyk meets his new classmate Jane. Complete their dialogue, using the sentences given below.

Mykhailyk: Hi! What's your name?

Jane: (0) I am Jane. What's your name?

Mykhailyk: I am Mykhailyk. Nice to meet you.

Jane: Nice to meet you, too.

Mykhailyk: (1) _____

Jane: I am from Great Britain.

Mykhailyk: That's great.

Welcome to Ukraine!

Jane: (2) _____

Mykhailyk: You may sit here.

Jane: (3) _____



I am Jane.

Where are you from?

Thank you!

With pleasure.

- b) Listen and check.


2. Look at the clocks and tell the time.



1



2



3



4



5



6

Model: What is the time? — It's (a) quarter past twelve.

3. **Work in pairs. Interview your friend. The questions below can help you.**

What is your name?
What is your surname?
What is your patronymic?
What is your full name?
Spell your name, please.
How old are you?
What's your nationality?
What country are you from?
Where do you live?
What street do you live in?

4. **Use the pictures to speak about Mykhailyk's summer holidays.**

Model: Mykhailyk had a great time during his summer holidays. He went to the seaside together with his parents. He played with other children there. He also went...



5. **Make up a story about your summer holidays. Then write it down in your exercise book.**



Lesson 2

1. Listen and read. Give the titles.

 Dialogue 1


Jane: Mum and dad, this is my new friend Mykhailyk.

Mrs. Blake: How do you do, Mykhailyk?

Mr. Blake: How do you do?

Mykhailyk: How do you do? I am pleased to meet you. Jane is a good girl.

Mrs. Blake: Thank you. Jane is very happy to make friends with you.



Dialogue 2

Charles: Hello, I am Charles. This is my friend, Jack.

Jane: It's good to meet you, Jack and Charles. I am Jane.

Charles: My pleasure, Jane.

Jack: Hello, Jane. It's nice to meet you. It's a lovely birthday party.

Jane: Yes, it is. Everything is very nice.



2. Work in pairs. Ask and answer.

- | | |
|--|---------------------------------------|
| 1. What colour are your mother's eyes? | 6. What colour is your friend's hair? |
| 2. What colour are your father's eyes? | 7. Is your hair long? |
| 3. What colour is your mother's hair? | 8. What colour is your hair? |
| 4. What colour is your father's hair? | 9. Are you grey-eyed? |
| 5. What colour are your friend's eyes? | 10. What colour are your eyes? |

3. Find 10 differences in the pictures.

Model: There is (are) ... in picture A, but



4. Look at the pictures and say what seasons they show.



5. Listen and repeat the rhymes. Learn one of them by heart.



SEASONS

In spring the trees are green,
In autumn they are red and brown.
In summer the sun is bright,
In winter the snow is white.
But I can play and I can sing
In summer, and winter, in autumn, and spring.



“In winter I ski and skate,” says little Kate.
“In summer I like to swim,” says little Jim.
“And what do you do in spring?”
“In spring we play and sing.”

CLOUDS

What’s fluffy, white, and floats up high,
Like piles of ice cream in the sky?
And when the wind blows hard and strong,
What brings the rain?
What brings the snow
That showers down on us below?




6. Describe your favourite season. Use the model.

Model: My favourite season is The weather is I usually wear
I usually go

7. Listen and read the dialogue. Do you like the season they are talking about? Why?/ Why not?



Jane: What season is it now?
Emily: Look, the leaves are yellow, red and brown.
Jane: Yes, and it is raining now. The sky is grey.
Emily: And birds fly away to warm countries.
Jane: I see. It’s autumn now.



Lesson 3

1. a) **Work in pairs. Arrange in order. Act out.**

- Have you got a sister or a brother?
- Hi, Mykhailyk. Nice to see you, too.
- I have got a sister and a brother.
- 1 Hello, Jane. Nice to see you.
- What is your sister's name?
- Her name is Emily.
- Have you got a cousin?
- My family is very friendly. It is very large.
- Jane, tell me about your family.
- They live in London.
- Yes, I have got three cousins. Their names are Nick, Laura, and Ted.
- Where do your aunt and uncle live?



 b) **Listen and check.**

2. a) **Match the words with their definitions.**


- | | |
|-------------|---|
| 1. parents | a) the daughter of your brother or sister |
| 2. cousin | b) the man that somebody is married to |
| 3. relative | c) the sister of your mother or father |
| 4. child | d) the woman that somebody is married to |
| 5. daughter | e) person's father and mother |
| 6. husband | f) a child of your aunt or uncle |
| 7. niece | g) a member of your family |
| 8. aunt | h) someone's female child |
| 9. wife | i) a young human who is not yet an adult;
a son or daughter of any age |

 b) **Listen and check.**

3. **Agree or disagree as in the model. Use the picture of Jane's family tree.**

Model: Ted is Jane's brother. — Yes, he is.
 Victor is Jane's brother. — No, he isn't. He is Jane's father.

1. Sally is Jane's aunt.
2. Ann is Jane's aunt.
3. Edward is Jane's uncle.
4. Mary and Edward are Jane's grandparents.
5. Sally and Victor are Jane's parents.
6. Sally is Bill's wife.
7. Laura is Jane's cousin.
8. Ted is Bill's son.



9. Ann and Chris are Mary's children.
10. Victor is Edward's son.
11. Tom is Mary's grandson.
12. Beth is Nick's cousin.
13. Ted is married.
14. Ted, Jane, and Nick are Edward's grandchildren.
15. Susan is Jane's niece.

4. **Interview your friend. Use the table given below.**

Do	you		bring	bread?
Does	your parents	often	come to see	their friends?
	your friend	always	visit	presents to you?
	your sister	sometimes	write	your relatives?
	your relatives		go	breakfast?
	your uncle		send	letters?
			make	vegetables and fruit?
			buy	shopping?

5. **Ask your classmate about his (her) family (6–8 questions).**

- Model:* Is your family large or small?
 How many cousins have you got?
 Do your grandparents live in your house/flat?
 Have you got an uncle/aunt? How many aunts and uncles have you got?
 Where does your uncle/aunt live?
 What is your mother's/father's name? How old is your mother/father?



Lesson 4

1. a) Listen and read the dialogue.



Jane: What are your parents' jobs?

Andy: My father is a driver and my mother is a nurse.

Mykhailyk: My mother is a teacher and my dad is a doctor.

Kate: My parents are engineers. And what do your parents do?

Jane: My mother doesn't work and my father is a dentist.

b) Match the pictures to/with the children's names and what jobs their parents do.

Model: Picture 1 shows the job of a driver. Andy's father is a driver.



2. Look around. Say what things there are in your classroom, where they are, and tell their colours.

3. In pairs make up dialogues describing your rooms.

Model: — Have you got your own room?

— Yes, I have.

— What is it like? Is it large?

— No, it isn't large. But it is not small.

— How many windows are there in your room?

— There is one window in my room.

— Is there a table in your room? Where is it?

— Yes, there is. It's near the window.

4. **Answer the questions.**

1. What day is it today?
2. What date is it today?
3. What season is it now?
4. What is the time now?
5. How many pupils are there in the classroom?
6. What year is it now?
7. What year were you born?

5. **Imagine you met a boy from another country. Ask him the questions given below. Then write down his possible answers (into your exercise books).**

1. What country are you from?
2. What is your nationality?
3. Do you live in a village or a town/city?
4. Is your town (village) big or small?
5. What is the name of your town/city (village)?
6. What street do you live in?

6. **Work in pairs. Ask and answer.**

A: What's your classroom's name/number?

B: It's Art Room/number 38.

A: What is it like? Is it large?

B: No, it isn't. But it's not small.

A: How many windows (desks/lamps/pictures) are there in your classroom?

B: There are three/two windows (15 desks/6 lamps/4 pictures) in our classroom.

A: Where's the teacher's table (blackboard)?

B: It's by the window (in front of the pupils' desks).

7. **Describe the room in the picture.**



Model: This room is small. There is one window in the room. There is a desk at the wall. The lamp is on the desk. There is also a pen, a ruler and some paper on the desk. The ball is under the desk. There is a bed in the room. It's to the left of the desk...




Lesson 5

1. Use the pictures in exercise 1 (lesson 4) and say as it is given in the model.

Model: The man in picture 1 is Andy's father.

2. Listen to the dialogue. Take roles and read it aloud.

 *Emily:* Jane, why are you still in bed? It's half past eight already.

Jane: Then what?


Emily: You must get up and go to school.

Jane: I don't go to school today.

Emily: But why?



Jane: Because it's a weekend. Today is Saturday.

Emily: Oh!




3. Look at the pictures and say what the girl usually does every day. Use the model to help you.

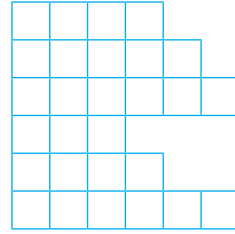
Model: The girl gets up at 7:30 every morning. She...



4. Look at the picture and do the puzzle.





- 1 – d/k
- 2 – r/r
- 3 – e/r
- 4 – p/n
- 5 – b/k
- 6 – p/l



5. Write about your ordinary school day. Use the model.

Model: I get up at 7 o'clock every morning. Then I make my bed and do my morning exercises. After that I have my breakfast. At 8 o'clock I go to school. My lessons start at...



6. You are a reporter. Interview 3 classmates about their day. Ask these questions.

1. Do you always do your morning exercises? What time do you do them?
2. What time do you usually get up?
3. Who or what wakes you up?
4. Do you get up just after you wake up? (Do you stay in bed after you wake up?)
5. How much time does it take your parents to wake you up?
6. What do you usually do in the evening?
7. What time do you go to bed?
8. How much time does it take you to do your homework?



Lesson 6

1. Listen and read. Play the game “What are they doing” with your classmates.



Jane: Hello, ladies and gentlemen. And welcome to “What are they doing?”

Members: Hello!

Jane: Now, listen. There is a girl. What’s she doing?

Member 1: I don’t know.

Jane: Well, where is she?

Member 2: She is in the bathroom.

Jane: Yes, she is. But what’s she doing?

Member 2: She is having a shower.

Jane: No, she isn’t. She isn’t having a shower.

Member 3: She is having a bath.

Jane: Yes. That’s right. She is having a bath. Congratulations!



2. Listen and complete the dialogue. Act it out with your partner and then make up a similar one.



Jane: Can you (0) help me, Sir?

Man: Sure. What’s the (1) _____?

Jane: What’s the (2) _____, please?

Man: It’s (3) _____ o’clock.

Jane: (4) _____ o’clock?

Man: Yes, it is.



3. **Read and then write down the children's telephone numbers. There is a model to help you.**

Model: Tom — 118-03-47

Tom's telephone number is double one eight zero three four seven.

Bill: 130-25-41
Brenda: 991-82-75
Ted: 848-82-72

Jack: 144-36-60
Kate: 915-54-86
Sam: 786-63-29

4. **Work in pairs as it is given in the model.**

Model: There are two large windows in my room. — My room has got two large windows.

There are four books in your bag. — You have got four books in your bag.

1. There is a nice door in our kitchen.
2. There are four rooms in my flat.
3. There are twenty five pupils in our class.
4. There is one child in my aunt's family.
5. There is a red pencil in your pencil box.
6. There is an apple in my bag.

5. **Write the answers to the following questions.**

1. Where do you live?
2. What street do you live in?
3. What floor do you live on?
4. How many rooms have you got in your flat?
5. What do you usually do in your room?
6. What is there in your room?
7. Have you got a telephone?
8. What's your telephone number?

6. **Object to the following statements. There is a model to help you.**

Model: We live in England. — You are not right. We do not live in England.
We live in Ukraine.

1. London is the capital of Ukraine.
2. We can speak French.
3. Tom is a Ukrainian name.
4. We are the pupils of the third form.
5. We study at university.



Lesson 7

1. You are going to listen to Mykhailyk and Jane talking about their plans for the evening. Listen and mark the sentences true (T) or false (F). Correct the false sentences.



1. Mykhailyk is going to stay at home.
2. Jane is planning to go to the theatre.
3. Mykhailyk don't like cinemas.
4. Jane asks Mykhailyk to go to the cinema with her.

2. Look at the pictures and read the sentences. Then say what Jane usually does at the given time.

! 00:00–12:00 = a.m. (ante meridiem) — before noon
 12:00–24:00 = p.m. (post meridiem) — after noon


Model: Jane usually gets up at 7 a.m.



7 a.m.



1 p.m.



7 p.m.



1 a.m.

1. 15:10 — It's ten (minutes) past three p.m.
2. 9:20 — It's twenty (minutes) past nine a.m.
3. 17:45 — It's (a) quarter to six p.m.
4. 4:30 — It's half past four a.m.

3. Look at the pictures and tell the time. Use a.m. or p.m.

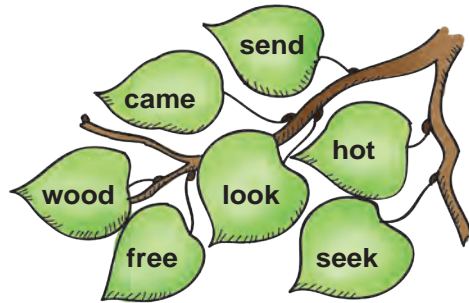
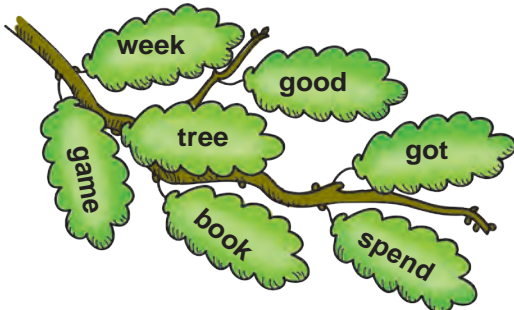


4. Read the names of the hobbies (use the dictionary if necessary) and say what hobbies the members of your family have got. There is a model to help you.

Model: My sister's hobby is listening to music.

Listening to music (the news on the radio), reading books (newspapers, magazines), watching TV, collecting stamps (coins, pictures), sports, singing, dancing, cooking, travelling, fishing, taking photographs, picking mushrooms.

5. Write down the names of the months (into your exercise books).
6. Find the rhyming words.



7. a) Listen and read the dialogue.



Jane: Who is this in this photo, Mykhailyk?

Mykhailyk: That's my mother, and this is my father.

Jane: Is this your sister?

Mykhailyk: Yes, and this is my brother.

Jane: This is a nice house. Is this your house, Mykhailyk?

Mykhailyk: Yes, it is. Thank you.

Jane: Who is this?

Mykhailyk: That's my uncle. He is a very nice man. Well, that's all.

Jane: Thank you, Mykhailyk.

- b) What can you say about Mykhailyk's family? Use the model.

Model: Mykhailyk's family is He has got They live



CONTENTS

REVISION

Lesson 1	4
Lesson 2	6
Lesson 3	8
Lesson 4	10
Lesson 5	12
Lesson 6	14
Lesson 7	16

UNIT 1. The Place I Live in. My Room

Lesson 8	18
Lesson 9	20
Lesson 10	25
Lesson 11	28
Lesson 12	32
Lesson 13	36
Lesson 14	39

Revision

Lesson 15	43
-----------------	----

UNIT 2. Sports and Games

Lesson 16	46
Lesson 17	50
Lesson 18	52
Lesson 19	55
Lesson 20	58
Lesson 21	61
Lesson 22	64
Lesson 23	67

Revision

Lesson 24	69
Lesson 25	72

UNIT 3. Shopping. Food and Drinks

Lesson 26	74
Lesson 27	78
Lesson 28	82
Lesson 29	86
Lesson 30	89
Lesson 31	92
Lesson 32	94
Lesson 33	97

Revision

Lesson 34	100
-----------------	-----

UNIT 4. Appearance and Character

Lesson 35	104
Lesson 36	108
Lesson 37	111

Revision

Lesson 38	114
-----------------	-----

UNIT 5. Holidays and Traditions

Lesson 39	116
Lesson 40	120
Lesson 41	124
Lesson 42	127
Lesson 43	130

Revision

Lesson 44	134
-----------------	-----

UNIT 6. Nature

Lesson 45	138
Lesson 46	143
Lesson 47	147
Lesson 48	149
Lesson 49	153
Lesson 50	156

Revision

Lesson 51	158
Lesson 52	160

UNIT 7. Travelling. Great Britain. Ukraine

Lesson 53	162
Lesson 54	165
Lesson 55	167
Lesson 56	172
Lesson 57	175
Lesson 58	179
Lesson 59	182

Revision

Lesson 60	186
Lesson 61	190

UNIT 8. School Life

Lesson 62	192
Lesson 63	194
Lesson 64	197
Lesson 65	199
Lesson 66	202
Lesson 67	205
Lesson 68	207
Lesson 69	209

Revision

Lesson 70	212
-----------------	-----

REVISION

Lesson 71	214
Lesson 72 (Final)	217
Supplementary Reading	219
Grammar Reference	227
Irregular Verbs	232
English-Ukrainian Dictionary	234
Ukrainian-English Dictionary	237